

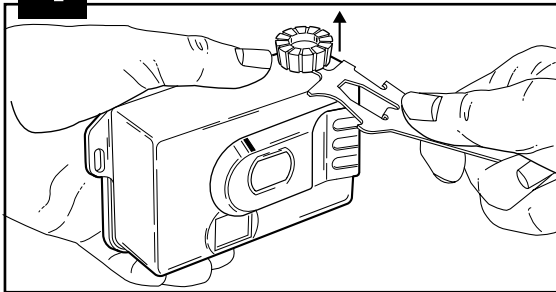


# CURRENT INFORMATION SUMMARY

## Opening Instructions for the KODAK MAX Waterproof One-Time-Use Camera

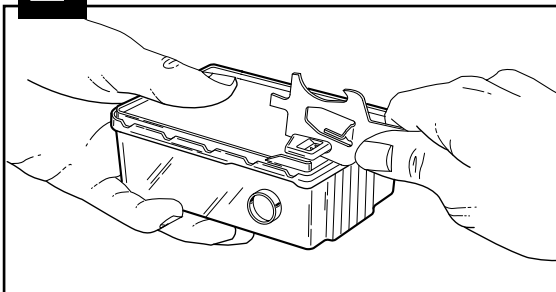
Wear eye protection when opening all cameras.

### 1 Remove Wind Knob



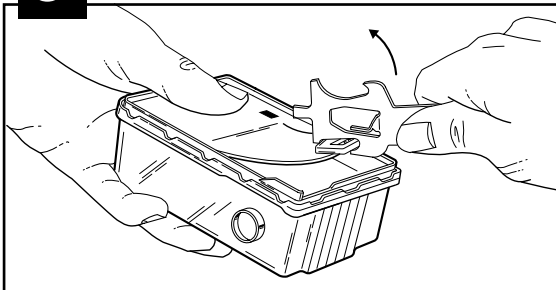
- Ensure film is completely wound off.
- Insert tool end as shown and pry WIND KNOB off.
- Remove the black O-RING.

### 2 Remove Back Cover (a)



- Insert special tool into rectangular hole of PULL TAB.

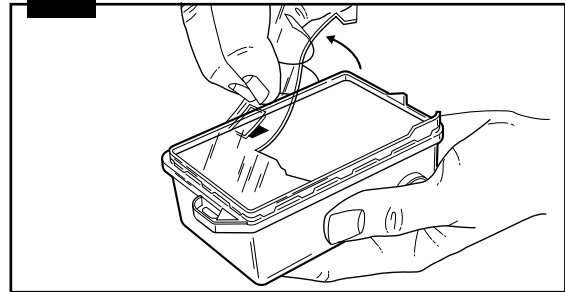
### 3 Remove Back Cover (b)



- Pry up on PULL TAB to initiate opening.

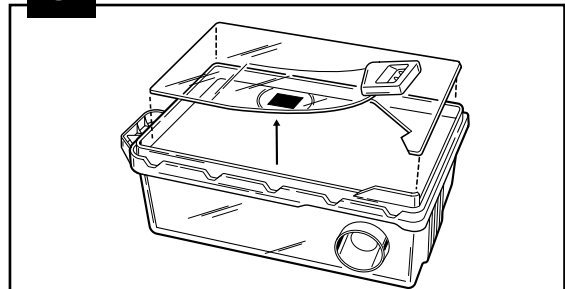
**CAUTION:** To avoid tool slippage, be sure tool is fully engaged with the camera body before attempting opening task.

### 4 Remove Back Cover (c)



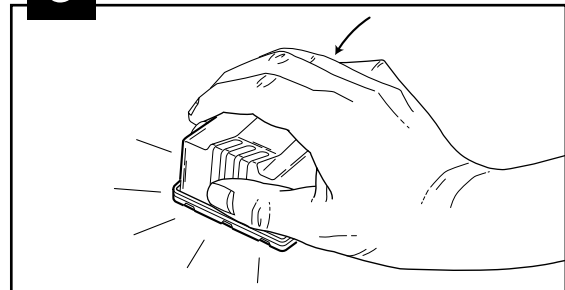
- Carefully pull up each side of the REAR HOUSING cover until it is completely removed.

### 5 Remove Back Cover (d)



- To remove the camera, the REAR HOUSING cover must be completely removed.

### 6 Remove Camera from Casing



- Tap the FRONT HOUSING cover on a hard surface to loosen the camera.
- Remove the camera from the housing.
- Remove the film in the same way as typical Fun Saver 35 cameras.

- ### 7
- Place in recycle bin.
  - Return to Kodak for recycling.

*Current Information Summaries* provide information of limited or specific application. Responsibility for judging the timeliness and applicability of the information to a specific photographic use rests with the end user.

Consumer Imaging  
EASTMAN KODAK COMPANY • ROCHESTER, NY 14650



CIS-166  
Opening Instructions for the  
KODAK MAX Waterproof  
One-Time-Use Camera

Kodak and Max are trademarks.

Minor Revision 12-98  
Printed in U.S.A.

## Free Manuals Download Website

<http://myh66.com>

<http://usermanuals.us>

<http://www.somanuals.com>

<http://www.4manuals.cc>

<http://www.manual-lib.com>

<http://www.404manual.com>

<http://www.luxmanual.com>

<http://aubethermostatmanual.com>

Golf course search by state

<http://golfingnear.com>

Email search by domain

<http://emailbydomain.com>

Auto manuals search

<http://auto.somanuals.com>

TV manuals search

<http://tv.somanuals.com>