

## COMMON FEATURES

- For connecting to all wood processing machines
- Healthy air at the workplace: clean air – clean work
- Mobile; stable stand with supported chip collection bag
- High extraction output
- Mobile use, easy to connect
- Large range of accessories
- Suction hose connection Ø 100 mm
- For single phase alternating current



SPA 1101

SPA 1702 W

	Chip and Dust Extractor System SPA 1101	Chip and Dust Extraction System SPA 1702 W
<b>Special advantages</b>		
■ Aerodynamically shaped fan wheel made of impact-resistant ABS plastic for high air output, low noise and long service life	•	
■ BIA-tested dust filter of G category		•
<b>Comparative device characteristics</b>		
Dimensions L x W x H	820 x 450 x 1.950 mm	882 x 562 x 1.671 mm
Maximum vacuum	1.300 Pa	1.730 Pa
Maximum volume flow	842 m <sup>3</sup> /h	1.010 m <sup>3</sup> /h
Filter surface	1,2 m <sup>2</sup>	1,1 m <sup>2</sup>
Chip bag capacity	60 l	90 l
Rated input power	0,37 kW	0,75 kW
Weight	25 kg	24 kg
<b>Standard equipment</b>	Suction hose 100 x 2500 mm	Suction hose 100 x 2500 mm
<b>Type</b>	SPA 1101	SPA 1702 W
<b>Order no.</b>	0130011004 0130011012 (GB) 230 V	0130170100

SAWS

SPECIAL-PURPOSE  
MACHINES

SYSTEMATIC  
ORGANISATION

GARDEN

WOOD-PROCESSING  
TECHNOLOGY

WATER-/PUMP  
TECHNOLOGY

WELDING  
TECHNOLOGY

COMPRESSED  
AIR SYSTEMS

## COMMON FEATURES


- The purity value of 0.1 mg/m<sup>3</sup> is maintained continuously.
- With the GS mark H3, the machine corresponds to the cleanliness and safety requirements.
- For connecting to all wood processing machines
- Healthy air at the workplace: clean air – clean work
- Mobile; stable stand with supported chip collection bag
- High extraction output
- Manometer for monitoring the minimum air volume flow
- Easy and effective filter cleaning
- Mobile use, easy to connect
- Large range of accessories
- Costly dust tests at the workplace are not needed
- Suction hose connection Ø 100 mm



SPA 2002 W


SPA 2002 D

	Chip and Dust Extractor System SPA 2002 W	Chip and Dust Extraction System SPA 2002 D
<b>Special advantages</b>		
■ For single phase alternating current	•	
■ For three phase current		•
<b>Comparative device characteristics</b>		
Dimensions L x W x H	1.085 x 735 x 1.974 mm	1.085 x 735 x 1.974 mm
Maximum vacuum	2.430 Pa	2.430 Pa
Maximum volume flow	1.038 m <sup>3</sup> /h	1.038 m <sup>3</sup> /h
Filter surface	3,45 m <sup>2</sup>	3,45 m <sup>2</sup>
Chip bag capacity	135 l	135 l
Rated input power	1,4 kW	1,5 kW
Weight	95 kg	95 kg
<b>Standard equipment</b>	Suction hose 100 x 2500 mm	Suction hose 100 x 2500 mm
<b>Type</b>	SPA 2002 W	SPA 2002 D
<b>Order no.</b>	0130200100	0130200110


Filter cartridges		
	<ul style="list-style-type: none"> <li>Filters the finest dust particles</li> </ul>	
Suitable for	Order no.	
SPA 1000, SPA 1100, SPA 1101	Filter area 5.2 m <sup>2</sup> (0.2 micron) Ø 327 x 857 mm	0913005058
SPA 1700 D, SPA 1701 W, SPA 1702 W	Filter area 5.2 m <sup>2</sup> Ø 327 x 857 mm	0920016529
SPA 2001 W, SPA 2001 D, SPA 2002 W, SPA 2002 D	Assortment pack of pocket filters with mounted filter plate (as spare)	0913059441




Chip collector bags		
Suitable for	Packing unit	Order no.
SPA 1000, SPA 1100, SPA 1101	10	0913007123
SPA 1700 D, SPA 1701 W, SPA 1702 W	10	0913017617
SPA 2001 W, SPA 2001 D, SPA 2002 D, SPA 2002 W	10	0913059433


Suction hoses, Ø 100 mm		
Length m	Diameter mm	Order no.
2,5	100	7854018544
5	100	7854112915
10	100	7854115035


Hose connection set, Ø 100 mm		
	<ul style="list-style-type: none"> <li>For the length extension of the standard hose of the chip and dust extraction systems</li> <li>Incl. adapter and transition ring</li> </ul>	
		Order no.
<b>Hose connection set SPA 1101/1702</b> Length: 2.5 m Suitable for: SPA 1000, SPA 1100, SPA 1101, SPA 1700 D, SPA 1701 W, SPA 1702 W		0913010779
<b>Hose connection set SPA 2002</b> Length: 2 m Low flammability with inserted earth cable Suitable for: SPA 2000 D, SPA 2001 W, SPA 2001 D, SPA 2002 D, SPA 2002 W		0913013565

Nozzles		
		Order no.
	<b>Cleaning nozzle</b> For cleaning floors and machines	0913031270


Transition rings		
		Order no.
	<b>Transition ring</b> As a coupling for the universal adapter and for the diversion Supplied as standard with all chip and dust extraction units	0913031300


Suction adapter			Order no.
	<b>Suction adapter Multi</b> For KGS 255 / KGS 305 / TS 250 For KGS 303 only with chip and dust extraction unit order no. 0910057561	0910058010	
	<b>Suction adapter - nozzles</b> For the connection of wet/dry vacuum cleaners to the wood processing machines Including 2 locking plugs for any bypass holes there may be in the suction connection (Secanta)	0910031260	
	<b>Universal adapter</b> As a coupling for transition ring or extraction nozzle DH 330 As a hose connection for the cleaning nozzle	0913031288	

Diversion			Order no.
	<b>Diversion</b> For connecting 2 hoses to the chip and dust extraction unit	0913031296	

Y-pieces			Order no.
	<b>Y-piece</b> <ul style="list-style-type: none"> <li>With locking plug 58 mm</li> </ul>	0910060090	

Automatic switch-on devices		
<ul style="list-style-type: none"> <li>Automatic switching on and off of the chip and dust extraction system after the wood processing machine has been switched on or off</li> <li>Time-delayed: in this way, even residual dust is extracted</li> </ul>		

Automatic switch-on device ALV 1			Order no.
	<ul style="list-style-type: none"> <li>2 alternating current sockets (230 V)</li> </ul> 200 VA - 2300 VA IP 44 340 g Mains voltage: 220-240 V Mains frequency: 50/60 Hz Dimensions: 158 x 116 x 60 mm Suitable for: SPA 1000, SPA 1100, SPA 1701 W, SPA 2001 W, SPA 1101, SPA 1702 W, SPA 2002 W	0913014626	

Automatic switch-on device ALV 10			Order no.
	<ul style="list-style-type: none"> <li>2 alternating current sockets (230 V)</li> <li>2 three-phase sockets (400 V)</li> </ul> Mains connection with phase inverter Mains voltage: 220-240 V / 380-400 V 4 screwing options M 5 x 7.2 mm IP 44 Mains voltage: 230/400 V Mains frequency: 50/60 Hz Fuse protection: T 16 A Dimensions: 235 x 106 x 155 mm Suitable for: SPA 1000, SPA 1700 D, SPA 2000 D, SPA 1100, SPA 1701 W, SPA 2001 W, SPA 2001 D, SPA 1101, SPA 1702 W, SPA 2002 W, SPA 2002 D	0913014634	

SAWS

SPECIAL-PURPOSE MACHINES

SYSTEMATIC ORGANISATION

GARDEN

WOOD-PROCESSING TECHNOLOGY

WATER-/PUMP TECHNOLOGY

WELDING TECHNOLOGY

COMPRESSED AIR SYSTEMS

## Free Manuals Download Website

<http://myh66.com>

<http://usermanuals.us>

<http://www.somanuals.com>

<http://www.4manuals.cc>

<http://www.manual-lib.com>

<http://www.404manual.com>

<http://www.luxmanual.com>

<http://aubethermostatmanual.com>

Golf course search by state

<http://golfingnear.com>

Email search by domain

<http://emailbydomain.com>

Auto manuals search

<http://auto.somanuals.com>

TV manuals search

<http://tv.somanuals.com>