

# THE WORKSHOP WORKHORSE.

Metabo developed the world's first mass produced impact drill. It substantiates our reputation as leading manufacturer of durable, robust and technically sophisticated impact drills. Even today, Metabo impact drills are designed using state-of-the-art technology and ergonomic knowledge. Handling, operation and safety demonstrate the latest technology. A Metabo impact drill should therefore be part of the standard equipment in every workshop: **Metabo. Work. Don't play.**



## THE WORKSHOP ALL-ROUNDERS.

Impact drills have a number of uses. In hammer mode they come into their own when drilling  $\leq 12$  mm  $\varnothing$  bits into stone, concrete or brick. In rotary only mode they are ideal for drilling into wood, metal, plastics and even glass.

With the right attachments they can be used for driving in screws, stirring paint/plaster/mortar, polishing, sanding, grinding metal or removing rust. **Metabo – Designed for Life.**

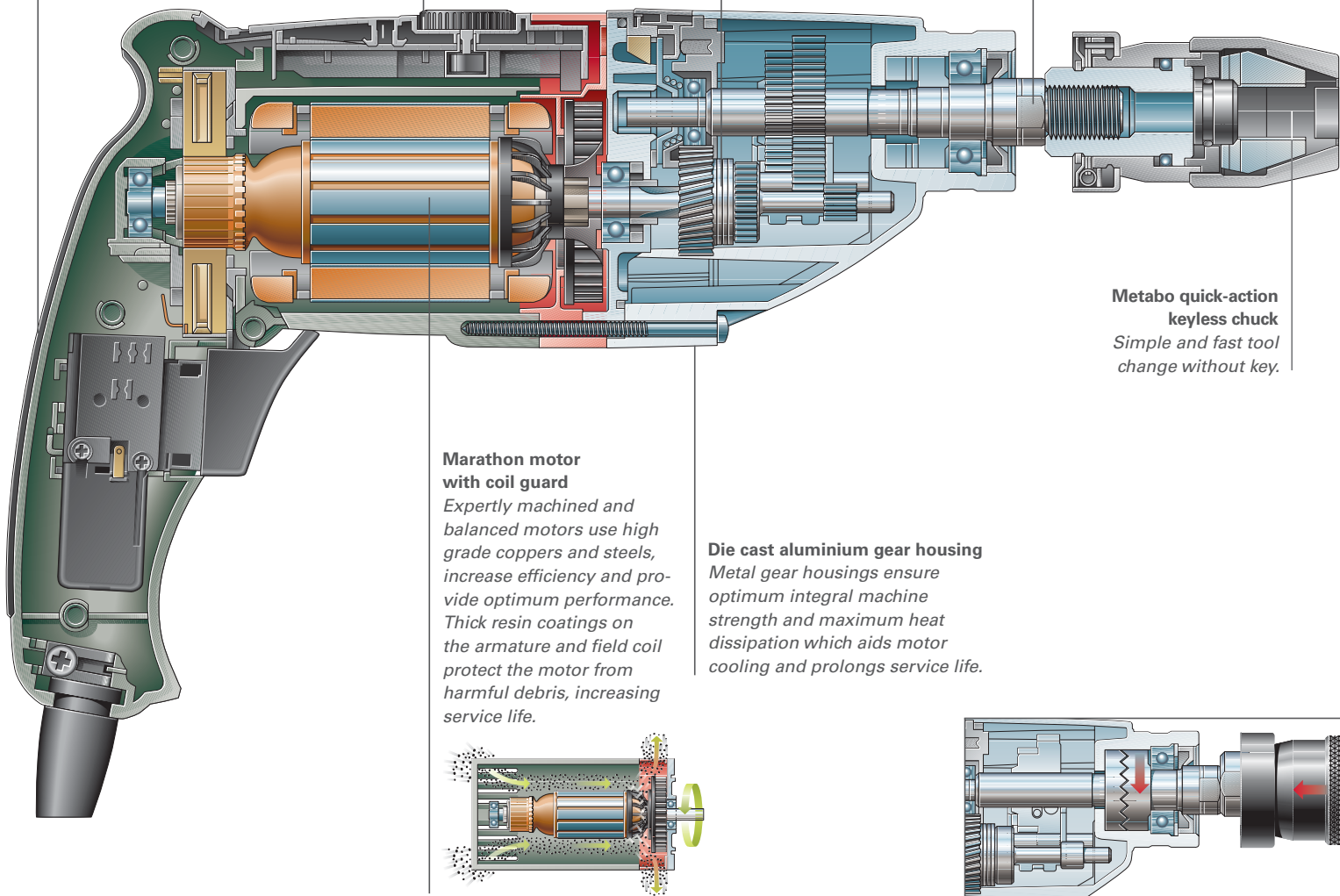
For example: SBE 1010 Plus

**Rubber-coated handle**  
a comfortable, secure grip.

**Infinitely variable speed control**  
LED light flashes warning of thermal overload, carbon brush wear or no-volt release switch activation.

**Metabo S-automatic torque limiting clutch**  
Prevents sudden reverse kick back if a disc or bit should jam in the work piece - protecting machine and user.

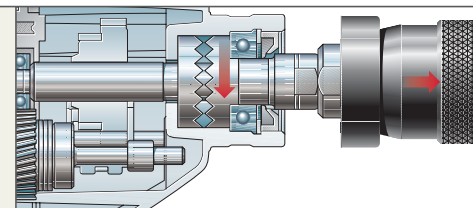
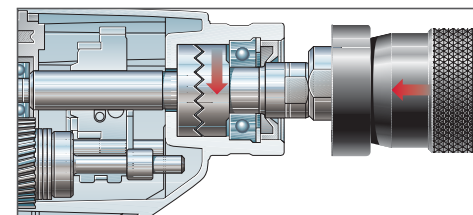
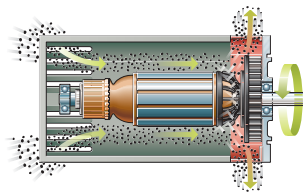
**Hexagon socket in the spindle**  
The screwdriver bit can be inserted directly into the spindle.



**Metabo quick-action keyless chuck**  
Simple and fast tool change without key.

**Marathon motor with coil guard**  
Expertly machined and balanced motors use high grade coppers and steels, increase efficiency and provide optimum performance. Thick resin coatings on the armature and field coil protect the motor from harmful debris, increasing service life.

**Die cast aluminium gear housing**  
Metal gear housings ensure optimum integral machine strength and maximum heat dissipation which aids motor cooling and prolongs service life.



**More intelligent drilling with Metabo "Contact"**  
The tool stops automatically as soon as the drill tip touches conductive, earthed material (only in SBE 850 Contact).

**Protection against theft by Metabo CODE!**  
The electronic security system protects against theft and unauthorised use (only in SBE 1010 Plus).

**Metabo "Impulse" technology**  
No more problems with tight-fitting or damaged screw heads. Perfect spot-drilling on smooth surfaces (only with SBE 610 impulse and SBE 850 impulse).

**Optimised hammer mechanism**  
Perfectly adapted to the powerful Marathon motor with up to 57,000 impacts per minute.

Which application? Which impact drill?

Hammer drilling in concrete/stone (Ø mm)

4 5 6 8 10 12 14 16 18 20

metal

Drilling in  
max. Ø mm

wood

Type and output

Page

Cordless impact drills

Hammer drilling in concrete/stone (Ø mm)	metal	Drilling in max. Ø mm	wood	Type and output	Page
4-10	NEW 12	30		<b>SBZ 14.4 Impuls</b> 14.4 Volts	88
4-12	NEW 12	30		<b>SBZ 18 Impuls</b> 18 Volts	88
4-18	13	40		<b>SBP 18 Plus</b> 18 Volts	88

Impact drills

4-12	NEW 10	20		<b>SB 561</b> 560 W	89
4-12	NEW 10	20		<b>SBE 561</b> 560 W	89
4-12	NEW 10	20		<b>SBE 610</b> 610 W	89
4-12	NEW 10	20		<b>SBE 610 Impuls</b> 610 W	89
4-18	13	30		<b>SB 660</b> 660 W	90
4-18	13	30		<b>SBE 660</b> 660 W	90
4-20	13	40		<b>SBE 705</b> 705 W	90
4-20	13	40		<b>SBE 750</b> 750 W	90
4-20	13	40		<b>SBE 850 Impuls</b> 850 W	91
4-20	13	40		<b>SBE 850 Contact</b> 850 W	91
4-20	16	40		<b>SBE 1010 Plus</b> 1,010 W	91

For larger diameters you should choose a Metabo multihammer, rotary hammer or combination hammer: see pages 66-74

- ideal range
- possible range

ANGLE GRINDERS

METAL PROCESSORS

HAMMERS

IMPACT DRILLS

DRILLS

SCREWDRIVERS

WOOD SANDING  
MACHINES

ROUTERS  
AND PLANERS

## COMMON FEATURES

- Selectable impulse mode
- Variospeed (V) electronics
- 5-level adjustable torque, plus drilling level, plus impact drilling level
- Clockwise and anticlockwise rotation
- Quick stop
- Quick-action keyless chuck and spindle stop gear for convenient one-hand tool change: Metabo "Quick"
- T-handle for optimum centre of gravity
- Fatigue-free operation due to perfect ergonomoy
- Rubber-coated handle
- 3-level planetary metal gears
- Gentle gear change
- Built-in collector fan to prevent overheating
- Bit case for two bits
- Maximum system flexibility through free combination of chargers and battery packs (within a voltage class)
- Easy and quick change of battery pack



... 40% more output  
with 40% less weight



SBZ 14.4 Impuls

NEW



SBZ 18 Impuls

NEW



SBP 18 Plus

	14.4 Volt Cordless Impact Drill SBZ 14.4 Impuls	18 Volt Cordless Impact Drill SBZ 18 Impuls	18 Volt Cordless Impact Drill SBP 18 Plus
<b>Special advantages</b>			
■ Sturdy quick-action keyless chuck with metal sleeve	•	•	
■ Spindle with hexagon recess for screwdriver bits			•
■ Side handle			•
■ Die cast aluminium gear housing			•
<b>Comparative device characteristics</b>			
Maximum torque, soft	24 Nm	28 Nm	30 Nm
Pulse torque	28 Nm	32 Nm	32 Nm
Maximum torque, hard	55 Nm	62 Nm	65 Nm
Drilling capacity in			
- Concrete	8 mm	10 mm	16 mm
- Steel	12 mm/5 mm	12 mm/6 mm	13 mm/8 mm
- Wood	30 mm/22 mm	30 mm/22 mm	50 mm/25 mm
No load speed	0 - 400 / 0 - 1.400 /min	0 - 450 / 0 - 1.450 /min	0 - 400 / 0 - 1.400 /min
Maximum impact rate	24.800 /min	26.800 /min	22.400 /min
Drilling spindle thread	1/2" - 20 UNF	1/2" - 20 UNF	1/2" - 20 UNF
Chuck capacity	1,5 - 13 mm	1,5 - 13 mm	1,5 - 13 mm
Weight (including battery pack)	1,9 kg	2 kg	3 kg
<b>Standard equipment</b>	Quick-action keyless chuck Futuro Plus with metal sleeve, 2 battery packs, charger "AIR COOLED", carry case	Quick-action keyless chuck Futuro Plus with metal sleeve, 2 battery packs, charger "AIR COOLED", carry case	Quick-action keyless chuck Futuro Plus, side handle, 2 battery packs, charger "AIR COOLED", carry case
<b>Battery packs and recharger are found on pages 137/139</b>			
<sup>1)</sup> at nominal voltage, maximal voltage 16 Volts			
<sup>2)</sup> at nominal voltage, maximal voltage 20 Volts			
<b>Type</b>	<b>SBZ 14.4 Impuls</b>	<b>SBZ 18 Impuls</b>	<b>SBP 18 Plus</b>
<b>Order no. Machine with</b>			
Battery pack			
Charger			
- NiCd (18 V/2 Ah)	AC 30	-	6.02422.50
- NiCd (18 V/2 Ah)	ACS 15	-	6.02422.51
- Li-Ion (14,4 V <sup>1)</sup> /2,2Ah)	AC 30 Plus	-	-
- Li-Ion (18 V <sup>2)</sup> /2,2 Ah)	AC 30 Plus	6.01443.50	-

**COMMON FEATURES**

- Long-life motor
- Spindle with hexagon recess for screwdriver bits
- Lightweight design prevents fatigue
- Ergonomic housing design for ideal handling



SB 561  
NEW

SBE 561  
NEW

SBE 610  
NEW

SBE 610 Impuls  
NEW



	560 Watt Impact Drill SB 561	560 Watt Electronic Impact Drill SBE 561	610 Watt Electronic Impact Drill SBE 610	610 Watt Electronic Impact Drill SBE 610 Impuls
<b>Special advantages</b>				
▪ Selectable impulse mode				•
▪ Variospeed (V) electronics		•	•	•
▪ Thumbwheel for preselection of speed		•	•	•
▪ Die cast aluminium gear housing			•	•
▪ User-friendly guidance of machine exhaust in all working situations			•	•
▪ Clockwise and anticlockwise rotation		•	•	•
▪ Rubber-coated handle	•	•		•
▪ Auto-stop carbon brushes			•	•
<b>Comparative device characteristics</b>				
Torque	5 Nm	5 Nm	5 Nm	5 Nm
Drilling capacity in				
- Concrete	12 mm	12 mm	12 mm	12 mm
- Steel	10 mm	10 mm	10 mm	10 mm
- Softwood	20 mm	20 mm	20 mm	20 mm
No load speed	2.800 /min	0 - 2.800 /min	0 - 3.100 /min	0 - 3.100 /min
Rated input power	560 W	560 W	610 W	610 W
Output power	320 W	320 W	360 W	360 W
Rated load speed	1.700 /min	1.700 /min	1.900 /min	1.900 /min
Maximum impact rate	50.000 /min	50.000 /min	62.000 /min	62.000 /min
Collar diameter	43 mm	43 mm	43 mm	43 mm
Drilling spindle thread	1/2" - 20 UNF	1/2" - 20 UNF	1/2" - 20 UNF	1/2" - 20 UNF
Chuck capacity	1,5 - 13 mm	1,5 - 13 mm	1,5 - 13 mm	1,5 - 13 mm
<b>Standard equipment</b>	Geared chuck, chuck key, side handle, drilling depth guide	Quick-action keyless chuck Futuro Plus, side handle, drilling depth guide, carry case	Quick-action keyless chuck Futuro Plus, side handle, drilling depth guide, carry case	Quick-action keyless chuck Futuro Plus, side handle, drilling depth guide, carry case
<b>Type</b>	SB 561	SBE 561	SBE 610	SBE 610 Impuls
<b>Order no.</b>	6.01159.00	6.01160.50 ■	6.06101.50 ■	6.06102.50

ANGLE GRINDERS

METAL PROCESSORS

HAMMERS

IMPACT DRILLS

DRILLS

SCREWDRIVERS

WOOD SANDING MACHINES

ROUTERS AND PLANERS

## COMMON FEATURES

- Die cast aluminium gear housing
- Optimal cooling by axial/radial fan
- Two-speed gear unit
- Robust Metabo Marathon motor
- Metabo S-automatic torque limiting clutch
- Metabo winding protection grid
- Spindle with hexagon recess for screwdriver bits
- Ergonomic housing design for ideal handling
- Auto-stop carbon brushes



	660 Watt Two-Speed Impact Drill SB 660	660 Watt Electronic Two-Speed Impact Drill SBE 660	705 Watt Electronic Two-Speed Impact Drill SBE 705	750 Watt Electronic Two-Speed Impact Drill SBE 750
<b>Special advantages</b>				
▪ Variospeed (V) electronics		•	•	•
▪ Thumbwheel for preselection of speed		•	•	•
▪ Clockwise and anticlockwise rotation		•	•	•
▪ Robust Metabo geared chuck	•			
▪ Quick-action keyless chuck Futuro Plus			•	
▪ Quick-action keyless chuck Futuro Top		•		•
▪ Rubber-coated handle		•	•	•
<b>Comparative device characteristics</b>				
Torque	16 Nm/6 Nm	16 Nm/6 Nm	16 Nm/6 Nm	18 Nm/6 Nm
Drilling capacity in				
- Concrete	16 mm	16 mm	20 mm	20 mm
- Steel	13 mm/8 mm	13 mm/8 mm	13 mm/8 mm	13 mm/8 mm
- Softwood	30 mm/20 mm	30 mm/20 mm	40 mm/25 mm	40 mm/25 mm
No load speed	1.000/3.000 /min	0 - 1.000 / 0 - 3.000 /min	0 - 1.000 / 0 - 3.000 /min	0 - 1.000 / 0 - 3.000 /min
Rated input power	660 W	660 W	705 W	750 W
Output power	380 W	380 W	410 W	440 W
Rated load speed	610/1.850 /min	610/1.850 /min	560/1.700 /min	530/1.600 /min
Maximum impact rate	57.000 /min	57.000 /min	57.000 /min	57.000 /min
Collar diameter	43 mm	43 mm	43 mm	43 mm
Drilling spindle thread	1/2" - 20 UNF	1/2" - 20 UNF	1/2" - 20 UNF	1/2" - 20 UNF
Chuck capacity	1,5 - 13 mm	1 - 13 mm	1,5 - 13 mm	1 - 13 mm
Drilling spindle with hexagon recess	1/4" (6,35 mm)	1/4" (6,35 mm)	1/4" (6,35 mm)	1/4" (6,35 mm)
Weight (without mains cable)	2,1 kg	2,1 kg	2,3 kg	2,3 kg
<b>Standard equipment</b>	Geared chuck, chuck key, side handle, drilling depth guide, carry case	Quick-action keyless chuck Futuro Top, side handle, drilling depth guide, carry case	Quick-action keyless chuck Futuro Plus, side handle, drilling depth guide, carry case	Quick-action keyless chuck Futuro Top, rubber-coated side handle, drilling depth guide, carry case
<b>Type</b>	SB 660	SBE 660	SBE 705	SBE 750
<b>Order no.</b>	6.00660.50 ■	6.00661.50 ■	6.00709.50 ■	6.00760.50 ■

**COMMON FEATURES**

- Thumbwheel for preselection of speed
- Die cast aluminium gear housing
- Optimal cooling by axial/radial fan
- Two-speed gear unit
- Robust Metabo Marathon motor
- Metabo S-automatic torque limiting clutch
- Metabo winding protection grid
- Clockwise and anticlockwise rotation
- Spindle with hexagon recess for screwdriver bits
- Ergonomic housing design for ideal handling
- Rubber-coated handle
- Auto-stop carbon brushes



... with the Metabo CODE!  
The electronic security system  
protects against theft and  
unauthorised use.



SBE 850 Impuls

SBE 850 Contact

SBE 1010 Plus

	850 Watt Electronic Two-Speed Impact Drill SBE 850 Impuls	850 Watt Electronic Two-Speed Impact Drill SBE 850 Contact	1010 Watt Electronic Two-Speed Impact Drill SBE 1010 Plus
<b>Special advantages</b>			
■ Selectable impulse mode	•		
■ Metabo "Contact" Technology		•	
■ Metabo CODE! system: electronic anti-theft system, activated by CODE! key (accessory)			•
■ Vario Constamatic (VC) full-wave electronics	•	•	
■ Vario Tacho Constamatic (VTC) full-wave electronics			•
■ Thumbwheel for setting the torque	•		
■ Quick-action keyless chuck	•	•	•
■ Overload protection			•
■ No-volt release switch			•
■ Brush wear indicator			•
<b>Comparative device characteristics</b>			
Torque	22 Nm/9 Nm	22 Nm/9 Nm	28 Nm/10 Nm
Drilling capacity in			
- Concrete	20 mm	20 mm	20 mm
- Steel	13 mm/8 mm	13 mm/8 mm	16 mm/8 mm
- Softwood	40 mm/25 mm	40 mm/25 mm	40 mm/25 mm
No load speed	0 - 1.000 / 0 - 3.000 /min	0 - 1.000 / 0 - 3.000 /min	0 - 900 / 0 - 2.600 /min
Rated input power	850 W	850 W	1.010 W
Output power	480 W	480 W	610 W
Rated load speed	760/2.300 /min	760/2.300 /min	900/2.600 /min
Maximum impact rate	57.000 /min	57.000 /min	50.000 /min
Collar diameter	43 mm	43 mm	43 mm
Drilling spindle thread	1/2" - 20 UNF	1/2" - 20 UNF	1/2" - 20 UNF
Chuck capacity	1,5 - 13 mm	1,5 - 13 mm	1 - 13 mm
Drilling spindle with hexagon recess	1/4" (6,35 mm)	1/4" (6,35 mm)	1/4" (6,35 mm)
Weight (without mains cable)	2,4 kg	2,4 kg	2,4 kg
<b>Standard equipment</b>	Quick-action keyless chuck, side handle, drilling depth guide, carry case	Quick-action keyless chuck, side handle, drilling depth guide, carry case	Quick-action keyless chuck, long side handle, drilling depth guide, carry case
<b>Type</b>	<b>SBE 850 Impuls</b>	<b>SBE 850 Contact</b>	<b>SBE 1010 Plus</b>
<b>Order no. Machine with</b>			
- Quick-action keyless chuck Futuro Plus	6.00849.50 ■	6.00860.50	6.01108.51 ■
- Quick-action keyless chuck Futuro Top	6.00849.51 ■	6.00860.51	6.01108.50 ■

ANGLE GRINDERS

METAL PROCESSORS

HAMMERS

IMPACT DRILLS

DRILLS

SCREWDRIVERS

WOOD SANDING MACHINES

ROUTERS AND PLANERS



## Free Manuals Download Website

<http://myh66.com>

<http://usermanuals.us>

<http://www.somanuals.com>

<http://www.4manuals.cc>

<http://www.manual-lib.com>

<http://www.404manual.com>

<http://www.luxmanual.com>

<http://aubethermostatmanual.com>

Golf course search by state

<http://golfingnear.com>

Email search by domain

<http://emailbydomain.com>

Auto manuals search

<http://auto.somanuals.com>

TV manuals search

<http://tv.somanuals.com>