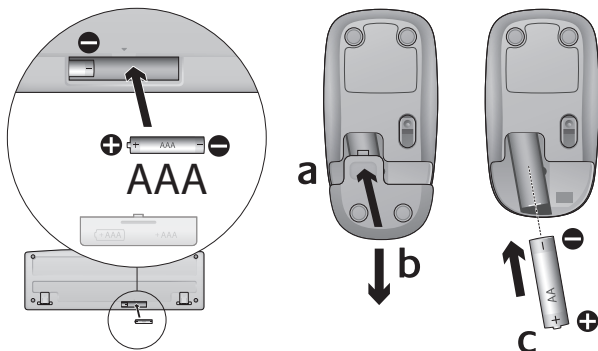




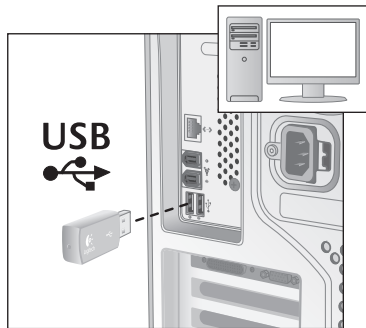
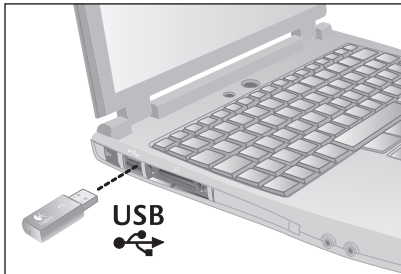
# Getting started with Logitech® Wireless Combo MKZ260 with Speakers

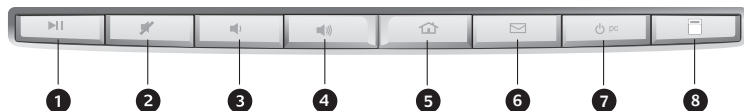
## Wireless Combo MK260

1



2



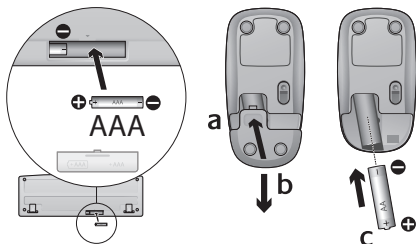


## Features

1. Play/pause
2. Mute volume
3. Decrease volume
4. Increase volume
5. Navigate to Internet home
6. Launch email application
7. Place PC in standby mode
8. Launch calculator

## Help with setup

- Check the battery installation in the keyboard and mouse, or replace the batteries.
- Plug the receiver into a different USB port. Remove any metal object between the receiver and the keyboard/mouse that may interfere with reception.
- Try moving the keyboard/mouse closer to the receiver.
- If the receiver is plugged into a USB hub, try plugging it directly into your computer.
- Restart the computer.
- If these suggestions don't work, download the Reconnection Utility from [http://www.logitech.com/connect\\_utility](http://www.logitech.com/connect_utility).



## Replacing keyboard batteries:

1. Open battery compartment on keyboard bottom.
2. Remove old batteries.
3. Wait 15 seconds before inserting the new batteries to allow the keyboard to reset.
4. Follow diagram in battery compartment to insert two new AAA batteries in keyboard. Close battery compartment.

## Replacing mouse battery:

1. Press on battery compartment door and slide down to open.
2. Remove old battery.
3. Follow diagram in battery compartment to insert one new AA battery. Close battery compartment.

## S-150 Digital USB Speakers

### Safety

1. Unplug the speakers from the computer before cleaning them with a dry cloth.
2. For added protection during lightning storms, unplug the speakers from the USB port and turn off the computer.
3. Servicing is required when the apparatus has been damaged in any way, such as when the power cord or plug has been damaged, liquid has been spilled on the apparatus or objects have fallen into it, or the apparatus has been exposed to rain or moisture, does not operate normally, or has been dropped.

### Setting up your Logitech® S-150

#### Digital USB speakers

1. Connect the USB cable on the right speaker to an available USB port on your computer.
2. Adjust the volume on your speakers. Volume Up, Volume Down, and Mute will work with any audio software application. Mute will silence the speakers. To release Mute, press the Mute button again.

#### Volume controls

1. Volume up
2. Mute
3. Volume down
4. LED indicator

### Troubleshooting

#### Speakers produce weak or no sound.

Is the power light on? Make sure the speakers are plugged into your computer's USB port and the power light is on. Has the computer recognized your speakers? Open your computer's sound mixer program. In Windows® you'll find this program opening "Sounds and Audio Devices" in your Control Panel. Make sure that "USB Audio Device" is selected in the hardware settings. You may also unplug the USB cable and plug it in again. Are the speakers muted? To release Mute, press Mute again.

#### Specifications

Total RMS Power: 1 Watt (0.5W + 0.5W) into 4 ohms at 1 kHz at 10% THD (total harmonic distortion).

System THD: Better than 10% THD before clipping.

Signal to noise ratio: >100dB.

Frequency response: 20Hz~20kHz. Driver Size: 2" (5 cm) driver.

Your product is FCC and CE compliant. For compliance information, go to <http://www.logitech.com/compliance>. This device complies with IC Rules and part 15 of the FCC Rules. Operation is subject to the following two conditions: (1) this device may not cause harmful interference, and (2) this device must accept any interference received, including interference that may cause undesired operation. Note: The manufacturer is not responsible for ANY interference, for example RADIO OR TV interference, caused by unauthorized modifications to this equipment. Such modifications could void the user's authority to operate the equipment. This class B digital apparatus complies with Canadian ICES-003

### **Logitech® Hardware Product Limited Warranty**

Logitech warrants to the original purchaser that your Logitech hardware product shall be free from defects in material and workmanship for the period of time, identified on your product package and/or contained in the user documentation, from the date of purchase. You may also find this information by selecting your product in the Online Support section of our website at [www.logitech.com/support](http://www.logitech.com/support). Except where prohibited by applicable law, this warranty is nontransferable and is limited to the original purchaser. This warranty gives you specific legal rights, and you may also have other rights that vary under local laws.

### **Remedies**

Logitech's entire liability and your exclusive remedy for any breach of warranty shall be, at Logitech's option, (1) to repair or replace the hardware, or (2) to refund the price paid, provided that the hardware is returned to the point of purchase, or such other place as Logitech may direct, with a copy of the sales receipt or dated itemized receipt. Shipping and handling charges may apply except where prohibited by applicable law. Logitech may, at its option, use new or refurbished or used parts in good working condition to repair or replace any hardware product. Any replacement hardware product will be warranted for the remainder of the original warranty period, or thirty (30) days, whichever is longer or for any additional period of time that may be applicable in your jurisdiction.

### **Limits of Warranty**

This warranty does not cover problems or damage resulting from (1) accident, abuse, misapplication, or any unauthorized repair, modification or disassembly; (2) improper operation or maintenance, usage not in accordance with product instructions or connection to improper voltage supply; or (3) use of consumables, such as replacement batteries, not supplied by Logitech except where such restriction is prohibited by applicable law.

## How to Obtain Warranty Support

Before submitting a warranty claim, we recommend you visit the support section at [www.logitech.com](http://www.logitech.com) for technical assistance. Valid warranty claims are generally processed through the point of purchase during the first thirty (30) days after purchase; however, this period of time may vary depending on where you purchased your product. Please check with Logitech or the retailer where you purchased your product for details. Warranty claims that cannot be processed through the point of purchase and any other product related questions should be addressed directly to Logitech. The addresses and customer service contact information for Logitech can be found in the documentation accompanying your product and on the web at [www.logitech.com/contactus](http://www.logitech.com/contactus).

## Limitation of Liability

LOGITECH SHALL NOT BE LIABLE FOR ANY SPECIAL, INDIRECT, INCIDENTAL, OR CONSEQUENTIAL DAMAGES WHATSOEVER, INCLUDING BUT NOT LIMITED TO LOSS OF PROFITS, REVENUE OR DATA (WHETHER DIRECT OR INDIRECT) OR COMMERCIAL LOSS FOR BREACH OF ANY EXPRESS OR IMPLIED WARRANTY ON YOUR PRODUCT EVEN IF LOGITECH HAS BEEN ADVISED OF THE POSSIBILITY OF SUCH DAMAGES. Some jurisdictions do not allow the exclusion or limitation of special, indirect, incidental, or consequential damages, so the above limitation or exclusion may not apply to you.

## Duration of Implied Warranties

EXCEPT TO THE EXTENT PROHIBITED BY APPLICABLE LAW, ANY IMPLIED WARRANTY OR CONDITION OF MERCHANTABILITY OR FITNESS FOR A PARTICULAR PURPOSE ON THIS HARDWARE PRODUCT IS LIMITED IN DURATION TO THE DURATION OF THE APPLICABLE LIMITED WARRANTY PERIOD FOR YOUR PRODUCT. Some jurisdictions do not allow limitations on how long an implied warranty lasts, so the above limitation may not apply to you.

## National Statutory Rights

Consumers have legal rights under applicable national legislation governing the sale of consumer goods. Such rights are not affected by the warranties in this Limited Warranty.

## No Other Warranties

No Logitech dealer, agent, or employee is authorized to make any modification, extension, or addition to this warranty.

## Logitech® Address.

Logitech, Inc., 6505 Kaiser Drive, Fremont, California 94555, U.S.A.

## What do you think?

Please take a minute to tell us. Thank you for purchasing our product.

**[www.logitech.com/ithink](http://www.logitech.com/ithink)**

---

**[www.logitech.com/support](http://www.logitech.com/support)**



United States

+1 646-454-3200





[www.logitech.com](http://www.logitech.com)

© 2011 Logitech. All rights reserved. Logitech, the Logitech logo, and other Logitech marks are owned by Logitech and may be registered. All other trademarks are the property of their respective owners. Logitech assumes no responsibility for any errors that may appear in this manual. Information contained herein is subject to change without notice.

621-000045.002

Download from [Www.Somanuals.com](http://Www.Somanuals.com). All Manuals Search And Download.

## Free Manuals Download Website

<http://myh66.com>

<http://usermanuals.us>

<http://www.somanuals.com>

<http://www.4manuals.cc>

<http://www.manual-lib.com>

<http://www.404manual.com>

<http://www.luxmanual.com>

<http://aubethermostatmanual.com>

Golf course search by state

<http://golfingnear.com>

Email search by domain

<http://emailbydomain.com>

Auto manuals search

<http://auto.somanuals.com>

TV manuals search

<http://tv.somanuals.com>