

Delta Booster

Stationary, Multi-User Pressure Washer System

www.nilfisk-alto.us



**Nilfisk
ALTO**

Versatility = Efficiency and Reduced Cleaning Costs

You can't buy a more versatile central pressure washer system than the Delta Booster ... and in this case, versatility means faster cleaning and efficient, effective solutions to the varied cleaning requirements often found in a single facility. Cleaning and sanitation crews can work with as little as 300 psi, and as much as 2300 ... with 4 1/2 gallons per minute, or 9 ... and all simultaneously from the Delta Booster.



3rd Generation Perfection

KEW Technology first introduced the *multi-pump* central system in 1980, and the concept and engineering have evolved through the industry's first *multi-pressure* system into the Delta Booster. Proven concepts have been refined, and customers' experience and suggestions have resulted in a system that's compact, durable, maintenance-simple, and *effective*.

You can even "chain" multiple systems for up to 18-pump operation, if your operation requires it. And there's *more!*



Meet the KEW Technology C3 Pump

Everything about it is **Heavy Duty**.
4 solid ceramic plungers ...
a sealed crankcase ...
full roller bearing support of rotating parts ...
and Totally-Enclosed, Fan-Cooled (TEFC) motors.



Food Processing and Marine environments proved the value of a stainless steel cabinet and chassis. Easy to clean, the system won't *cause* the sanitation problems it's designed to *solve*.




Service-Friendly

Maintenance is simplified by the access door which opens left or right, and is easily removed for complete access. All electrical and electronic components are safe in a sealed enclosure behind the door.

The 21 gallon Water Tank

is equipped with two inlet solenoids and strainers. Thermostatic control of the solenoids mixes hot and cold water to your requirement for top cleaning efficiency.



Compact, Space Saving Design

Finding space to install the Delta Booster is easy since the footprint is only 6.7 ft². Even two systems won't crowd most equipment rooms. Placed side-by-side, two systems function as one and respond to as many as 12 cleaning operators' demands ... *automatically.*



System-Monitor

Maintenance and Service personnel can view the system schematic display to monitor the performance of the system. If the system stops, the last condition is "locked" on the LED display which speeds troubleshooting and repair.



Versatility

The automatic operation of the system is controlled by using one of the color-coded lances. With the simple "snap" of a quick-connect fitting, different lances provide different operators with the pressure and volume necessary for the cleaning task at hand.



Operation and Specifications

EASY TO USE


- Since the Delta Booster is automatically controlled by system pressure, an operator can go to any cleaning station, quick-connect a high pressure hose to the outlet, open the ball valve on the pipe system, and squeeze the trigger... and the system starts automatically.
- Changing the pressure and volume for each operator is as easy as using the proper spray lance. The lances quick-connect to the gunvalve, and they are designed to call for a specific pressure and flow from the system. Once again, fully automatic.
- The system is designed to stand quietly in the "Standby" mode until an operator needs to clean. There is no "start-up" procedure other than connecting the high pressure hose and squeezing the trigger.

operator cleans with 800 psi and 9 gallons per minute, another, with a different task can have 2300 psi and 4.5 gpm simultaneously.

- Cleaning operators won't waste time connecting portable machines to water and power, since the Delta Booster's cleaning power is available at every cleaning station in your plant. Less than a minute after arriving, your cleaning operators are working.
- No compromises necessary. Cleaning tasks which involve removing heavy contaminants benefit from higher water volume ... though these tasks *can* be done with lower volume and more time. Some tasks benefit from higher pressures, though if you throw a lot of water at the task for a long enough period, you'll still get good results. With

PRODUCTIVITY

- Water **volume** and **pressure** are the two variables that make a difference in cleaning applications... and you can tailor the output of the Delta Booster for each of your in-plant cleaning operators simply by changing the lance being used. While one



COLORED LANCES AVAILABLE

	Desired Pressure *		Desired Water Volume		No. of pumps to support
	1740 psi	2320 psi	1740 psi	2320 psi	
White	300	400	4.5	4.5	1
Black	300	400	8.3	9	2
Brown	600	700	4.2	4.5	1
Green	600	800	8.3	9	2
Blue	900	1200	4.2	4.5	1
Red	900	1200	6.9	7	1.5
Orange	1200	1600	4.5	4.5	1
Yellow	1200	1600	7	7	1.5
Silver	1700	2200	4.5	4.5	1

* The system is set-up on-site as a 1740 or 2320 psi base pressure system, depending upon the customer's needs. When the appropriate colored lance is used, the operator's pressure and volume are as shown in the table.

Colored lances are available for both base systems in lengths of 4 in., 22 in., and 36 in.

the Delta Booster, those forms of time-wasting aren't necessary because you can have both... at the same time. Your operators spend their time cleaning rather than waiting.

KEY FEATURES

- **Fully automatic operation** without the use of remote switches or controls.
- **Easy access** for service or maintenance keeps the system on line.
- **Built-in diagnostics** for speedy troubleshooting.
- Systems **can be easily "chained"** to provide more than 6 pumps on a single pipe system.
- Works with **CIP** fixtures.

DURABILITY

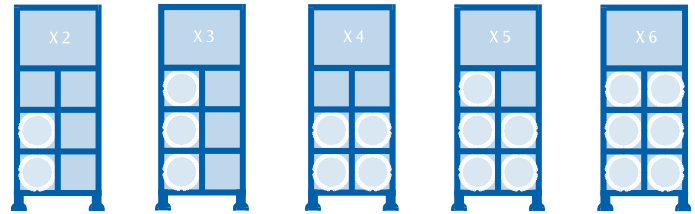
- The Delta Booster features the **C3** pump from KEW Technology. The **C3** pump has 4 solid ceramic plungers and is virtually vibration and pulsation-free. The

crankcase is sealed to prevent contamination of the lubricant, and the wobble disk is supported by 2 oversized roller bearings and 2 heavy duty needle bearings.

- The frame, cabinet and high pressure plumbing are constructed of stainless steel for corrosion resistance.
- The system automatically rotates pump usage.

SAFETY

- No electrical components or switches at the cleaning stations.
- Cleaning operators don't work with electrical receptacles as is necessary with portable units.
- System automatically shuts down if a cleaning station valve is inadvertently opened without a hose attached.



SYSTEM SPECIFICATIONS

	X2	X3	X4	X5	X6
Part Number	7330021	7330121	7330221	7330321	7330421
System Volume (gpm)	9.0	13.5	18	22.5	27
Maximum Pressure (psi)	1740 or 2320				
Max. Inlet Temp.	185°F				
Adjustable Outlet Temp.	Mixed according to user settings				
Hour Meters	Yes - for each pump				
Voltage	3 phase, 440-480 *				
Amperage**	21	31	41	51	61
Inlet Water	1 in. connections for hot and cold				
Dimensions	31 W x 31 D x 71 H				

* 220V / 3 ph systems available on special order

** Double the amperage for 220V / 3ph systems

DISTRIBUTED BY:

Nilfisk-ALTO Cleaning Systems, Inc.
2100 Highway 265 South • Springdale, AR 72764
Phone: 877.366.2586 • Fax: 800.405.9092
info@altocsi.com • www.nilfisk-alto.us

Download from Wwww.Somanuals.com. All Manuals Search And Download.

Nilfisk
ALTO

Free Manuals Download Website

<http://myh66.com>

<http://usermanuals.us>

<http://www.somanuals.com>

<http://www.4manuals.cc>

<http://www.manual-lib.com>

<http://www.404manual.com>

<http://www.luxmanual.com>

<http://aubethermostatmanual.com>

Golf course search by state

<http://golfingnear.com>

Email search by domain

<http://emailbydomain.com>

Auto manuals search

<http://auto.somanuals.com>

TV manuals search

<http://tv.somanuals.com>