

Specifications

| | CLP-600 | CLP-600N | CLP-650 | CLP-650N |
|-------------------------------------|---|--|--|--|
| Print | | | | |
| Speed (B/W) * | Up to 20 ppm in A4 (21ppm in Letter) | | | |
| Speed (Colour) * | Up to 20 ppm in A4 (21ppm in Letter) | | | |
| Resolution | Up to 2,400 x 600 dpi effective output | | | |
| First Print Out Time (B/W) | 20 seconds | | 16 seconds | |
| First Print Out Time (Colour) | 20 seconds | | 16 seconds | |
| Controller | | | | |
| Processor | MIPS 250 MHz | | MIPS 600 MHz | |
| Memory | 32 MB (Max. 32 MB) | | 256 MB (Max. 512 MB) | |
| Emulation | SPL-C (Samsung Printer Language Colour) | | PostScript 3, PCL 6 , GDI | |
| Interface | USB 2.0 | USB 2.0, Ethernet 10/100 BaseTX | IEEE1284, USB 2.0 | IEEE1284, USB 2.0, Ethernet 10/100 BaseTX |
| Font | 45 scalable and 1 bitmap PCL and 136 PS | | | |
| Colour Profile | ICC Technology | | | |
| OS Compatibility | Windows 98SE/Me/2000/XP/2003, Various Linux OS including Red Hat 8.0~9.0, Fedora Core 1~3, Mandrake 9.2~10.1, SuSE 8.2~9.2 and Mac OS 10.3~10.4 | Windows98SE/Me/NT4.0/2000/XP/2003, Various Linux OS including Red Hat 8.0~9.0, Fedora Core 1~3, Mandrake 9.2~10.1, SuSE 8.2~9.2 and Mac OS 10.3~10.4 | Windows98SE/Me/NT4.0/2000/XP/2003, Various Linux OS including Red Hat 8.0~9.0, Fedora Core 1~3, Mandrake 9.2~10.1, SuSE 8.2~9.2 and Mac OS 8.6~9.2/10.1~10.4 | Windows98SE/Me/NT4.0/2000/XP/2003, Various Linux OS including Red Hat 8.0~9.0, Fedora Core 1~3, Mandrake 9.2~10.1, SuSE 8.2~9.2 and Mac OS 8.6~9.2/10.1~10.4 |
| Paper Handling | | | | |
| Input Capacity and Types | 250-sheet Cassette Tray, 100-sheet Multi Purpose Tray | | | |
| Output Capacity and Types | 250-sheet Face Down | | | |
| Duplex | Manual | | | |
| Media Size | 90 x 140 mm (3.5" x 5.5") ~ 216 x 356 mm (8.5" x 14") | | | |
| Special Media | Envelopes, Labels, Card stock | | | |
| General | | | | |
| Net Dimension (W x D x H) | 465 x 465 x 445 mm (18.3" x 18.3" x 17.5") | | | |
| Weight with Consumables | 28.5 kg (62.83 lbs) | | 29.1 kg (64.15 lbs) | |
| Noise Level ** | Less than 50 dBA (Colour printing), Less than 50 dBA (B/W printing), Less than 32 dBA (Standby) | | Less than 52 dBA (Colour printing), Less than 52 dBA (B/W printing), Less than 35 dBA (Standby) | |
| Consumables | | | | |
| Black Toner Cartridge | 4,000 A4/Letter pages at 5% Coverage (Ships with 2,000 pages Toner Cartridge) | | 4,000 A4/Letter pages at 5% Coverage (Ships with 4,000 pages Toner Cartridge) | |
| Yellow/Magenta/Cyan Toner Cartridge | 4,000 A4/Letter pages at 5% Coverage (Ships with 2,000 pages Toner Cartridge) | | 4,000 A4/Letter pages at 5% Coverage (Ships with 4,000 pages Toner Cartridge) | |
| Transfer Belt | Approx. 35,000 pages *** | | | |
| Options | | | | |
| Network | - | Ethernet 10/100 BaseTX + 802.11 a/b/g wireless (Dealer option) | - | |
| Cassette | 500-sheet Cassette Tray | | | |
| Memory | - | | 256 MB | |

Please visit www.samsungprinter.com to download the latest software version.

* Print speed will be affected by operating system, computing performance, application software, connecting method, media type, media size and job complexity.

** Sound Pressure Level, ISO7779, from 250-sheet Cassette Tray, Simplex printing.

*** May be affected by operating system, printing interval, media type, media size and black/colour.

Options & Consumables

| | | | | | | | |
|---|---|---|---|---|--|---|---|
|  |  |  |  |  |  |  |  |
| Memory | Network | Second Cassette | Black Toner Cartridge | Cyan Toner Cartridge | Magenta Toner Cartridge | Yellow Toner Cartridge | Transfer Belt |
| CLP-MEM102 * | CLP-N600B ** | CLP-S600A | CLP-K600A | CLP-C600A | CLP-M600A | CLP-Y600A | CLP-T600A |

* available on CLP-650 / 650N

** available on CLP-600N (wired & wireless network)

Distributed by

Design and Specifications are subject to change without notice.
Trademarks of other companies mentioned in these publications are hereby recognized and acknowledged.



imagine colour at the
speed of black & white.

Samsung Colour Laser Printer CLP-600 / 650 series



imagine colour at the speed of black & white.

Imagine last minute colour reports printed in a snap, with time for tweaks. A laser printer that prints colour as fast as black & white : 20ppm colour / 20ppm black & white. With the Samsung CLP-600 / 650 series, it's not that hard to imagine.



CLP-600 / 650 Series at a Glance



CLP-600



CLP-650



CLP-600N / 650N

- Fast printing speed Colour 20 ppm, Mono 20 ppm
- High Quality Colour print up to 2,400 dpi x 600 dpi effective output
- Standard 10/100 base TX network (CLP-600N / 650N only)
- Small footprint for user's environment
- Prompt Status Pop-up program
- 250-sheet Cassette Tray
- 100-sheet Multi-purpose Tray
- Various Printing options



Colour Means Impact

Promote your business with impactful colour printing

Colour attracts our attention and moves our emotions. It defines how we feel about a product or a business. So enhance your company's image with stunning colour printouts from your own colour laser. Colour printouts get attention and hold it longer as it's easier to read and understand than black and white. Take advantage of Samsung technology and boost every chart, report and presentation with appealing 2400 x 600 dpi colour.



Creative Work

Business Form

Presentation

Brochure & Flyer



Upgrade colour printouts without compromising on speed or space efficiency



More value whenever you need it (applies to CLP-650 series only)



More memory

The standard 256 MB memory can be expanded up to a maximum of 512 MB, enabling you to handle a large variety of colour print jobs.



More accessibility

It's a true network device. When a print job is sent from the PC to the printer, CLP-650 instantly receives all the information and formatting that's needed. Nothing gets tied-up ; both the PC and the network are freed up for continued, smooth, non-stop productivity.



More toner capacity

CLP-650 ships with 4,000 CMYK pages of toner. This sufficient toner amount makes your maintenance much easier and more convenient.



Defy the Limits of Speed

Accomplish your goals at a fast 20 pages a minute

Now you can print in colour even when you are on a deadline with fast printer. Colour output of 20 pages per minute will make quick work of all your printing tasks. Now there is no compromise between efficiency and getting all the colour you need. The CLP-600 / 650 series is the right choice for premium black printouts also at 20 ppm. Generate quality production at professional speeds.



Produce Printouts with Distinctive Features

Professional features enhance your printouts

Professional printouts define your business. The easy-to-use printing features of the CLP-600 / 650 series allow your business to create distinctive printouts without complicated commands.

N-Up function up to 16 pages

Samsung's N-Up feature gives businesses the ability to print multiple pages on one sheet for maximum impact and to conserve paper. The pages are reduced and arranged to fit on one page. Specify the number of pages to fit on one sheet by selecting 1, 2, 4, 6, 9 or 16 pages from the drop-down menu. You can also select the page order that pages will be arranged on the final printout.



Printing Posters

Create eye-catching posters with the Poster feature. Configure a one-page document to print on up to 16 pages and paste them to create a poster-size document. Use the Print Menu to select the final poster size of 2 sheets x 2 sheets, 3x3 or 4x4. A 2x2 poster will create a finished poster size of 4 sheets. The Print Menu also displays a preview of the selected layout and allows you to specify portrait or landscape. In addition, you can control the amount of overlap from sheet to sheet.



Time-saving features keep you working without interruptions and produce easy but impressive printouts

Printer Components



Understanding the Control Panel

The control panel on the top right side of your CLP- 600N / 650 / 650N printer has a display and seven buttons. For the CLP-600, the control panel has two buttons.



1. **Optional Tray2:** holds 500 sheets of paper
2. **Tray1:** holds 250 sheets of paper
3. **Control Panel:** displays printer status and provides access to menus
4. **Paper Output Tray:** holds printouts
5. **Top Cover:** opens to clear paper jams
6. **Optional Tray2 Jam Cover:** opens to clear jams from the optional Tray2
7. **USB Port:** connects USB devices
8. **Wireless Network Antenna*:** connects to wireless network (CLP-600N only)
9. **Network Port**:** connects CLP-600N / 650N to net

* This wireless network antenna is only available when you have purchased and installed a wired/wireless network card separately in the CLP-600N.

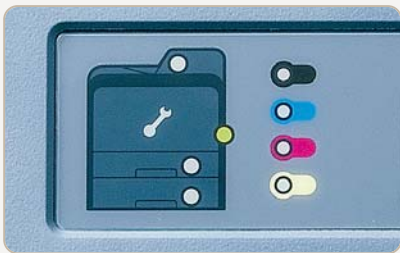
** Only the CLP-600N / 650N comes with a network port.

Worry Free Operation

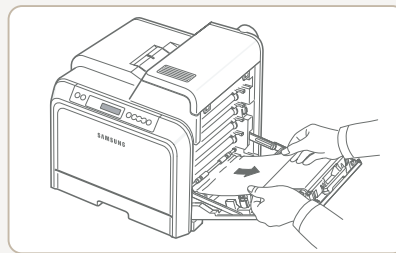
Simplify your printing with easy operation and assistance

Paper Jam Out

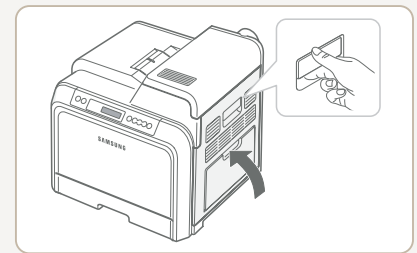
Less downtime affords you greater productivity. The CLP-600 / 650 series is also able to provide self-diagnostic assistance to allow you to try and resolve a problem. Simple paper jam clearance is 3 easy steps:



1) Open the door or tray indicated by the LED.



2) Gently pull out the jammed paper.



3) Close the door or tray. Continue the print job without interruptions.

Pop-up Message in System Tray

CLP-600 / 650 series comes equipped with the Smart Panel program that continuously monitors the status of the printer so that you don't need to. The Smart Panel icon appears in the system tray if an error occurs. Double click on the Smart Panel icon to show the menu which includes : Toner Level, Buy Now, Troubleshooting Guide, Printer Setting and Driver Setting.

The **Toner level** menu monitors the toner level and alerts the user if the toner is getting low.



Use the **Troubleshooting Guide** to view solutions for error status problems and to understand error messages. Access Windows Printer Settings menu by clicking on the **Printer Setting** menu. Optimize the printer for your business by configuring printer settings with Power Save, Auto Continue, JAM Recovery, and Altitude Adjustment features. You can also configure printer drivers with the Smart Panel **Driver Settings** menu.

10. **On Line / Continue Button**: indicates the status of the printer
11. **Cancel Button**: cancels the current print job and returns user to ready mode
12. **Status Map**: indicates location of paper jam
13. **Toner LEDs**: indicates toner volume levels and status
14. **Display*****: displays the printer status and job in progress
15. **Menu*****: displays menus and sub menus each time button is pushed
16. **Enter*****: selects displayed sub menu and confirms the changed setting
17. **Upper Level*****: moves back to previous menus when button is pressed repeatedly

*** applies to CLP-600N / 650 / 650N only

Free Manuals Download Website

<http://myh66.com>

<http://usermanuals.us>

<http://www.somanuals.com>

<http://www.4manuals.cc>

<http://www.manual-lib.com>

<http://www.404manual.com>

<http://www.luxmanual.com>

<http://aubethermostatmanual.com>

Golf course search by state

<http://golfingnear.com>

Email search by domain

<http://emailbydomain.com>

Auto manuals search

<http://auto.somanuals.com>

TV manuals search

<http://tv.somanuals.com>