

# **LCD Monitor**

## User Manual

---

# Safety Instructions

## Notational



Note

These safety instructions must be followed to ensure your safety and prevent property damage.

Make sure to read the instructions carefully and use the product in the correct manner.

### Warning / Caution



Otherwise, it may result in death or personal injury.

Otherwise, it may result in personal injury or property damage.

### Notational Conventions



Prohibited



Important to read and understand at all times



Do not disassemble



Disconnect the plug from the outlet



Do not touch



Ground to prevent an electric shock

## Power




When not used for extended period of time, set your computer to DPM.

If using screen saver, set it to active screen mode.

The images here are for reference only, and are not applicable in all cases (or countries).


Shortcut to Anti-Afterimage Instructions



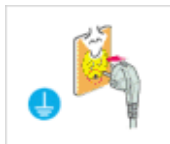
 Do not use a damaged power cord or plug or a damaged or loose power outlet.

- Otherwise, this may result in electric shock or fire.



 Do not touch the power plug with wet hands when removing or plugging the plug into the outlet.

- Otherwise, this may result in electric shock.



 Make sure to connect the power cord to a grounded power outlet.

- Otherwise, it may result in electric shock or personal injury.



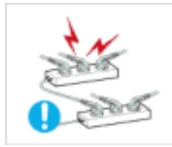
▶ Ensure that the power plug is plugged into the power outlet firmly and correctly.

- Otherwise, this may result in fire.



▶ Do not forcefully bend or pull the power plug and do not place any heavy material on it.

- Otherwise, this may result in fire.



▶ Do not connect multiple appliances to the same power outlet.

- Otherwise, this may cause fire due to overheating.



▶ Do not disconnect the power cord while using the monitor.

- Otherwise, this may result in damage to the product due to electric shock.



▶ To disconnect the apparatus from the mains, the plug must be pulled out from the mains socket, therefore the mains plug shall be readily operable.

- This may cause electric shock or fire.



▶ Use only the power cord provided by our company. Do not use the provided power cord of another product.

- Otherwise, this may result in fire or electric shock.

## Installation




Be sure to contact an authorized Service Center when installing your monitor in a location with heavy dust, high or low temperatures, high humidity, and exposed to chemical substances and where it operates for 24 hours such as at airports, train stations etc.

Failure to do so may cause serious damage to your monitor.



▶ Do not drop the monitor when moving it.

- This may cause damage to the product or the person carrying it.



▶ When installing the product in a cabinet or rack, make sure that the front end of the bottom of the product does not project out.

- Otherwise, it may fall or cause personal injury.
- Use a cabinet or rack of a size appropriate to the product.



▶ DO NOT PLACE CANDLES, MOSQUITO REPELLANT, CIGARETTES AND ANY HEATING APPLIANCES NEAR THE PRODUCT.

- Otherwise, this may cause fire.



▶ Keep heating appliances as far away from the power cord or the product as possible.

- Otherwise, this may result in electric shock or fire.



▶ Do not install it in a badly ventilated location such as a bookcase or closet.

- Otherwise, this may result in fire due to an increase in the internal temperature.



▶ Put down the monitor carefully.

- Failing to do so may damage the monitor.



▶ Do not place the front of the product on the floor.

- Otherwise, this may result in damage to the screen display.



▶ Ensure that an authorized installation company installs the wall mount.

- Otherwise, it may fall and cause personal injury.
- Make sure to install the specified wall mount.




▶ Install your product in a well ventilated location. Ensure that there is a clearance of more than 10 cm from the wall.

- Otherwise, it may result in fire due to an increase in the internal temperature.



▶ Ensure that the packaging vinyl is kept away from children.

- Otherwise, it may result in serious harm (suffocation) if children play with it.



▶ If the height of your monitor is adjustable, do not place any object or part of your body on the stand when lowering it.

- This may cause damage to the product or the person carrying it.

## Clean



When cleaning the monitor case or the surface of the TFT-LCD screen, wipe with a slightly moistened, soft fabric.



▶ Do not spray cleaner directly onto the surface of the product.

- Otherwise, this may result in the discoloration and distortion of the structure and the screen surface may peel off.




▶ Clean the product using a soft cloth with a monitor cleaner only. If you must use a cleaner other than the monitor cleaner, dilute it with water at a ratio of 1:10.




- ▶ When cleaning the power plug pins or dusting the power outlet, clean it with a dry cloth.
- Otherwise, it may result in fire.



- ▶ When cleaning the product, make sure to disconnect the power cord.
- Otherwise, it may result in electric shock or fire.



- ▶ When cleaning the product, disconnect the power cord and clean it softly with a dry cloth.
- (Do not use chemicals such as wax, benzene, alcohol, thinner, mosquito repellent, lubricant, or cleaner.) These may change the appearance of the product surface and peel off the indication labels on the product.



- ▶ Since the product housing is easily scratched, make sure to use the specified cloth only.
- Use the specified cloth adding only a little water. As the product may be scratched if there is any foreign material on the cloth, make sure to shake it thoroughly before using it.



- ▶ When cleaning the product, do not spray water directly onto the main body of the product.
- Ensure that water does not enter the product and that it is not wet.
- Otherwise, this may result in electric shock, fire or a malfunction.

## Others



- ▶ The product is a high voltage product. Ensure that users do not disassemble, repair or modify the product themselves.
- Otherwise, this may result in electric shock or fire. If the product needs to be repaired, contact a Service Center.



- ▶ If there is a strange smell or a strange sound or smoke is coming from the product, disconnect the power plug immediately and contact a Service Center.
- Otherwise, this may result in electric shock or fire.



- ▶ Do not place this product in a location exposed to moisture, dust, smoke, water, or in a car.
- Otherwise, this may result in electric shock or fire.



- ▶ When you drop the product or the case is broken, turn the power off and disconnect the power cord. Contact a Service Center.
- Otherwise, this may result in electric shock or fire.



- ▶ If thunder or lightening is occurring, do not touch the power cord or antenna cable.
- Otherwise, this may result in electric shock or fire.



- ▶ Do not try to move the monitor by pulling only the wire or the signal cable.
- Otherwise, it may fall and result in electric shock, damage to the product or fire due to damage to the cable.



- ▶ Do not lift or move the product back and forwards or right and left while only holding the power cord or signal cables.
- Otherwise, it may fall and result in electric shock, damage to the product or fire due to damage to the cable.



- ▶ Make sure that the ventilating opening is not blocked by a table or curtain.
- Otherwise, it may result in fire due to an increase in the internal temperature.



- ▶ Do not place any containers containing water, vases, flowerpots, medicines as well as any metal on the product.
- If water or a foreign material enters the product, disconnect the power cord and contact a Service Center.
- This may result in a product malfunction, electric shock, or fire.




- ▶ Do not use or keep combustible spray or flammable material near the product.
- Otherwise, this may result in an explosion or fire.



- ▶ Do not insert any metal, such as chopsticks, coins, pins and steel, or flammable objects, such as matches or paper, inside the product (through the ventilating openings, input and output terminals, etc).
- If water or foreign material enters the product, disconnect the power cord and contact a Service Center.
- Otherwise, this may result in electric shock or fire.



- ▶ When using a fixed screen for a long time, an afterimage or stain may occur.
- If you are not using your product for a long period of time, put it into sleep mode or use a moving screen saver.



- ▶ Set a resolution and frequency appropriate to the product.
- Otherwise, your eyesight may be damaged.



- ▶ Keep the volume at a comfortable level when using the headphones.
- Excessively loud volume level may damage hearing.



▶ If you continually move closer to the product screen, your eyesight may be failing.



▶ To ease eye strain, take at least a five-minute break after every hour of using the monitor.



▶ Do not install it in an unstable location such as an unstable rack or uneven surface or a location exposed to vibrations.


- Otherwise, it may fall and cause personal injury and/or damage the product.

- If you use the product in a location exposed to vibrations, it may damage the product and result in fire.



▶ When moving the product, turn the power off and disconnect the power plug, antenna cable, and all the cables connected to the product.

- Otherwise, it may result in electric shock or fire.




▶ Ensure that children do not hang onto the product or climb up onto the product.

- The product may fall and cause personal injury or death.



▶ If you do not use the product for a long period of time, disconnect the power cord from the power outlet.

- Otherwise, this may result in overheating or fire due to dust, and may result in fire due to electric shock or leakage.



▶ Do not place any heavy items or toys or confectionery, such as cookies etc. that may attract the attention of children and to the product.

- Your children may hang onto the product causing it to fall and this may result in personal injury or death.




▶ Do not turn the product upside down or move it while holding only the stand.

- Otherwise, it may fall and result in personal injury and/or damage to the product.



▶ Do not place the product in a location exposed to direct sunlight or near any heat such as a fire or heater.

- This may reduce the lifetime of the product, and may result in fire.



▶ Do not drop any objects onto the product or cause any impact to the product.

- Otherwise, this may result in electric shock or fire.




▶ Do not use a humidifier or kitchen table near the product.

- Otherwise, this may result in electric shock or fire.



▶ When there is a gas leak, do not touch the product or the power plug but ventilate immediately.

- If a spark occurs, it may cause an explosion or fire.



▶ If the product has been turned on for a long time, the display panel becomes hot. Do not touch it.

- Keep the small accessories in a location out of the reach of children.



▶ Be careful when adjusting the angle of the product or the height of the stand.

- This may result in personal injury as your hand or fingers may become caught.

- Also, if you tilt the product too far, it may fall and cause personal injury.



▶ Do not install the product in a location low enough for children to reach.

- Otherwise, it may fall and result in personal injury.

- Since the front part of the product is heavy, install the product on a level and stable surface.



▶ Do not put any heavy objects on the product.

- This may result in personal injury and/or damage to the product.

#### ▶ Good Postures When Using the Monitor



▶ When using the product, use it in the correct position.

- Keep your back straight while looking at the product.
- The distance between your eyes and the screen should be between 45 to 50 cm. Look at the screen from a slightly higher location than the height of the screen.
- When using the product, use it in the correct position.
- Adjust the angle so that light is not reflected on the screen.
- Place your arms perpendicular to your sides and allow your arms to be level with the back of the hand.
- Keep your elbow at 90 degrees.
- Keep your knees at greater than 90 degrees, and keep your heels firmly on the floor. Keep your arms lower than your heart.



---

# Introduction

## Package Contents



Please make sure the following items are included with your monitor.

If any items are missing, contact your dealer.

Contact a local dealer to buy optional items.

## Unpacking

Type 1



Monitor & Simple stand



- MagicRotation program can not be provided as Simple Stand does not support Pivot function.

Type 2



Monitor & HAS stand



Type 3



Monitor & Dual Hinge Stand


Type 4



Monitor & HAS stand

23 inches or larger

**Manuals**



Quick Setup Guide



Warranty Card



User's Guide

(Not available in all locations)

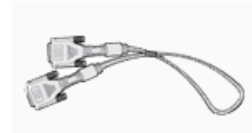
**Cables**



D-Sub Cable



Power Cord



DVI Cable (option)



USB Cable



Audio Cable

(Applicable to the stand models that have USB ports only.) (Supplied for the models that have speakers only.)

**Others**



Cleaning Cloth (Option)



Cable holding ring

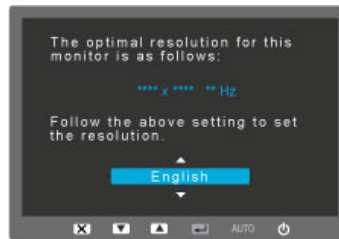


**Note**

Cleaning Cloth is only provided for highly polished black products as a product feature.

## Your Monitor

### Initial Settings



Select the language using the up or down key.

The displayed content will disappear after 40 seconds.

Turn the Power button off and on. It will be displayed again.

It can be displayed up to three (1) times. Make sure to adjust the resolution of your PC before reaching the maximum count.

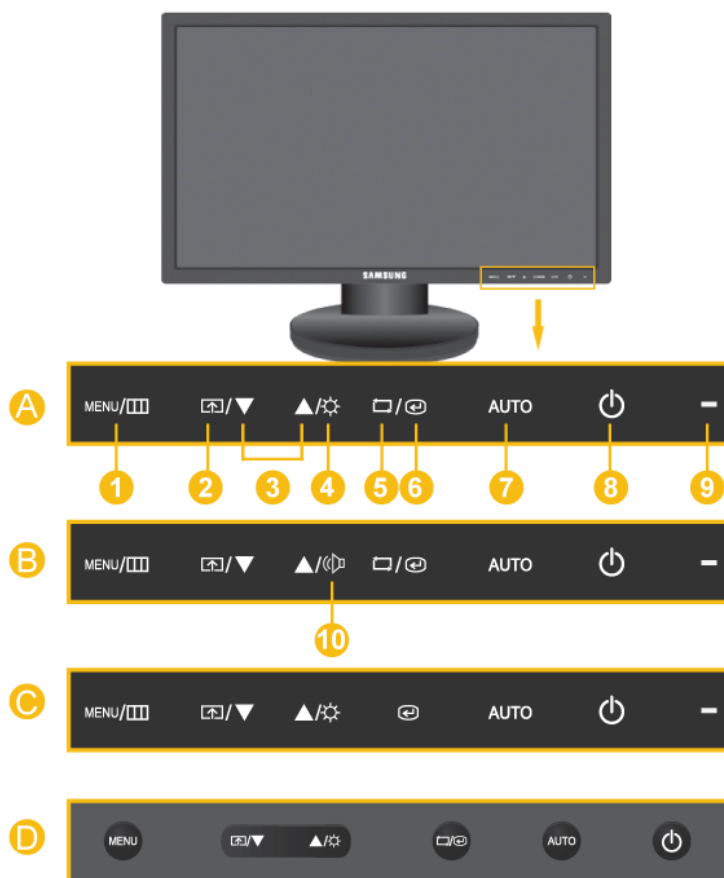


**Note**

The resolution displayed on the screen is the optimal resolution for this product.

Adjust your PC resolution so that it is the same as the optimal resolution for this product.

## Front


 Note

**A B C** Touch them lightly with your fingers to use them.

**1** *MENU button* [MENU] ]

Opens the on-screen menu and exits from the menu. Also use to exit the OSD menu or return to the previous menu.

**2** *Customized Key* [ ]

You can customize key assignment for the Custom button according to your preferences.

 Note


You can configure the customized key for a required function via **Setup > Customized Key**.



**3** *Adjust buttons* [ ]

These buttons allow you to adjust items in the menu.

**4** *Brightness button* [ ]

When OSD is not on the screen, push the button to adjust brightness.


5  *button*

Push the , then selects the video signal while the OSD is off. (When the  button is pressed to change the input mode, a message appears in the upper left of the screen displaying the current mode -- analog or digital input signal.)



**Note**

- If you select the digital mode, you must connect your monitor to the graphic card's DVI port using the DVI cable.
- This function is not available for products with an Analog interface only.


6  *Enter button*

Activates a highlighted menu item.

7 *AUTO button*

Use this button for auto adjustment.

(Available in Analog mode only)

8  *Power button*

Use this button for turning the product on and off.


9 *Power Indicator*

This light is lit when operating normally, and blinks once when your adjustments are saved.



**Note**

See PowerSaver described in the manual for further information regarding power saving functions. For energy conservation, turn your monitor OFF when it is not needed or when leaving it unattended for long periods.


10  *Volume button*

When OSD is not on the screen, push the button to adjust volume.



**Note**

Applicable to the models that have speakers only.

11  *Headphone sound output terminal*



**Note**

Applicable to the models that have speakers only.

12 *Speaker*

You can hear sound by connecting the soundcard of your PC to the monitor.




Applicable to the models that have speakers only.

## Rear



The configuration at the back of the monitor may vary from product to product.

### *POWER port*



### *POWER port*

Connect the power cord for your monitor to the POWER port on the back of the product.

### *DVI IN*



### *DVI IN*

Connect the DVI Cable to the DVI IN port on the back of your monitor.



Applicable to the digital (DVI)-dedicated models only.

### *RGB IN*

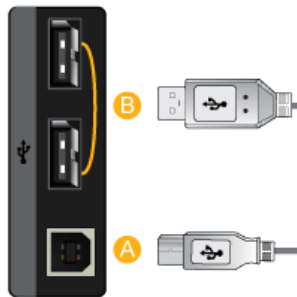


### *RGB IN*


Connect the D-sub cable to the 15-pin, RGB IN port on the back of your monitor.




### *USB connection terminal (Option)*



### A UP(USB upstream port)

Connect the  UP port of the monitor and the USB port of the computer with the USB cable.

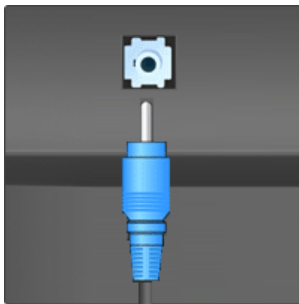
### B DOWN(USB downstream port)

Connect the  DOWN port of the USB monitor and a USB device with the USB cable.

#### Note

Applicable to the models that have USB ports only.

### AUDIO IN port



### AUDIO IN port

Connect the audio cable for your monitor to the audio port on the back of your computer.

#### Note

Applicable to the models that have speakers only.

### Kensington Lock

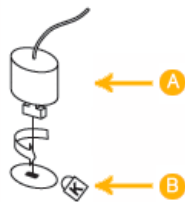


### Kensington Lock

The Kensington lock is a device used to physically fix the system when using it in a public place. (The locking device has to be purchased separately.) For using a locking device, contact where you purchase it.

#### Note

The location of the Kensington Lock may be different depending on its model.

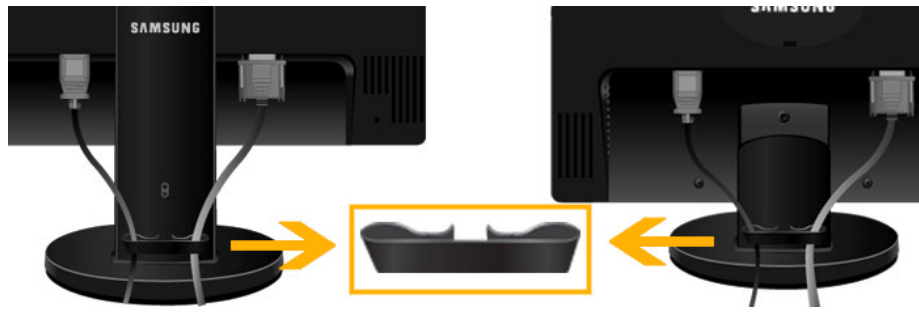


### Using the Anti-Theft Kensington Lock

1. Insert the locking device into the Kensington slot on the Monitor **B** and turn it in the locking direction **A**.
2. Connect the Kensington Lock cable.
3. Fix the Kensington Lock to a desk or a heavy stationary object.

#### Note

See Connecting Cables for further information regarding cable connections.



*Cable holding ring*

- Fix the cables using the holding ring, as shown in the figure.




---

# Connections

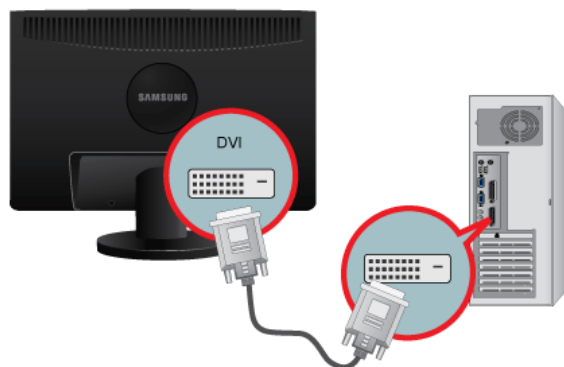
## Connecting Cables

Use a connection appropriate for your computer.




**1** Using the D-sub (Analog) connector on the video card.

- Connect the signal cable to the 15-pin, D-sub port on the back of your monitor.



**2** Using the DVI (Digital) connector on the video card.

- Connect the DVI Cable to the DVI IN Port on the back of your Monitor.



- 3 Connect the power cord for your monitor to the power port on the back of the monitor.

Plug the power cord for the monitor into a nearby outlet.

 **Note**


- If the monitor and the computer are connected, you can turn them on and use them.
- The DVI IN terminal is supplied for the digital (DVI)-dedicated models only.


## Connecting USB

 **Note**


Applicable to the stand models that have USB ports only.


 **Note**

You can use a USB device such as a mouse, keyboard, Memory Stick, or external hard disk drive by connecting them to the  *DOWN* port of the monitor without connecting them to the PC.


The  USB port of the monitor supports High-Speed Certified USB 2.0.


	High speed	Full speed	Low speed
Data Rate	480 Mbps	12 Mbps	1.5 Mbps
Power Consumption	2.5 W	2.5 W	2.5 W
	(Max., each port)	(Max., each port)	(Max., each port)





1. Connect the  *UP* port of the monitor and the USB port of the computer with the USB cable.



To use  *DOWN* port, you have to connect the *UP* (Upstream Cable) to the PC.


Make sure to use the USB cable supplied with this monitor to connect the monitor's  *UP* port and your computer's USB port.



2. Connect the  *DOWN* port of the USB monitor and a USB device with the USB cable.
3. The use procedures are as the same as those for using an external device connecting to the PC.

- You can connect and use a keyboard and mouse.
- You can play a file from a media device.  
(Examples of media devices: MP3, digital camera, etc.)
- You can run, move, copy or delete the files on the storage device.  
(Examples of storage devices: external memory, memory card, memory reader, HDD-type MP3 player, etc.)
- You can use other USB devices that can be connected to a computer.



When connecting a device to the  *DOWN* port of the monitor, connect the device using a cable appropriate to the device.

(For the purchase of the cable and external devices, ask the service center of the corresponding product.)

The company is not liable for problems or damages to an external device caused by using an unauthorized cable for the connection.

Some products do not follow the USB standard, and it may cause a malfunction of the device.

If the device malfunctions even if it is connected to the computer, contact the service center of the device/computer.

## Using the Stand

## Monitor Assembly



Simple Stand



HAS Stand




Dual Hinge Stand

## HAS Stand




A. Stand Stopper

## HAS Stand (23 inches or larger)



A. Stand Stopper

## Dual Hinge Stand



A. Stand Stopper


## Attaching a Base

This monitor accepts a 100 mm x 100 mm VESA-compliant mounting interface pad.




**Note**

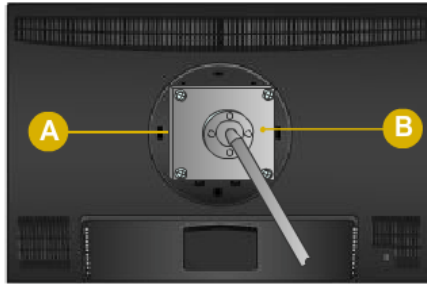
The VESA dimensions given above are an example. The VESA dimensions may differ depending on the product.



Simple Stand



HAS Stand



Dual Hinge Stand

A. Monitor

B. Mounting interface pad (Sold separately)

1. Turn off your monitor and unplug its power cord.
2. Lay the LCD monitor face-down on a flat surface with a cushion beneath it to protect the screen.
3. Remove two screws and then remove the stand from the LCD monitor.
4. Align the mounting interface pad with the holes in the rear cover mounting pad and secure it with four screws that came with the arm-type base, wall mount hanger or other base.



- Do not use screws longer than the standard dimension, as they may damage the inside of the Monitor.
- For wall mounts that do not comply with VESA standard screw specifications, the length of the screws may differ depending on their specifications.
- Do not use screws that do not comply with the VESA standard screw specifications.

Do not fasten the screws too tightly, as this may damage the product or cause the product to fall, leading to personal injury.

Samsung is not liable for these kinds of accidents.

- Samsung is not liable for product damage or personal injury when a non-VESA or non-specified wall mount is used or the consumer fails to follow the product installation instructions.



- To mount the monitor on a wall, you should purchase the wall mounting kit that allows you to mount the monitor at least 10 cm away from the wall surface.
- Contact the nearest Samsung Service Center for more information. Samsung Electronics will not be responsible for damages caused by using a base other than those specified.
- Please use Wall Mount according to the International standards.

---

# Using the Software

## Monitor Driver



### Note

When prompted by the operating system for the monitor driver, insert the CD-ROM included with this monitor. Driver installation is slightly different from one operating system to another. Follow the directions appropriate for the operating system you have.

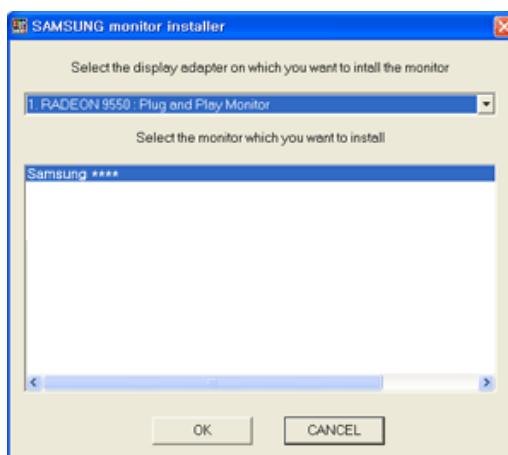
Prepare a blank disk and download the driver program file at the Internet web site shown here.

### Internet web site :

<http://www.samsung.com/> (Worldwide)

## Installing the Monitor Driver (Automatic)

1. Insert CD into the CD-ROM drive.
2. Click "Windows".
3. Choose your monitor model in the model list, then click the "OK" button.



4. If you can see following message window, then click the "Continue Anyway" button. Then click "OK" button (Microsoft® Windows® XP/2000 Operating System).







**Note**

This monitor driver is under certifying MS logo, and this installation doesn't damage your system.

The certified driver will be posted on Samsung Monitor homepage.

<http://www.samsung.com/>

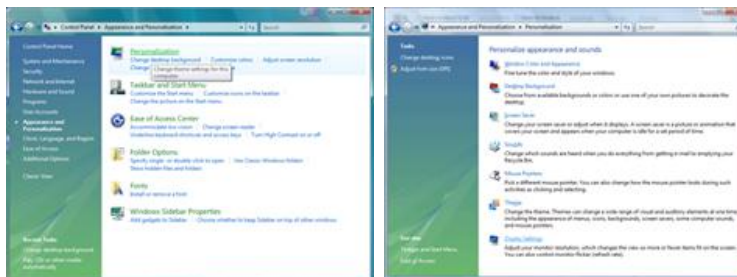
## Installing the Monitor Driver (Manual)

Microsoft® Windows Vista™, Operating System

1. Insert your Manual CD into your CD-ROM drive.
2. Click (Start) and "Control Panel". Then, double-click on "Appearance and Personalization".



3. Click "Personalization" and then "Display Settings".



4. Click "Advanced Settings..."



5. Click "Properties" in the "Monitor" tab. If the "Properties" button is deactivated, it means the configuration for your monitor is completed. The monitor can be used as is.

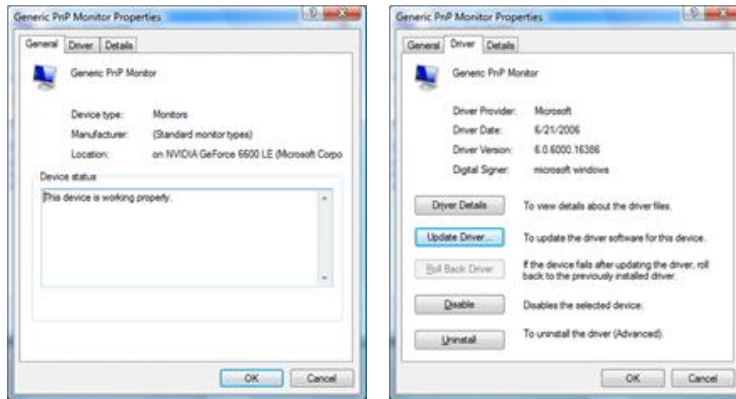
If the message "Windows needs..." is displayed, as shown in the figure below, click "Continue".



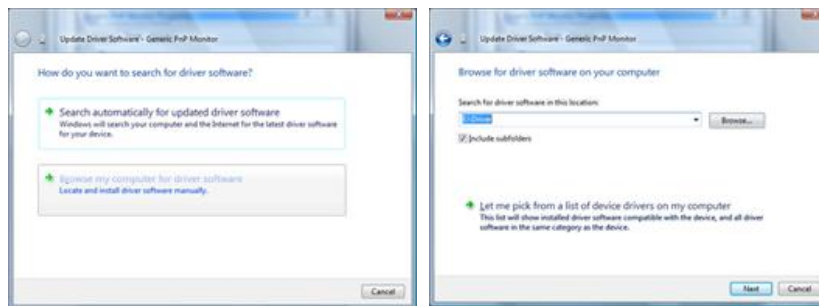
**Note**

This monitor driver is under certifying MS logo, and this installation doesn't damage your system. The certified driver will be posted on Samsung Monitor homepage.

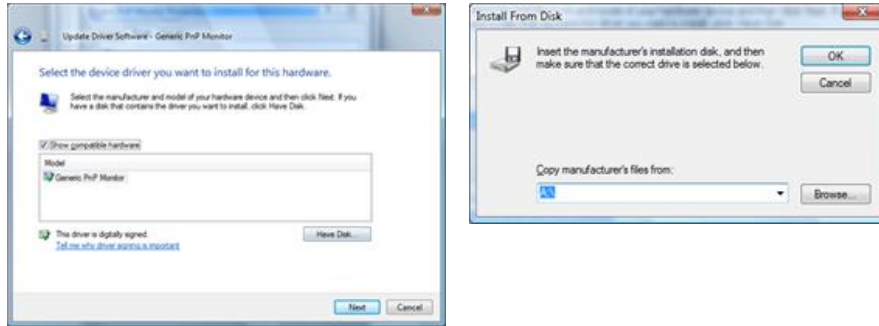
6. Click "Update Driver..." in the "Driver" tab.



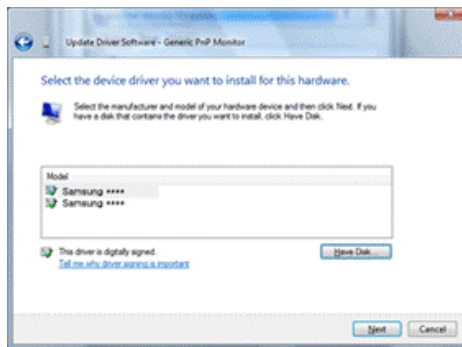
7. Check the "Browse my computer for driver software" checkbox and click "Let me pick from a list of device drivers on my computer".



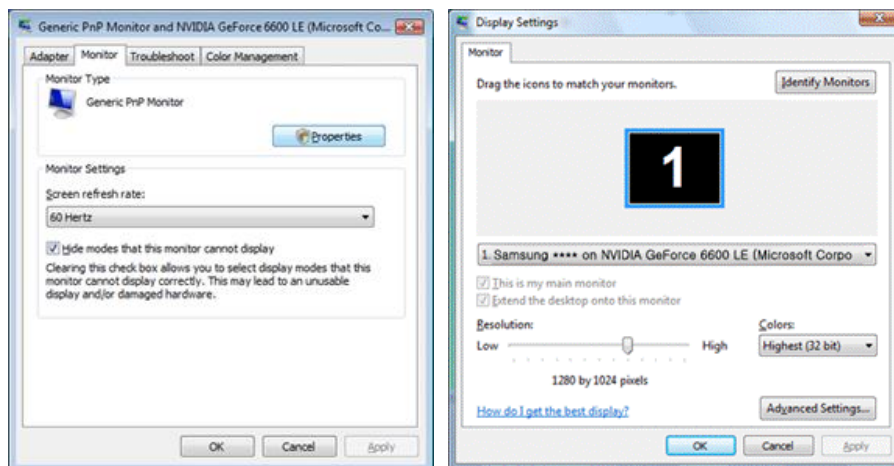
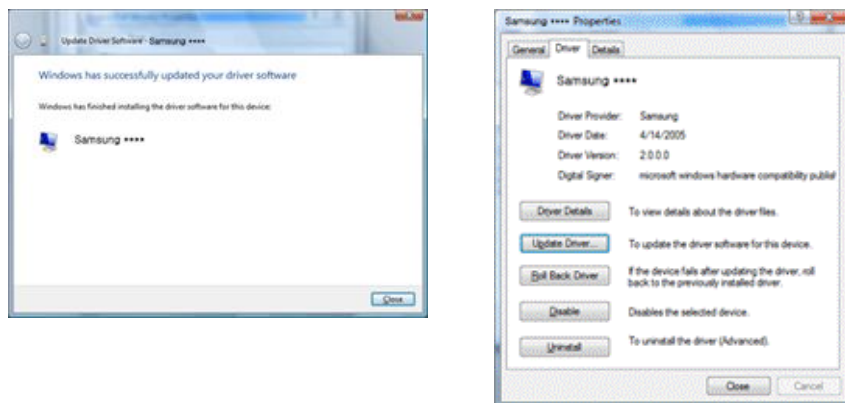
8. Click "Have Disk..." and select the folder (for example, D:\Drive) where the driver setup file is located, and click "OK".



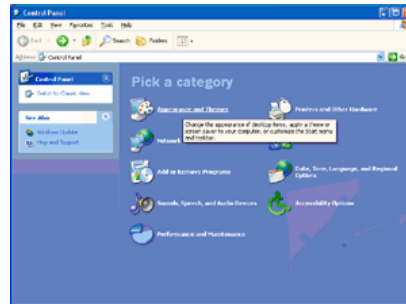
9. Select the model that matches your monitor from the list of monitor models on the screen, and click "Next".



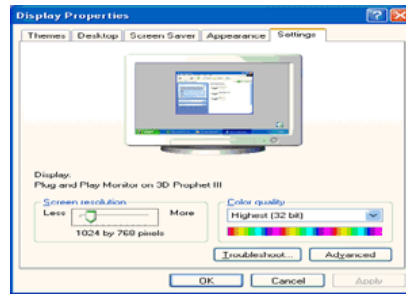
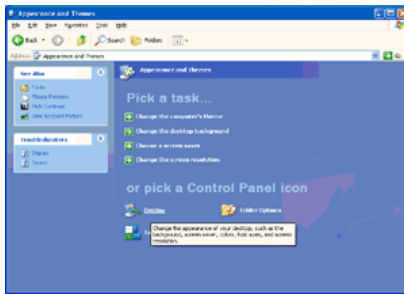
10. Click "Close" → "Close" → "OK" → "OK" on the following screens displayed in sequence.



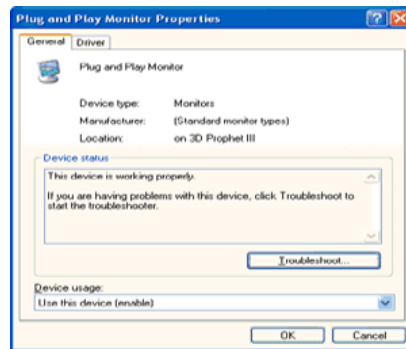
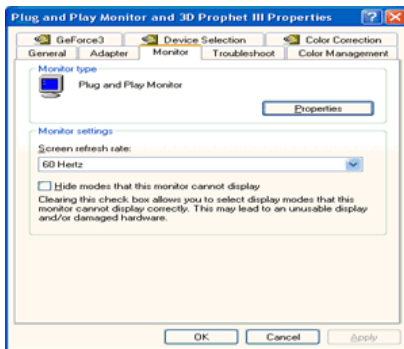
1. Insert CD into the CD-ROM drive.
2. Click "Start" → "Control Panel" then click the "Appearance and Themes" icon.



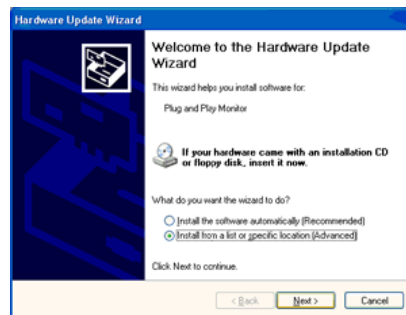
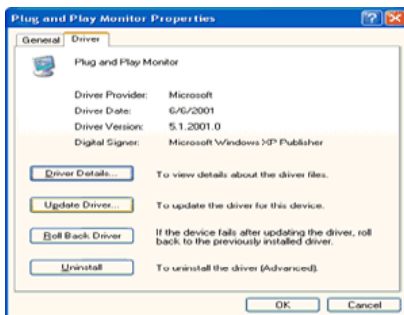
3. Click "Display" icon and choose the "Settings" tab then click "Advanced...".



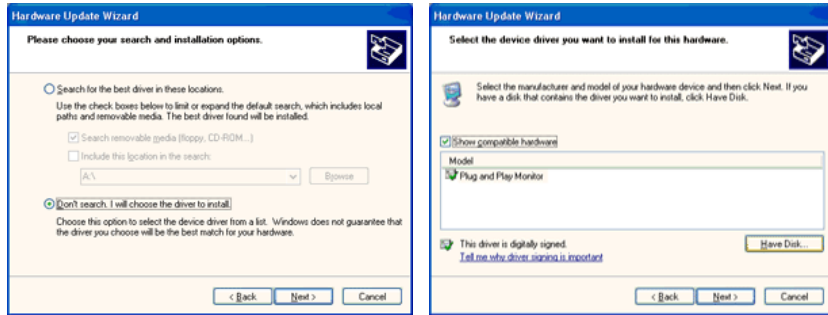
4. Click the "Properties" button on the "Monitor" tab and select "Driver" tab.



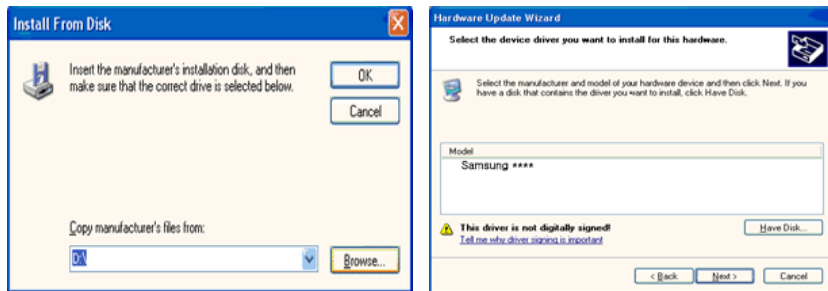
5. Click "Update Driver..." and select "Install from a list or..." then click "Next" button.



6. Select "Don't search, I will..." then click "Next" and then click "Have disk".



7. Click the "Browse" button then choose A:(D:\Driver) and choose your monitor model in the model list and click the "Next" button.



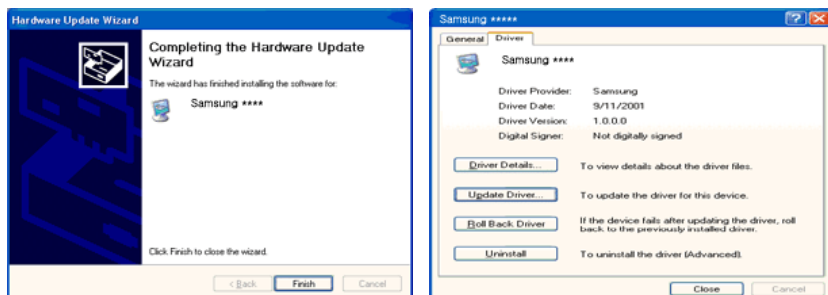
8. If you can see following message window, then click the "Continue Anyway" button. Then click "OK" button.



 **Note**

This monitor driver is under certifying MS logo, and this installation doesn't damage your system. The certified driver will be posted on Samsung Monitor homepage.  
<http://www.samsung.com/>

9. Click the "Close" button then click "OK" button continually.





10. Monitor driver installation is completed.

#### Microsoft® Windows® 2000 Operating System

When you can see "Digital Signature Not Found" on your monitor, follow these steps.

1. Choose "OK" button on the "Insert disk" window.
2. Click the "Browse" button on the "File Needed" window.
3. Choose A:(D:\Driver) then click the "Open" button and then click "OK" button.

#### How to install

1. Click "Start", "Setting", "Control Panel".
2. Double click the "Display" icon.
3. Select the "Settings" tab and click "Advanced Properties" button.
4. Choose "Monitor".

Case1 : If the "Properties" button is inactive, it means your monitor is properly configured. Please stop installation

Case2 : If the "Properties" button is active, click the "Properties" button then follow next steps continually.

5. Click "Driver" and then click on "Update Driver..." then click on the "Next" button.
6. Choose "Display a list of the known drivers for this device so that I can choose a specific driver" then click "Next" and then click "Have disk".
7. Click the "Browse" button then choose A:(D:\Driver).
8. Click the "Open" button, then click "OK" button.
9. Choose your monitor model and click the "Next" button then click "Next" button.
10. Click the "Finish" button then the "Close" button.

If you can see the "Digital Signature Not Found" window then click the "Yes" button. And click the "Finish" button then the "Close" button.

#### Microsoft® Windows® Millennium Operating System

1. Click "Start", "Setting", "Control Panel".
2. Double click the "Display" icon.
3. Select the "Settings" tab and click "Advanced Properties" button.

4. Select the "Monitor" tab.
5. Click the "Change" button in the "Monitor Type" area.
6. Choose "Specify the location of the driver".
7. Choose "Display a list of all the driver in a specific location..." then click "Next" button.
8. Click the "Have Disk" button.
9. Specify A:\(D:\driver) then click "OK" button.
10. Select "Show all devices" and choose the monitor that corresponds to the one you connected to your computer and click "OK".
11. Continue choosing "Close" button and "OK" button until you close the Display Properties dialogue box.

#### Microsoft® Windows® NT Operating System

1. Click "Start", "Settings", "Control Panel", and then double-click "Display" icon.
2. In Display Registration Information window, click Settings Tab and then click "All Display Modes".
3. Select a mode that you wish to use (Resolution, Number of colors and Vertical frequency) and then click "OK".
4. Click "Apply" button if you see the screen working normally after clicking "Test". If the screen is not normal, change to a different mode (lower mode of resolution, colors or frequency).



#### Note

If there is no Mode at All Display Modes, select the level of resolution and vertical frequency by referring to the Preset Timing Modes in the user guide.

#### Linux Operating System

To execute X-Window, you need to make the X86Config file, which is a type of system setting file.

1. Press "Enter" at the first and the second screen after executing the X86Config file.
2. The third screen is for setting your mouse.
3. Set a mouse for your computer.
4. The next screen is for selecting a keyboard.
5. Set a Keyboard for your computer.
6. The next screen is for setting your monitor.
7. First of all, set a horizontal frequency for your monitor. (You can enter the frequency directly.)
8. Set a vertical frequency for your monitor. (You can enter the frequency directly.)
9. Enter the model name of your monitor. This information will not affect the actual execution of X-Window.
10. You have finished setting up your monitor. Execute X-Window after setting other requested hardware.



## Natural Color

### Natural Color Software Program

One of the recent problems in using a computer is that the color of the images printed out by a printer or other images scanned by a scanner or a digital camera are not the same as those shown on the monitor. The Natural Color S/W is the very solution for this problem. It is a color administration system developed by Samsung Electronics in association with Korea Electronics & Telecommunications Research Institute (ETRI). This system is available only for Samsung monitors and makes the color of the images on the monitor the same as the printed or scanned images. For more information, refer to Help (F1) in the software program.

The Natural Color is provided online. You can download it from the website below and install;

[http://www.samsung.com/us/consumer/learningresources/monitor/naturalcolorexper/pop\\_download.html](http://www.samsung.com/us/consumer/learningresources/monitor/naturalcolorexper/pop_download.html)

## MagicTune™



### Installation

1. Insert the installation CD into the CD-ROM drive.
2. Click the MagicTune™ installation file.



**Note**

If the popup window to install the software for the main screen is not displayed, proceed with the installation using the MagicTune executable file on the CD.

3. Select installation Language, Click "Next".
4. When the Installation Shield Wizard window appears, click "Next".
5. Select "I agree to the terms of the license agreement" to accept the terms of use.
6. Choose a folder to install the MagicTune™ program.
7. Click "Install".
8. The "Installation Status" window appears.
9. Click "Finish".
10. When the installation is complete, the MagicTune™ executable icon appears on your desktop. Double-click the icon to start the program.

---

MagicTune™ execution icon may not appear depending on specification of computer system or monitor. If that happens, press F5 Key.

---



## Installation Problems

The installation of MagicTune™ can be affected by such factors as the video card, motherboard and the network environment.

## System Requirements

### OS

- Windows 2000
- Windows XP Home Edition
- Windows XP Professional
- Windows Vista™

---

It is recommended using MagicTune™ in Windows® 2000 or later.

---

### Hardware

- 32 MB Memory above
- 60 MB Hard disk space above

---

For more information, visit the MagicTune™ website.

---

## Uninstall

The MagicTune™ program can be removed only by using the "Add or Remove Programs" option of the Windows® Control Panel.

Perform the following steps remove MagicTune™.

1. Go to [Task Tray] → [Start] → [Settings] and select [Control Panel] in the menu. If the program runs on Windows® XP, go to [Control Panel] in the [Start] menu.
2. Click the "Add or Remove Programs" icon in Control Panel.
3. In the "Add or Remove Programs" screen, scroll down to find "MagicTune™." Click on it to highlight it.
4. Click the "Change/Remove" button to remove the program.
5. Click "Yes" to begin the uninstall process.
6. Wait until the "Uninstall Complete" dialog box appears.



### Note

Visit the MagicTune™ website for technical support for MagicTune™, FAQs (questions and answers) and software upgrades.

The MagicTune™ program is an additional program for monitor products. Some computing systems that install either an older or the latest video driver are not compatible with MagicTune™. Please visit the MagicTune™ Website for technical support for MagicTune™.

Specifications subject to change without notice.  
MagicTune™ is a trademark of SAMSUNG ELECTRONICS CO., Inc.  
Windows™ is a registered trademark of Microsoft Corp.  
Other trademarks are property of their respective holders.

## MagicRotation



The software may not be supported depending on the model.

## Installation

1. Insert the installation CD into the CD-ROM drive.
2. Click the MagicRotation installation file.



If the popup window to install the software for the main screen is not displayed, proceed with the installation using the MagicTune executable file on the CD.

3. Select installation Language, Click "Next".
4. When the Installation Shield Wizard window appears, click "Next".
5. Select "I agree to the terms of the license agreement" to accept the terms of use.
6. Choose a folder to install the MagicRotation program.
7. Click "Install".
8. The "Setup Status" window appears.
9. Click "Finish".

Have to reboot the system in order for the MagicRotation to work properly.

10. When the installation is complete, the MagicRotation executable icon appears on your desktop.



## Installation Problems

The installation of MagicRotation can be affected by such factors as the video card, motherboard and the network environment.

### Limitation

1. The "Display Driver" should be properly loaded for the MagicRotation to work properly.  
The installed "Display Driver" should be the latest driver supplied by the vendor.
2. If some applications like Windows Media Player, Real Player, etc. are not displaying movie files properly in 90, 180 and 270 orientations then do the following :
  - Close the application.
  - Select the Orientation (90, 180, 270) you want to view the application.
  - Relaunch the application.In most cases this should fix the problem.
3. User Applications using OpenGL and DirectDraw (3D drawing) will not function as per the orientation mode selected (90, 180, 270).  
e.g. 3D games
4. DOS based applications in Full Screen Mode will not function as per the orientation mode selected (90, 180, 270).
5. Dual is not supported in Windows®, 98, ME, NT 4.0.
6. MagicRotation does not provide support for 24 bits per pixel (Bit depth/Color Quality).
7. If you are changing your Graphic Card it is recommended that you uninstall the MagicRotation Software before doing so.

## System Requirements

### OS

- Windows 98 SE
- Windows ME
- Windows NT 4.0
- Windows 2000
- Windows XP Home Edition
- Windows XP Professional
- Windows Vista™

### Hardware

- 128 MB Memory above (recommended)
- 25 MB Hard disk space above

### Service Packs

- It is recommended that your System has the latest Service Pack installed.

- For Windows®, NT 4.0, it is recommended to install Internet Explorer 5.0 and above with Active Desktop component.

---

For more information, visit the MagicRotation website.

Windows®, is registered trademark of Microsoft Corporation, Inc.

---

## Uninstall

The MagicRotation program can be removed only by using the "Add or Remove Programs" option of the Windows® Control Panel.

Perform the following steps remove MagicRotation.

1. Go to [Task Tray] → [Start] → [Settings] and select [Control Panel] in the menu. If the program runs on Windows® XP, go to [Control Panel] in the [Start] menu.
2. Click the "Add or Remove Programs" icon in Control Panel.
3. In the "Add or Remove Programs" screen, scroll down to find "MagicRotation." Click on it to highlight it.
4. Click the "Change/Remove" button to remove the program.
5. Click "Yes" to begin the uninstall process.
6. Wait until the "Uninstall Complete" dialog box appears.
7. After uninstall restart the system to complete the uninstallation.



Visit the MagicRotation website for technical support for MagicRotation, FAQs (questions and answers) and software upgrades.

Windows®, is registered trademark of Microsoft Corporation, Inc

The specifications are subject to change without notice.  
MagicRotation is a trademark of SAMSUNG ELECTRONICS CO., LTD.  
All other product trademarks mentioned in this document may be registered trademarks of their respective companies.

## MultiScreen



The software may not be supported depending on the model.

## Installation

1. Insert the installation CD into the CD-ROM drive.

2. Click the MultiScreen installation file.



**Note**

If the popup window to install the software for the main screen is not displayed, proceed with the installation using the MultiScreen executable file on the CD.

3. When the Installation Shield Wizard window appears, click "Next".
4. Select "I agree to the terms of the license agreement" to accept the terms of use.
5. Choose a folder to install the MultiScreen, program.
6. Click "Install".
7. The "Installation Status" window appears.
8. Click "Finish".
9. When the installation is complete, the Multiscreen executable icon appears on your desktop. Double-click the icon to start the program.

---

Multiscreen execution icon may not appear depending on specification of computer system or monitor. If that happens, press F5 Key.

---

## Installation Problems

The installation of MultiScreen can be affected by such factors as the video card, motherboard and the network environment.

## System Requirements

### OS

- Windows 2000
- Windows XP Home Edition
- Windows XP Professional
- Windows Vista™

---

It is recommended using MultiScreen in Windows® 2000 or later.

---

### Hardware

- 32 MB Memory above
- 60 MB Hard disk space above

## Uninstall

The Multiscreen program can be removed only by using the "Add or Remove Programs" option of the Windows® Control Panel.

Perform the following steps remove Multiscreen.

Select "Setting/Control Panel" on the "Start" menu and then double-click "Add/Delete a program".

Select Multiscreen from the list and then click the "Add/Delete" button.

---

# Adjusting the Monitor

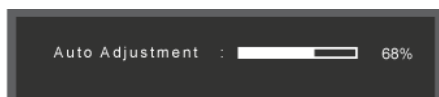
## Direct Functions

### AUTO

When the 'AUTO' button is pressed, the auto adjustment screen appears as shown in the animated screen on the center.

Auto adjustment allows the monitor to self-adjust to the incoming Analog signal. The values of **Fine**, **Coarse** and **Position** are adjusted automatically.

(Available in Analog mode only, so "AUTO" icon of OSD is gray in Digital mode.)



- ▶ If auto adjustment does not work properly, press 'AUTO' button again to adjust picture with more accuracy.
- ▶ If you change resolution in the control panel, auto function will be executed automatically.

### OSD Lock & Unlock

This is the function that locks the OSD in order to keep the current states of settings or prevent others from adjusting the current settings.

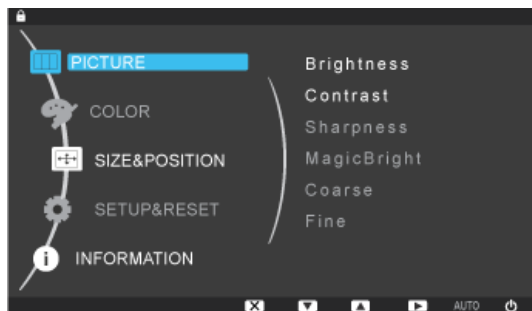
**Lock** : Hold down the MENU button for more than five (5) seconds to activate the OSD adjustment lock function.

**Unlock** : Hold down the MENU button for more than five (5) seconds to deactivate the OSD adjustment lock function.

When pressing the AUTO button after locking the OSD



When pressing the MENU button after locking the OSD




#### Note

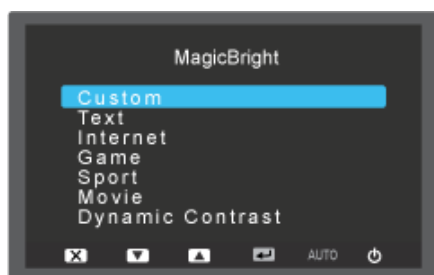
Though the OSD adjustment lock function is activated, you can still adjust the brightness and contrast, and adjust **Customized Key** (🔑) using the Direct button.

### Customized key

You can customize key assignment for the Custom button according to your preferences.

To view the operating screen displayed when pressing the [  ] button after configuring the customized key for a function, click the name of each function.

(**MagicBright** - **MagicColor** - **Color Effect** - **Image Size**)



You can configure the customized key for a required function via **Setup > Customized Key**.

ImageSize  Supplied for the wide models only such as 16:9 or 16:10.

## Brightness

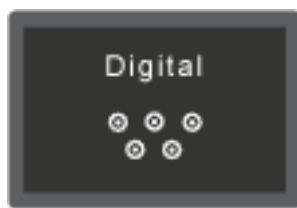
When OSD is not on the screen, push the **Brightness** (  ) button to adjust brightness.



Not supplied for the models with speakers.




## SOURCE



Selects the video signal while the OSD is off.



Not applicable to analogue (D-SUB)-or-digital (DVI)-dedicated models.


## OSD Function

<i>Top Menus</i>	<i>Sub Menus</i>					
 <b>PICTURE</b>	<b>Bright-ness</b>	Contrast	<b>Sharpness</b>	<b>Magic-Bright</b>	<b>Coarse</b>	
	<b>Fine</b>					
 <b>COLOR</b>	<b>Magic-Color</b>	<b>Red</b>	<b>Green</b>	<b>Blue</b>	<b>Color Tone</b>	
	<b>Color Ef- fect</b>	<b>Gamma</b>				
 <b>SIZE POSI- TION</b>	<b>&amp; H-Posi- tion</b>	<b>V-Position</b>	<b>Image Size</b>	<b>Menu H-Po- sition</b>	<b>Menu V-Po- sition</b>	

 <b>SET-UP&amp;RE-SET</b>	<b>Reset</b>	<b>Menu Trans- Language</b>	<b>Off</b>	<b>Timer</b>	<b>Off</b>	<b>Timer</b>
	<b>Auto Source</b>	<b>PC/AV Mode</b>	<b>Display Time</b>	<b>Customized Key</b>		
 <b>INFORMATION</b>						

 **Picture**



<i>Menu</i>	<i>Description</i>
<b>Brightness</b>	<p>(Not available in <b>MagicBright</b> mode of <b>Dynamic Contrast</b>.)</p> <p>You can use the on-screen menus to change the brightness according to personal preference.</p> <p>The larger the number, the brighter the screen. The smaller the number, the darker the screen.</p>
<b>Contrast</b>	<p>(Not available in <b>MagicBright</b> mode of <b>Dynamic Contrast</b>.)</p> <p>You can use the on-screen menus to change the contrast according to personal preference.</p> <p>The larger the number, the brighter the screen. The smaller the number, the darker the screen.</p> <p>( Not available in <b>MagicColor</b> mode of <b>Full</b> and <b>Intelligent</b> . )</p>
<b>Sharpness</b>	<p>Changes the clearance of image.</p> <p>The larger the number, the clearer the screen. The smaller the number, the less clear the screen.</p> <p>( Not available in <b>MagicColor</b> mode of <b>Full</b> and <b>Intelligent</b> . )</p>
<b>MagicBright</b>	<p>Push the  button to circle through available preconfigured modes.</p> <p><b>MagicBright</b> is a new feature providing optimum viewing environment depending on the contents of the image you are watching. Currently seven different modes are available: <b>Custom</b>, <b>Text</b>, <b>Internet</b>, <b>Game</b>, <b>Sport</b>, <b>Movie</b> and <b>Dynamic Contrast</b>. Each mode has its own pre-configured brightness value. You can easily select one of seven settings by simply pressing <b>Customized Key</b> control button.</p> <ul style="list-style-type: none"> <li>• <b>Custom</b></li> </ul>



<i>Menu</i>	<i>Description</i>
	<p>Although the values are carefully chosen by our engineers, the pre-configured values may not be comfortable to your eyes depending on your taste.</p> <p>If this is the case, adjust the brightness and contrast by using the OSD menu.</p> <ul style="list-style-type: none"> <li>• <b>Text</b> For documentations or works involving heavy text.</li> <li>• <b>Internet</b> For working with a mixture of images such as texts and graphics.</li> <li>• <b>Game</b> For watching motion pictures such as a game.</li> <li>• <b>Sport</b> For watching motion pictures such as a sport.</li> <li>• <b>Movie</b> For watching motion pictures such as a DVD or Video CD.</li> <li>• <b>Dynamic Contrast</b> <b>Dynamic Contrast</b> is to automatically detect distribution of inputted visual signal and adjust to create optimum contrast.</li> </ul>
<b>Coarse</b>	<p>Removes noise such as vertical stripes.</p> <p>The larger the number, the more the screen increases vertically. The smaller the number, the more the screen decreases vertically.</p> <p><b>Coarse</b> adjustment may move the screen image area. You may relocate it to the center using the horizontal control menu.</p> <p>(Available in <b>Analog</b> mode only)</p>
<b>Fine</b>	<p>Removes noise such as horizontal stripes.</p> <p>If the noise persists even after <b>Fine</b> tuning, repeat it after adjusting the frequency (clock speed).</p> <p>(Available in <b>Analog</b> mode only)</p>

 **Color**









<i>Menu</i>	<i>Description</i>
<b>MagicColor</b>	<p><b>MagicColor</b> is a new technology that Samsung has exclusively developed to improve digital image and to display natural color more clearly without disturbing image quality.</p> <ul style="list-style-type: none"> <li>• <b>Off</b> - Returns to the original mode.</li> <li>• <b>Demo</b> - The screen before applying <b>MagicColor</b> appears on the right and the screen after applying <b>MagicColor</b> appears on the left.</li> <li>• <b>Full</b> - Displays not only vivid natural color but also more realistic natural skin color with clearness.</li> <li>• <b>Intelligent</b> - Displays vivid natural color with clearness.</li> </ul>
<b>Red</b>	<p>Adjusts individual <b>Red</b> color balance.</p> <p>The larger the number, the closer it is to red.</p> <p>( Not available in <b>MagicColor</b> mode of <b>Full</b> and <b>Intelligent</b>. )</p>
<b>Green</b>	<p>Adjusts individual <b>Green</b> color balance.</p> <p>The larger the number, the closer it is to green.</p> <p>( Not available in <b>MagicColor</b> mode of <b>Full</b> and <b>Intelligent</b>. )</p>
<b>Blue</b>	<p>Adjusts individual <b>Blue</b> color balance.</p> <p>The larger the number, the closer it is to blue.</p> <p>( Not available in <b>MagicColor</b> mode of <b>Full</b> and <b>Intelligent</b>. )</p>
<b>Color Tone</b>	<p>The tone of the color can be changed and one of four modes can be selected.</p> <p>( Not available in <b>MagicColor</b> mode of <b>Full</b> and <b>Intelligent</b>. )</p> <ul style="list-style-type: none"> <li>• <b>Cool</b> - Makes whites bluish.</li> <li>• <b>Normal</b> - Keeps whites white.</li> <li>• <b>Warm</b> - Makes whites reddish.</li> <li>• <b>Custom</b> - Select this mode when you want to adjust the image according to your preferences.</li> </ul>

<i>Menu</i>	<i>Description</i>
<b>Color Effect</b>	<p>You can change the overall mood by changing the screen colors.</p> <p>( Not available in <b>MagicColor</b> mode of <b>Full</b> and <b>Intelligent</b> . )</p> <ul style="list-style-type: none"> <li>• <b>Off</b> - This applies an achromatic color to the screen to adjust the screen effects.</li> <li>• <b>Grayscale</b> - The default colors of black and white are displayed.</li> <li>• <b>Green</b> - This applies the green color effect to a black and white screen.</li> <li>• <b>Aqua</b> - This applies the aqua color effect to a black and white screen.</li> <li>• <b>Sepia</b> - This applies the Sepia color effect to a black and white screen.</li> </ul>
<b>Gamma</b>	<p><b>Gamma</b> correction changes the luminance of the colors with intermediate luminance.</p> <ul style="list-style-type: none"> <li>• <b>Mode 1</b> : Sets the screen to the default brightness.</li> <li>• <b>Mode 2</b> : Sets the screen to bright.</li> <li>• <b>Mode 3</b> : Sets the screen to dim.</li> </ul>

 **SIZE & POSITION**

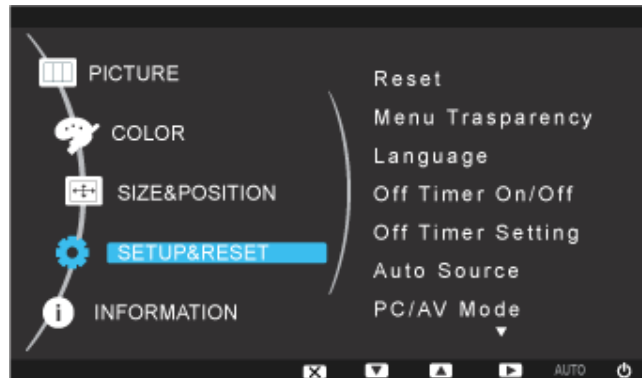



<i>Menu</i>	<i>Description</i>
<b>H-Position</b>	<p>Changes the horizontal position of the monitor's entire display.</p> <p>You can move the position of the screen to the left and right by pressing the ▼ and ▲ buttons, respectively.</p> <p>(Available in <b>Analog</b> mode only)</p> <p> <b>Note</b></p> <p>When TV signal is input in AV mode ,select “<b>Screen Fit</b> “to adjust horizontal position in 0-6 levels.</p>
<b>V-Position</b>	<p>Changes the vertical position of the monitor's entire display.</p> <p>You can move the position of the screen downwards and upwards by pressing the ▼ and ▲ buttons, respectively.</p>




<i>Menu</i>	<i>Description</i>
	<p>(Available in <b>Analog</b> mode only)</p> <p> <b>Note</b></p> <p>When TV signal is input in AV mode ,select “<b>Screen Fit</b> “to adjust vertical position in 0-6 levels.</p>
<b>Image Size</b>	<p> <b>Note</b></p> <p>Supplied for the wide models only such as 16:9 or 16:10.</p> <p>You can change the size of the screen displayed on your monitor.</p> <p><b>PC signals</b></p> <ul style="list-style-type: none"> <li>• <b>Auto</b> - The screen is displayed in accordance with the screen aspect ratio of the input signals.</li> <li>• <b>Wide</b> - A full screen is displayed regardless of the screen aspect ratio of the input signals.</li> </ul> <p> <b>Note</b></p> <ul style="list-style-type: none"> <li>• Signals not available in the standard mode table are not supported.</li> <li>• If the wide screen which is the optimal resolution for the monitor is set on your PC, this function is not performed.</li> </ul> <p><b>AV signals</b></p> <ul style="list-style-type: none"> <li>• <b>4 : 3</b> - Sets the picture to 4:3 normal mode.</li> <li>• <b>16 : 9</b>- Sets the picture to 16:9 wide mode.</li> <li>• <b>Screen Fit</b>- Use the function to see the full image without any cutoff when DVI (480p/576p/720p/1080i/1080p) signals are input.</li> </ul> <p> <b>Note</b></p> <p>It can only be selected if an external input is connected to the DVI terminal and the 'PC/AV Mode' is set to 'AV'.</p> <ul style="list-style-type: none"> <li>• <b>4 : 3</b> - Sets the picture to 4:3 normal mode.</li> <li>• <b>Wide</b>-Sets the picture to 16:10 wide mode.</li> <li>• <b>Screen Fit</b>- Use the function to see the full image without any cutoff when DVI (480p/576p/720p/1080i/1080p) signals are input.</li> </ul> <p> <b>Note</b></p> <ul style="list-style-type: none"> <li>• It can only be selected if an external input is connected to the DVI terminal and the 'PC/AV Mode' is set to 'AV'.</li> <li>• When the panel is of 16:10,the screen size options include “4:3”,”wide “,”Screen fit“.</li> </ul>
<b>Menu H-Position</b>	<p>You can change the horizontal position where the OSD menu appears on your monitor.</p>

<i>Menu</i>	<i>Description</i>
	The larger the number, the more the OSD menu moves to the right. The smaller the number, the more it moves to the left.
<b>Menu V-Position</b>	You can change the vertical position where the OSD menu appears on your monitor.  The larger the number, the more the OSD menu moves upwards. The smaller the number, the more it moves downwards.

## SETUP&RESET




<i>Menu</i>	<i>Description</i>
<b>Reset</b>	Reverts the product settings to factory defaults. <ul style="list-style-type: none"> <li>• <b>Yes</b></li> <li>• <b>No</b></li> </ul>
<b>Menu Transparency</b>	Change the transparency of the background of the OSD. <ul style="list-style-type: none"> <li>• <b>Off</b> : The menus are displayed in the normal way (non-transparently).</li> <li>• <b>On</b> : The menus are displayed transparently.</li> </ul>
<b>Language</b>	You can select the language used to display the menus.  You can choose one of nine languages. <ul style="list-style-type: none"> <li>• English, Deutsch, Español, Français, Italiano, Svenska, Русский , Português , Türkçe</li> </ul> <p> <b>Note</b></p> <p>The language chosen affects only the language of the OSD. It has no effect on any software running on the computer.</p>
<b>Off Timer On/Off</b>	You can enable or disable the Off Time function. <ul style="list-style-type: none"> <li>• <b>Off</b></li> <li>• <b>On</b></li> </ul>
<b>Off Timer Setting</b>	The monitors will turn off automatically at the specified time.
<b>Auto Source</b>	Select <b>Auto Source</b> for the monitor to automatically select the signal source.

<i>Menu</i>	<i>Description</i>
	<ul style="list-style-type: none"> <li>• <b>Auto</b></li> <li>• <b>Manual</b></li> </ul> <p> <b>Note</b></p> <p>Not applicable to analogue (D-SUB)-or-digital (DVI)-dedicated models.</p>
<b>PC/AV Mode</b>	<p>This function allows the screen to be displayed at the optimal quality in accordance with the size of the screen when a 480P, 576P, 720P, 1080i, or 1080P video signal is input in DVI mode.</p> <p>Set to Off when connected to a PC, Set to On when connected to an AV device.</p> <p>If not set to On, the screen may not be displayed normally.</p> <p>(Unavailable in <b>Analog</b> mode)</p> <p> <b>Note</b></p> <p>Supplied for the wide models only such as 16:9 or 16:10.</p>
<b>Display Time</b>	<p>The menu will be automatically turned off if no adjustments are made for a certain time period.</p> <p>You can set the amount of time the menu will wait before it is turned off.</p> <ul style="list-style-type: none"> <li>• 5 sec</li> <li>• 10 sec</li> <li>• 20 sec</li> <li>• 200 sec</li> </ul>
<b>Customized Key</b>	<p>You can specify a function which will be activated when the <b>Customized Key</b> () is pressed.</p>

 **INFORMATION**



<i>Menu</i>	<i>Description</i>
<b>INFORMATION</b>	Shows a video source, display mode on the OSD screen.

<i>Menu</i>	<i>Description</i>
	 <b>Note</b> For models with an Analog interface only, “Analog/Digital” is not shown in the “Information”.

---

# Troubleshooting

## Self-Test Feature Check

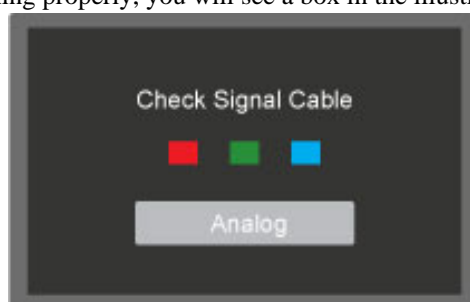


Your monitor provides a self test feature that allows you to check whether your monitor is functioning properly.

## Self-Test Feature Check

1. Turn off both your computer and the monitor.
2. Unplug the video cable from the back of the computer.
3. Turn on the monitor.

If the monitor is functioning properly, you will see a box in the illustration below.



For models with an Analog interface only, “Analog/Digital” is not shown in the Warning Message OSD.

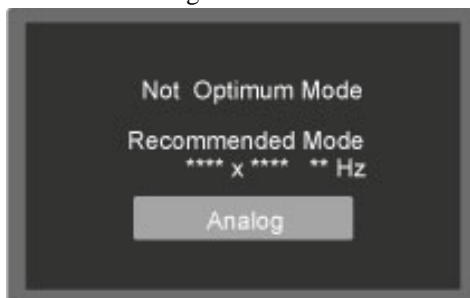
This box appears during normal operation if the video cable becomes disconnected or damaged.

4. Turn off your monitor and reconnect the video cable; then turn on both your computer and the monitor.

If your monitor screen remains blank after using the previous procedure, check your video controller and computer system; *your monitor is functioning properly.*

## Warning Messages

If there is something wrong with the input signal, a message appears on the screen or the screen goes blank although the power indicator LED is still on. The message may indicate that the monitor is out of scan range or that you need to check the signal cable.



For models with an Analog interface only, “Analog/Digital” is not shown in the Warning Message OSD.



## Environment

The location and the position of the monitor may influence the quality and other features of the monitor.

If there are any sub woofer speakers near the monitor, unplug and relocate the woofer to another room.

Remove all electronic devices such as radios, fans, clocks and telephones that are within 3 feet (one meter) of the monitor.

## Useful Tips

A monitor recreates visual signals received from the computer. Therefore, if there is a problem with the computer or the video card, this can cause the monitor to become blank, have poor coloring, become noisy, and video mode not supported, etc. In this case, first check the source of the problem, and then contact the Service Center or your dealer.

Judging the monitor's working condition

If there is no image on the screen or a "Not Optimum Mode", "Recommended Mode \*\*\*\* x \*\*\*\* 60 Hz" message comes up, disconnect the cable from the computer while the monitor is still powered on.

If there is a message coming up on the screen or if the screen goes white, this means the monitor is in working condition.

In this case, check the computer for trouble.

## Check List



### Note

Before calling for assistance, check the information in this section to see if you can remedy any problems yourself. If you do need assistance, please call the phone number on the Information section or contact your dealer.

## No images on the screen. I cannot turn on the monitor.

Q: Is the power cord connected properly?

A: Check the power cord connection and supply.

Q: Can you see "**Check Signal Cable**" on the screen?

A: (Connected using the D-sub cable)

Check the signal cable connection.

(Connected using the DVI cable)

If you still see an error message on the screen when the monitor is connected properly, check to see if the monitor status is set to analog.

If you still see an (error) message on the screen when the monitor is connected properly, check to see if the monitor status is set to analog. Press '↔ / ↔' button to have the monitor double-check the input signal source.

Q: If the power is on, reboot the computer to see the initial screen (the login screen), which can be seen.

A: If the initial screen (the login screen) appears, boot the computer in the applicable mode (the safe mode for Windows ME/XP/2000) and then change the frequency of the video card.

(Refer to the Preset Timing Modes)

If the initial screen (the login screen) does not appear, contact the Service Center or your dealer.

Q: Can you see "**Not Optimum Mode**", "**Recommended Mode \*\*\*\* x \*\*\*\* 60 Hz**" on the screen?

A: You can see this message when the signal from the video card exceeds the maximum resolution and frequency that the monitor can handle properly.

A: Adjust the maximum resolution and frequency that the monitor can handle properly.

A: If the display exceeds SXGA or 75 Hz, a "**Not Optimum Mode**", "**Recommended Mode \*\*\*\* x \*\*\*\* 60 Hz**" message is displayed. If the display exceeds 85 Hz, the display will work properly but the "**Not Optimum Mode**", "**Recommended Mode \*\*\*\* x \*\*\*\* 60 Hz**" message appears for one minute and then disappears.


Please change to the recommended mode during this one-minute period.

(The message is displayed again if the system is rebooted.)

Q: There is no image on the screen. Is the power indicator on the monitor blinking at 1 second intervals?

A: The monitor is in PowerSaver mode.

A: Press a key on the keyboard to activate the monitor and restore the image on the screen.

A: If there is still no image, press the  button. Then press any key on the keyboard again to activate the monitor and restore the image on the screen.

Q: Connected using the DVI cable?

A: You may get a blank screen if you boot the system before you connect the DVI cable, or disconnect and then reconnect the DVI cable while the system is running as certain types of graphic cards do not send out video signals. Connect the DVI cable and then reboot the system.

### **I cannot see the On Screen Display.**

Q: Have you locked the On Screen Display (OSD) Menu to prevent changes?

A: Unlock the OSD by pressing the [MENU/ ] button for at least 5 seconds.

### **The screen shows strange colors or just black and white.**

Q: Is the screen displaying only one color as if looking at the screen through a cellophane paper?

A: Check the signal cable connection.

A: Make sure the video card is fully inserted in its slot.

Q: Have the screen colors become strange after running a program or due to a crash between applications?

A: Reboot the computer.

Q: Has the video card been set properly?

A: Set the video card by referring to the video card manual.

### **The screen suddenly has become unbalanced.**

Q: Have you changed the video card or the driver?

A: Adjust screen image position and size using the OSD.

Q: Have you adjusted the resolution or frequency to the monitor?

A: Adjust the resolution and frequency at the video card.

(Refer to the Preset Timing Modes)

Q: The screen can be unbalanced due to the cycle of the video card signals. Readjust Position by referring to the OSD.

### **The screen is out of focus or OSD cannot be adjusted.**

Q: Have you adjusted the resolution or frequency on the monitor?

A: Adjust the resolution and frequency of the video card.

(Refer to the Preset Timing Modes)

### **LED is blinking but no images on the screen.**

Q: Is the frequency properly adjusted when checking the Display Timing on the menu?

A: Adjust the frequency properly by referring to the video card manual and the Preset Timing Modes.

(The maximum frequency per resolution may differ from product to product.)

### **There are only 16 colors shown on the screen. The screen colors have changed after changing**

Q: Have the Windows colors been set properly?

A: Windows XP :

Set the resolution at the Control Panel → Appearance and Themes → Display → Settings.

A: Windows ME/2000 :

Set the resolution at the Control Panel → Display → Settings.

Q: Has the video card been set properly?

A: Set the video card by referring to the video card manual.

### **There is a message that reads "Unrecognized monitor, Plug & Play (VESA DDC) monitor found"**

Q: Have you installed the monitor driver?

A: Install the monitor driver according to the Driver Installation Instructions.

Q: See the video card manual to see if the Plug & Play (VESA DDC) function can be supported.

A: Install the monitor driver according to the Driver Installation Instructions.

### **Problems related to Audio.**

Q: No sound.

A: Ensure that the audio cable is firmly connected to both the audio-in port on your monitor and the audio-out port on your sound card.

(Refer to Connecting Cables).

Check the volume level.

Q: Sound level is too low.

A: Check the volume level.

If the volume is still too low after turning the control to its maximum, check the volume control on the computer sound card or software program.

### **Check when MagicTune™ does not function properly.**

Q: MagicTune™ feature is found only on PC (VGA) with Window OS that supports Plug and Play.

A: To check whether your PC is available for MagicTune™ feature, follow the steps below (When Windows is XP);

Control Panel → Performance and Maintenance → System → Hardware → Device Manager → Monitors → After deleting Plug and Play monitor, find 'Plug and Play monitor' by searching new Hardware.

A: MagicTune™ is an additional software for the monitor. Some graphic cards may not support your monitor. When you have a problem with the graphic card, visit our website to check the compatible graphic card list provided.

<http://www.samsung.com/monitor/magictune>

### **MagicTune™ doesn't work properly.**

Q: Have you changed your PC or video graphic card?

A: Download the latest program. The program can be downloaded <http://www.samsung.com/monitor/magictune>

Q: Did you install the program?

A: Reboot the computer after installing the program for the first time. If a copy of the program is already installed, remove it, reboot the computer, and then install the program again. You need to reboot the computer for it to operate normally after installing or removing the program.



#### **Note**

Visit the MagicTune™ website and download the installation software for MagicTune™ MAC.

### **Check the following items if there is trouble with the monitor.**

Check if the power cord and the video cables are properly connected to the computer.

Check if the computer beeps more than 3 times when booting.

(If it does, request an a service for the main board of the computer.)

If you installed a new video card or if you assembled the PC, check if the installed the adapter(video) driver and the monitor driver.

Check if the scanning ratio of the video screen is set to between 56 Hz ~ 75 Hz.

(Do not exceed 75 Hz when using the maximum resolution.)

If you have problems in installing the adapter (video) driver, boot the computer in Safe Mode, remove the Display Adapter in the "Control Panel → System → Device Administrator" and then reboot the computer to reinstall the adapter (video) driver.



If problems repeatedly occur, contact an authorized service center.

## Q & A

Q: How can I change the frequency?

A: The frequency can be changed by reconfiguring the video card.

A: Note that video card support can vary, depending on the version of the driver used. (Refer to the computer or the video card manual for details.)

Q: How can I adjust the resolution?

A: Windows XP:

Set the resolution in the Control Panel → Appearance and Themes → Display → Settings.

A: Windows ME/2000:

Set the resolution in the Control Panel → Display → Settings.

\* Contact the video card manufacturer for details.

Q: How can I set the Power Saving function?

A: Windows XP:

Set the resolution in the Control Panel → Appearance and Themes → Display → Screen Saver.

Set the function in the BIOS-SETUP of the computer. (Refer to the Windows / Computer Manual).

A: Windows ME/2000:

Set the resolution at the Control Panel → Display → Screen Saver.

Set the function in the BIOS-SETUP of the computer. (Refer to the Windows / Computer Manual).

Q: How can I clean the outer case/LCD Panel?

A: Disconnect the power cord and then clean the monitor with a soft cloth, using either a cleaning solution or plain water.

Do not leave any detergent or scratches on the case. Do not let any water enter the monitor.



Before calling for assistance, check the information in this section to see if you can remedy any problems yourself. If you do need assistance, please call the phone number on the Information section or contact your dealer.

# Specifications

---

## General

### General

Model Name SyncMaster 743A

### LCD Panel

Size 17 inch (43 cm)

Display area 337.920 mm (H) x 270.336 mm (V)

Pixel Pitch 0.264 mm (H) x 0.264 mm (V)

### Synchronization

Horizontal 30 ~ 81 kHz

Vertical 56 ~ 75 Hz

### Display Color

16.7M

### Resolution

Optimum resolution 1280 x 1024@60 Hz

Maximum resolution 1280 x 1024@75 Hz

### Input Signal, Terminated

RGB Analog

0.7 Vp-p  $\pm$  5 %

Separate H/V sync, Composite, SOG

TTL level (V high  $\geq$  2.0 V, V low  $\leq$  0.8 V)

### Maximum Pixel Clock

135 MHz (Analog)

### Power Supply

AC 100 - 240 V $\sim$  (+/- 10 %), 50/60 Hz  $\pm$  3 Hz

### Signal Cable

15pin - to - 15pin D-sub cable, Detachable

### Dimensions (W x H x D) / Weight (Simple Stand)

368.0 x 307.4 x 68.4 mm (14.5 x 12.1 x 2.7 inch)(Without Stand)

368.0 x 386.2 x 185.0 mm (14.5 x 15.2 x 7.3 inch)(With Stand) / 3.6 kg (7.9 lbs)

**Dimensions (W x H x D) / Weight (HAS Stand)**

368.0 x 307.4 x 65.5 mm (14.5 x 12.1 x 2.6 inch)(Without Stand)

368.0 x 367.2 x 190.0 mm (14.5 x 14.5 x 7.5 inch)(With Stand) / 4.75 kg (10.5 lbs)

**VESA Mounting Interface**

75 mm x 75 mm (For use with Specialty(Arm) Mounting hardware.)

**Environmental considerations**

Operating	Temperature : 50°F ~ 104°F (10°C ~ 40°C)
	Humidity : 10 % ~ 80 %, non-condensing
Storage	Temperature : -4°F ~ 113°F (-20°C ~ 45°C)
	Humidity : 5 % ~ 95 %, non-condensing

**Plug and Play Capability**

This monitor can be installed on any Plug & Play compatible system. The interaction of the monitor and the computer systems will provide the best operating conditions and monitor settings. In most cases, the monitor installation will proceed automatically, unless the user wishes to select alternate settings.

**Dot Acceptable**

TFT-LCD panels manufactured by using advanced semiconductor technology with precision of 1ppm (one millionth) above are used for this product. But the pixels of RED, GREEN, BLUE and WHITE color appear to be bright sometimes or some black pixels may be seen. This is not from bad quality and you can use it without any problems.

 **Note**

Design and specifications are subject to change without prior notice.

 **Class B Equipment (Information Communication equipment for residential use)**

This product complies with the Electromagnetic Compatibility Directives for residential use and can be used in all areas including common residential areas. (Class B equipment emits less electromagnetic waves than Class A equipment.)

# Specifications

## PowerSaver

This monitor has a built-in power management system called PowerSaver. This system saves energy by switching your monitor to low-power mode when it has not been used for a certain amount of time. The monitor automatically returns to normal operation when you press a key on the keyboard. For energy conservation, turn your monitor OFF when it is not needed, or when leaving it unattended for long periods. The PowerSaver system operates with a VESA DPM compliant video card installed in your computer. Use the software utility installed on your computer to set up this feature.

<b>State</b>	<b>Normal Operation</b>	<b>Power saving mode</b>	<b>Power off (Power button) EPA/ENERGY 2000</b>
Power Indicator	On	Blinking	Off
Power Consumption	20 watts	Less than 1 watts	Less than 1 watts



This monitor is EPA ENERGY STAR<sup>®</sup> compliant and ENERGY 2000 compliant when used with a computer equipped with VESA DPM functionality.

As an ENERGY STAR<sup>®</sup> Partner, SAMSUNG has determined that this product meets the ENERGY STAR<sup>®</sup> guidelines for energy efficiency.



# Specifications

## Preset Timing Modes

If the signal transferred from the computer is the same as the following Preset Timing Modes, the screen will be adjusted automatically. However, if the signal differs, the screen may go blank while the power LED is on. Refer to the video card manual and adjusts the screen as follows.

Display Mode	Horizontal Frequency (kHz)	Vertical Frequency (Hz)	Pixel Clock (MHz)	Sync Polarity (H/V)
IBM, 640 x 350	31.469	70.086	25.175	+/-
IBM, 640 x 480	31.469	59.940	25.175	-/-
IBM, 720 x 400	31.469	70.087	28.322	-/+
MAC, 640 x 480	35.000	66.667	30.240	-/-
MAC, 832 x 624	49.726	74.551	57.284	-/-
MAC, 1152 x 870	68.681	75.062	100.000	-/-
VESA, 640 x 480	37.861	72.809	31.500	-/-
VESA, 640 x 480	37.500	75.000	31.500	-/-
VESA, 800 x 600	35.156	56.250	36.000	+/+
VESA, 800 x 600	37.879	60.317	40.000	+/+
VESA, 800 x 600	48.077	72.188	50.000	+/+
VESA, 800 x 600	46.875	75.000	49.500	+/+
VESA, 1024 x 768	48.363	60.004	65.000	-/-
VESA, 1024 x 768	56.476	70.069	75.000	-/-
VESA, 1024 x 768	60.023	75.029	78.750	+/+
VESA, 1152 x 864	67.500	75.000	108.000	+/+
VESA, 1280 X 960	60.000	60.000	108.000	+/+
VESA, 1280 X 1024	63.981	60.020	108.000	+/+
VESA, 1280 X 1024	79.976	75.025	135.000	+/+
VESA, 1280 x 800	49.702	59.810	83.500	-/+

### Horizontal Frequency

The time to scan one line connecting the right edge to the left edge of the screen horizontally is called the Horizontal Cycle and the inverse number of the Horizontal Cycle is called the Horizontal Frequency. Unit: kHz

### Vertical Frequency

Like a fluorescent lamp, the screen has to repeat the same image many times per second to display an image to the user. The frequency of this repetition is called the Vertical Frequency or Refresh Rate. Unit: Hz



# Specifications

---

## General

### General

Model Name SyncMaster 743APLUS

### LCD Panel

Size 17 inch (43 cm)  
Display area 337.920 mm (H) x 270.336 mm (V)  
Pixel Pitch 0.264 mm (H) x 0.264 mm (V)

### Synchronization

Horizontal 30 ~ 81 kHz  
Vertical 56 ~ 75 Hz

### Display Color

16.7M

### Resolution

Optimum resolution 1280 x 1024@60 Hz  
Maximum resolution 1280 x 1024@75 Hz

### Input Signal, Terminated

RGB Analog

0.7 Vp-p  $\pm$  5 %

Separate H/V sync, Composite, SOG

TTL level (V high  $\geq$  2.0 V, V low  $\leq$  0.8 V)

### Maximum Pixel Clock

135 MHz (Analog)

### Power Supply

AC 100 - 240 V $\sim$  (+/- 10 %), 50/60 Hz  $\pm$  3 Hz

### Signal Cable

15pin - to - 15pin D-sub cable, Detachable

### Dimensions (W x H x D) / Weight (Simple Stand)

368.0 x 307.4 x 68.4 mm (14.5 x 12.1 x 2.7 inch)(Without Stand)



# Specifications

---

## PowerSaver

This monitor has a built-in power management system called PowerSaver. This system saves energy by switching your monitor to low-power mode when it has not been used for a certain amount of time. The monitor automatically returns to normal operation when you press a key on the keyboard. For energy conservation, turn your monitor OFF when it is not needed, or when leaving it unattended for long periods. The PowerSaver system operates with a VESA DPM compliant video card installed in your computer. Use the software utility installed on your computer to set up this feature.

State	Normal Operation	Power saving mode	Power off (Power button) EPA/ENERGY 2000
Power Indicator	On	Blinking	Off
Power Consumption	20 watts	Less than 1 watts	Less than 1 watts



This monitor is EPA ENERGY STAR<sup>®</sup> compliant and ENERGY 2000 compliant when used with a computer equipped with VESA DPM functionality.

As an ENERGY STAR<sup>®</sup> Partner, SAMSUNG has determined that this product meets the ENERGY STAR<sup>®</sup> guidelines for energy efficiency.

# Specifications

## Preset Timing Modes

If the signal transferred from the computer is the same as the following Preset Timing Modes, the screen will be adjusted automatically. However, if the signal differs, the screen may go blank while the power LED is on. Refer to the video card manual and adjusts the screen as follows.

Display Mode	Horizontal Frequency (kHz)	Vertical Frequency (Hz)	Pixel Clock (MHz)	Sync Polarity (H/V)
IBM, 640 x 350	31.469	70.086	25.175	+/-
IBM, 640 x 480	31.469	59.940	25.175	-/-
IBM, 720 x 400	31.469	70.087	28.322	-/+
MAC, 640 x 480	35.000	66.667	30.240	-/-
MAC, 832 x 624	49.726	74.551	57.284	-/-
MAC, 1152 x 870	68.681	75.062	100.000	-/-
VESA, 640 x 480	37.861	72.809	31.500	-/-
VESA, 640 x 480	37.500	75.000	31.500	-/-
VESA, 800 x 600	35.156	56.250	36.000	+/+
VESA, 800 x 600	37.879	60.317	40.000	+/+
VESA, 800 x 600	48.077	72.188	50.000	+/+
VESA, 800 x 600	46.875	75.000	49.500	+/+
VESA, 1024 x 768	48.363	60.004	65.000	-/-
VESA, 1024 x 768	56.476	70.069	75.000	-/-
VESA, 1024 x 768	60.023	75.029	78.750	+/+
VESA, 1152 x 864	67.500	75.000	108.000	+/+
VESA, 1280 X 960	60.000	60.000	108.000	+/+
VESA, 1280 X 1024	63.981	60.020	108.000	+/+
VESA, 1280 X 1024	79.976	75.025	135.000	+/+
VESA, 1280 x 800	49.702	59.810	83.500	-/+

### Horizontal Frequency

The time to scan one line connecting the right edge to the left edge of the screen horizontally is called the Horizontal Cycle and the inverse number of the Horizontal Cycle is called the Horizontal Frequency. Unit: kHz

### Vertical Frequency

Like a fluorescent lamp, the screen has to repeat the same image many times per second to display an image to the user. The frequency of this repetition is called the Vertical Frequency or Refresh Rate. Unit: Hz



# Specifications

---

## General

### General

Model Name SyncMaster 743AX

### LCD Panel

Size 17 inch (43 cm)

Display area 337.920 mm (H) x 270.336 mm (V)

Pixel Pitch 0.264 mm (H) x 0.264 mm (V)

### Synchronization

Horizontal 30 ~ 81 kHz

Vertical 56 ~ 75 Hz

### Display Color

16.7M

### Resolution

Optimum resolution 1280 x 1024@60 Hz

Maximum resolution 1280 x 1024@75 Hz

### Input Signal, Terminated

RGB Analog

0.7 Vp-p  $\pm$  5 %

Separate H/V sync, Composite, SOG

TTL level (V high  $\geq$  2.0 V, V low  $\leq$  0.8 V)

### Maximum Pixel Clock

135 MHz (Analog)

### Power Supply

AC 100 - 240 V~ (+/- 10 %), 50/60 Hz  $\pm$  3 Hz

### Signal Cable

15pin - to - 15pin D-sub cable, Detachable

### Dimensions (W x H x D) / Weight (Simple Stand)

368.0 x 307.4 x 68.4 mm (14.5 x 12.1 x 2.7 inch)(Without Stand)



# Specifications

---

## PowerSaver

This monitor has a built-in power management system called PowerSaver. This system saves energy by switching your monitor to low-power mode when it has not been used for a certain amount of time. The monitor automatically returns to normal operation when you press a key on the keyboard. For energy conservation, turn your monitor OFF when it is not needed, or when leaving it unattended for long periods. The PowerSaver system operates with a VESA DPM compliant video card installed in your computer. Use the software utility installed on your computer to set up this feature.

State	Normal Operation	Power saving mode	Power off (Power button) EPA/ENERGY 2000
Power Indicator	On	Blinking	Off
Power Consumption	20 watts	Less than 1 watts	Less than 1 watts



This monitor is EPA ENERGY STAR<sup>®</sup> compliant and ENERGY 2000 compliant when used with a computer equipped with VESA DPM functionality.

As an ENERGY STAR<sup>®</sup> Partner, SAMSUNG has determined that this product meets the ENERGY STAR<sup>®</sup> guidelines for energy efficiency.



# Specifications

## Preset Timing Modes

If the signal transferred from the computer is the same as the following Preset Timing Modes, the screen will be adjusted automatically. However, if the signal differs, the screen may go blank while the power LED is on. Refer to the video card manual and adjusts the screen as follows.

Display Mode	Horizontal Frequency (kHz)	Vertical Frequency (Hz)	Pixel Clock (MHz)	Sync Polarity (H/V)
IBM, 640 x 350	31.469	70.086	25.175	+/-
IBM, 640 x 480	31.469	59.940	25.175	-/-
IBM, 720 x 400	31.469	70.087	28.322	-/+
MAC, 640 x 480	35.000	66.667	30.240	-/-
MAC, 832 x 624	49.726	74.551	57.284	-/-
MAC, 1152 x 870	68.681	75.062	100.000	-/-
VESA, 640 x 480	37.861	72.809	31.500	-/-
VESA, 640 x 480	37.500	75.000	31.500	-/-
VESA, 800 x 600	35.156	56.250	36.000	+/+
VESA, 800 x 600	37.879	60.317	40.000	+/+
VESA, 800 x 600	48.077	72.188	50.000	+/+
VESA, 800 x 600	46.875	75.000	49.500	+/+
VESA, 1024 x 768	48.363	60.004	65.000	-/-
VESA, 1024 x 768	56.476	70.069	75.000	-/-
VESA, 1024 x 768	60.023	75.029	78.750	+/+
VESA, 1152 x 864	67.500	75.000	108.000	+/+
VESA, 1280 X 960	60.000	60.000	108.000	+/+
VESA, 1280 X 1024	63.981	60.020	108.000	+/+
VESA, 1280 X 1024	79.976	75.025	135.000	+/+
VESA, 1280 x 800	49.702	59.810	83.500	-/+

### Horizontal Frequency

The time to scan one line connecting the right edge to the left edge of the screen horizontally is called the Horizontal Cycle and the inverse number of the Horizontal Cycle is called the Horizontal Frequency. Unit: kHz

### Vertical Frequency

Like a fluorescent lamp, the screen has to repeat the same image many times per second to display an image to the user. The frequency of this repetition is called the Vertical Frequency or Refresh Rate. Unit: Hz



# Specifications

---

## General

### General

Model Name SyncMaster 743AXPLUS

### LCD Panel

Size 17 inch (43 cm)  
Display area 337.920 mm (H) x 270.336 mm (V)  
Pixel Pitch 0.264 mm (H) x 0.264 mm (V)

### Synchronization

Horizontal 30 ~ 81 kHz  
Vertical 56 ~ 75 Hz

### Display Color

16.7M

### Resolution

Optimum resolution 1280 x 1024@60 Hz  
Maximum resolution 1280 x 1024@75 Hz

### Input Signal, Terminated

RGB Analog

0.7 Vp-p  $\pm$  5 %

Separate H/V sync, Composite, SOG

TTL level (V high  $\geq$  2.0 V, V low  $\leq$  0.8 V)

### Maximum Pixel Clock

135 MHz (Analog)

### Power Supply

AC 100 - 240 V $\sim$  (+/- 10 %), 50/60 Hz  $\pm$  3 Hz

### Signal Cable

15pin - to - 15pin D-sub cable, Detachable

### Dimensions (W x H x D) / Weight (Simple Stand)

368.0 x 307.4 x 68.4 mm (14.5 x 12.1 x 2.7 inch)(Without Stand)

368.0 x 386.2 x 185.0 mm (14.5 x 15.2 x 7.3 inch)(With Stand) / 3.6 kg (7.9 lbs)

**Dimensions (W x H x D) / Weight (HAS Stand)**

368.0 x 307.4 x 65.5 mm (14.5 x 12.1 x 2.6 inch)(Without Stand)

368.0 x 367.2 x 190.0 mm (14.5 x 14.5 x 7.5 inch)(With Stand) / 4.75 kg (10.5 lbs)

**VESA Mounting Interface**

75 mm x 75 mm (For use with Specialty(Arm) Mounting hardware.)

**Environmental considerations**

Operating Temperature : 50°F ~ 104°F (10°C ~ 40°C)

Humidity : 10 % ~ 80 %, non-condensing

Storage Temperature : -4°F ~ 113°F (-20°C ~ 45°C)

Humidity : 5 % ~ 95 %, non-condensing

**Plug and Play Capability**

This monitor can be installed on any Plug & Play compatible system. The interaction of the monitor and the computer systems will provide the best operating conditions and monitor settings. In most cases, the monitor installation will proceed automatically, unless the user wishes to select alternate settings.

**Dot Acceptable**

TFT-LCD panels manufactured by using advanced semiconductor technology with precision of 1ppm (one millionth) above are used for this product. But the pixels of RED, GREEN, BLUE and WHITE color appear to be bright sometimes or some black pixels may be seen. This is not from bad quality and you can use it without any problems.



**Note**

Design and specifications are subject to change without prior notice.



**Class B Equipment (Information Communication equipment for residential use)**

This product complies with the Electromagnetic Compatibility Directives for residential use and can be used in all areas including common residential areas. (Class B equipment emits less electromagnetic waves than Class A equipment.)

# Specifications

---

## PowerSaver

This monitor has a built-in power management system called PowerSaver. This system saves energy by switching your monitor to low-power mode when it has not been used for a certain amount of time. The monitor automatically returns to normal operation when you press a key on the keyboard. For energy conservation, turn your monitor OFF when it is not needed, or when leaving it unattended for long periods. The PowerSaver system operates with a VESA DPM compliant video card installed in your computer. Use the software utility installed on your computer to set up this feature.

State	Normal Operation	Power saving mode	Power off (Power button) EPA/ENERGY 2000
Power Indicator	On	Blinking	Off
Power Consumption	20 watts	Less than 1 watts	Less than 1 watts



This monitor is EPA ENERGY STAR<sup>®</sup> compliant and ENERGY 2000 compliant when used with a computer equipped with VESA DPM functionality.

As an ENERGY STAR<sup>®</sup> Partner, SAMSUNG has determined that this product meets the ENERGY STAR<sup>®</sup> guidelines for energy efficiency.

# Specifications

## Preset Timing Modes

If the signal transferred from the computer is the same as the following Preset Timing Modes, the screen will be adjusted automatically. However, if the signal differs, the screen may go blank while the power LED is on. Refer to the video card manual and adjusts the screen as follows.

Display Mode	Horizontal Frequency (kHz)	Vertical Frequency (Hz)	Pixel Clock (MHz)	Sync Polarity (H/V)
IBM, 640 x 350	31.469	70.086	25.175	+/-
IBM, 640 x 480	31.469	59.940	25.175	-/-
IBM, 720 x 400	31.469	70.087	28.322	-/+
MAC, 640 x 480	35.000	66.667	30.240	-/-
MAC, 832 x 624	49.726	74.551	57.284	-/-
MAC, 1152 x 870	68.681	75.062	100.000	-/-
VESA, 640 x 480	37.861	72.809	31.500	-/-
VESA, 640 x 480	37.500	75.000	31.500	-/-
VESA, 800 x 600	35.156	56.250	36.000	+/+
VESA, 800 x 600	37.879	60.317	40.000	+/+
VESA, 800 x 600	48.077	72.188	50.000	+/+
VESA, 800 x 600	46.875	75.000	49.500	+/+
VESA, 1024 x 768	48.363	60.004	65.000	-/-
VESA, 1024 x 768	56.476	70.069	75.000	-/-
VESA, 1024 x 768	60.023	75.029	78.750	+/+
VESA, 1152 x 864	67.500	75.000	108.000	+/+
VESA, 1280 X 960	60.000	60.000	108.000	+/+
VESA, 1280 X 1024	63.981	60.020	108.000	+/+
VESA, 1280 X 1024	79.976	75.025	135.000	+/+
VESA, 1280 x 800	49.702	59.810	83.500	-/+

### Horizontal Frequency

The time to scan one line connecting the right edge to the left edge of the screen horizontally is called the Horizontal Cycle and the inverse number of the Horizontal Cycle is called the Horizontal Frequency. Unit: kHz

### Vertical Frequency

Like a fluorescent lamp, the screen has to repeat the same image many times per second to display an image to the user. The frequency of this repetition is called the Vertical Frequency or Refresh Rate. Unit: Hz



# Specifications

---

## General

### General

Model Name                      SyncMaster 743B

### LCD Panel

Size                                      17 inch (43 cm)  
Display area                      337.920 mm (H) x 270.336 mm (V)  
Pixel Pitch                          0.264 mm (H) x 0.264 mm (V)

### Synchronization

Horizontal                          30 ~ 81 kHz  
Vertical                                56 ~ 75 Hz

### Display Color

16.7M

### Resolution

Optimum resolution              1280 x 1024@60 Hz  
Maximum resolution              1280 x 1024@75 Hz

### Input Signal, Terminated

RGB Analog, DVI(Digital Visual Interface) Compliant Digital RGB

0.7 Vp-p ± 5 %

Separate H/V sync, Composite, SOG

TTL level (V high ≥ 2.0 V, V low ≤ 0.8 V)

### Maximum Pixel Clock

135 MHz (Analog, Digital)

### Power Supply

AC 100 - 240 V~ (+/- 10 %), 50/60 Hz ± 3 Hz

### Signal Cable

15pin-to- 15pin D-sub cable, Detachable

DVI-D to DVI-D connector, Detachable

### Dimensions (W x H x D) / Weight (Simple Stand)

368.0 x 307.4 x 68.4 mm / 14.5 x 12.1 x 6.86 inch (Without Stand)

368.0 x 386.2 x 185.0 mm / 14.5 x 15.5 x 18.54 inch (With Stand), 3.6 kg / 7.9 lbs

### Dimensions (W x H x D) / Weight (HAS Stand)

368.0 x 307.4 x 65.5 mm / 14.5 x 12.1 x 6.60 inch (Without Stand)

368.0 x 367.2 x 190.0 mm / 14.5 x 14.5 x 19.05 inch (With Stand), 4.664 kg / 10.3 lbs

### VESA Mounting Interface

75 mm x 75 mm (For use with Specialty(Arm) Mounting hardware.)

### Environmental considerations

Operating	Temperature : 50°F ~ 104°F (10°C ~ 40°C)
	Humidity : 10 % ~ 80 %, non-condensing
Storage	Temperature : -4°F ~ 113°F (-20°C ~ 45°C)
	Humidity : 5 % ~ 95 %, non-condensing

### Plug and Play Capability

This monitor can be installed on any Plug & Play compatible system. The interaction of the monitor and the computer systems will provide the best operating conditions and monitor settings. In most cases, the monitor installation will proceed automatically, unless the user wishes to select alternate settings.

### Dot Acceptable

TFT-LCD panels manufactured by using advanced semiconductor technology with precision of 1ppm (one millionth) above are used for this product. But the pixels of RED, GREEN, BLUE and WHITE color appear to be bright sometimes or some black pixels may be seen. This is not from bad quality and you can use it without any problems.



#### **Note**

Design and specifications are subject to change without prior notice.



#### **Class B Equipment (Information Communication equipment for residential use)**

This product complies with the Electromagnetic Compatibility Directives for residential use and can be used in all areas including common residential areas. (Class B equipment emits less electromagnetic waves than Class A equipment.)

# Specifications

---

## **PowerSaver**

This monitor has a built-in power management system called PowerSaver. This system saves energy by switching your monitor to low-power mode when it has not been used for a certain amount of time. The monitor automatically returns to normal operation when you press a key on the keyboard. For energy conservation, turn your monitor OFF when it is not needed, or when leaving it unattended for long periods. The PowerSaver system operates with a VESA DPM compliant video card installed in your computer. Use the software utility installed on your computer to set up this feature.

<b>State</b>	<b>Normal Operation</b>	<b>Power saving mode</b>	<b>Power off (Power button) EPA/ENERGY 2000</b>
Power Indicator	Blue	Blue blinking	Off
Power Consumption	30 watts	Less than 1 watts	Less than 1 watts



This monitor is EPA ENERGY STAR<sup>®</sup> compliant and ENERGY2000 compliant when used with a computer equipped with VESA DPM functionality.

As an ENERGY STAR<sup>®</sup> Partner, SAMSUNG has determined that this product meets the ENERGY STAR<sup>®</sup> guidelines for energy efficiency.



# Specifications

## Preset Timing Modes

If the signal transferred from the computer is the same as the following Preset Timing Modes, the screen will be adjusted automatically. However, if the signal differs, the screen may go blank while the power LED is on. Refer to the video card manual and adjusts the screen as follows.

Display Mode	Horizontal Frequency (kHz)	Vertical Frequency (Hz)	Pixel Clock (MHz)	Sync Polarity (H/V)
IBM, 640 x 350	31.469	70.086	25.175	+/-
IBM, 640 x 480	31.469	59.940	25.175	-/-
IBM, 720 x 400	31.469	70.087	28.322	-/+
MAC, 640 x 480	35.000	66.667	30.240	-/-
MAC, 832 x 624	49.726	74.551	57.284	-/-
MAC, 1152 x 870	68.681	75.062	100.000	-/-
VESA, 640 x 480	37.861	72.809	31.500	-/-
VESA, 640 x 480	37.500	75.000	31.500	-/-
VESA, 800 x 600	35.156	56.250	36.000	+/+
VESA, 800 x 600	37.879	60.317	40.000	+/+
VESA, 800 x 600	48.077	72.188	50.000	+/+
VESA, 800 x 600	46.875	75.000	49.500	+/+
VESA, 1024 x 768	48.363	60.004	65.000	-/-
VESA, 1024 x 768	56.476	70.069	75.000	-/-
VESA, 1024 x 768	60.023	75.029	78.750	+/+
VESA, 1152 x 864	67.500	75.000	108.000	+/+
VESA, 1280 X 960	60.000	60.000	108.000	+/+
VESA, 1280 X 1024	63.981	60.020	108.000	+/+
VESA, 1280 X 1024	79.976	75.025	135.000	+/+
VESA, 1280 x 800	49.702	59.810	83.500	-/+

### Horizontal Frequency

The time to scan one line connecting the right edge to the left edge of the screen horizontally is called the Horizontal Cycle and the inverse number of the Horizontal Cycle is called the Horizontal Frequency. Unit: kHz

### Vertical Frequency

Like a fluorescent lamp, the screen has to repeat the same image many times per second to display an image to the user. The frequency of this repetition is called the Vertical Frequency or Refresh Rate. Unit: Hz



# Specifications

---

## General

### General

Model Name SyncMaster 743BPLUS

### LCD Panel

Size 17 inch (43 cm)

Display area 337.920 mm (H) x 270.336 mm (V)

Pixel Pitch 0.264 mm (H) x 0.264 mm (V)

### Synchronization

Horizontal 30 ~ 81 kHz

Vertical 56 ~ 75 Hz

### Display Color

16.7M

### Resolution

Optimum resolution 1280 x 1024@60 Hz

Maximum resolution 1280 x 1024@75 Hz

### Input Signal, Terminated

RGB Analog, DVI(Digital Visual Interface) Compliant Digital RGB

0.7 Vp-p  $\pm$  5 %

Separate H/V sync, Composite, SOG

TTL level (V high  $\geq$  2.0 V, V low  $\leq$  0.8 V)

### Maximum Pixel Clock

135 MHz (Analog, Digital)

### Power Supply

AC 100 - 240 V~ (+/- 10 %), 50/60 Hz  $\pm$  3 Hz

### Signal Cable

15pin-to- 15pin D-sub cable, Detachable

DVI-D to DVI-D connector, Detachable

### Dimensions (W x H x D) / Weight (Simple Stand)

368.0 x 307.4 x 68.4 mm / 14.5 x 12.1 x 6.86 inch (Without Stand)

368.0 x 386.2 x 185.0 mm / 14.5 x 15.5 x 18.54 inch (With Stand), 3.6 kg / 7.9 lbs

### Dimensions (W x H x D) / Weight (HAS Stand)

368.0 x 307.4 x 65.5 mm / 14.5 x 12.1 x 6.60 inch (Without Stand)

368.0 x 367.2 x 190.0 mm / 14.5 x 14.5 x 19.05 inch (With Stand), 4.664 kg / 10.3 lbs

### VESA Mounting Interface

75 mm x 75 mm (For use with Specialty(Arm) Mounting hardware.)

### Environmental considerations

Operating	Temperature : 50°F ~ 104°F (10°C ~ 40°C)
	Humidity : 10 % ~ 80 %, non-condensing
Storage	Temperature : -4°F ~ 113°F (-20°C ~ 45°C)
	Humidity : 5 % ~ 95 %, non-condensing

### Plug and Play Capability

This monitor can be installed on any Plug & Play compatible system. The interaction of the monitor and the computer systems will provide the best operating conditions and monitor settings. In most cases, the monitor installation will proceed automatically, unless the user wishes to select alternate settings.

### Dot Acceptable

TFT-LCD panels manufactured by using advanced semiconductor technology with precision of 1ppm (one millionth) above are used for this product. But the pixels of RED, GREEN, BLUE and WHITE color appear to be bright sometimes or some black pixels may be seen. This is not from bad quality and you can use it without any problems.

#### **Note**

Design and specifications are subject to change without prior notice.

#### **Class B Equipment (Information Communication equipment for residential use)**

This product complies with the Electromagnetic Compatibility Directives for residential use and can be used in all areas including common residential areas. (Class B equipment emits less electromagnetic waves than Class A equipment.)

# Specifications

## PowerSaver

This monitor has a built-in power management system called PowerSaver. This system saves energy by switching your monitor to low-power mode when it has not been used for a certain amount of time. The monitor automatically returns to normal operation when you press a key on the keyboard. For energy conservation, turn your monitor OFF when it is not needed, or when leaving it unattended for long periods. The PowerSaver system operates with a VESA DPM compliant video card installed in your computer. Use the software utility installed on your computer to set up this feature.

State	Normal Operation	Power saving mode	Power off (Power button) EPA/ENERGY 2000
Power Indicator	Blue	Blue blinking	Off
Power Consumption	30 watts	Less than 1 watts	Less than 1 watts



This monitor is EPA ENERGY STAR<sup>®</sup> compliant and ENERGY2000 compliant when used with a computer equipped with VESA DPM functionality.

As an ENERGY STAR<sup>®</sup> Partner, SAMSUNG has determined that this product meets the ENERGY STAR<sup>®</sup> guidelines for energy efficiency.

# Specifications

## Preset Timing Modes

If the signal transferred from the computer is the same as the following Preset Timing Modes, the screen will be adjusted automatically. However, if the signal differs, the screen may go blank while the power LED is on. Refer to the video card manual and adjusts the screen as follows.

Display Mode	Horizontal Frequency (kHz)	Vertical Frequency (Hz)	Pixel Clock (MHz)	Sync Polarity (H/V)
IBM, 640 x 350	31.469	70.086	25.175	+/-
IBM, 640 x 480	31.469	59.940	25.175	-/-
IBM, 720 x 400	31.469	70.087	28.322	-/+
MAC, 640 x 480	35.000	66.667	30.240	-/-
MAC, 832 x 624	49.726	74.551	57.284	-/-
MAC, 1152 x 870	68.681	75.062	100.000	-/-
VESA, 640 x 480	37.861	72.809	31.500	-/-
VESA, 640 x 480	37.500	75.000	31.500	-/-
VESA, 800 x 600	35.156	56.250	36.000	+/+
VESA, 800 x 600	37.879	60.317	40.000	+/+
VESA, 800 x 600	48.077	72.188	50.000	+/+
VESA, 800 x 600	46.875	75.000	49.500	+/+
VESA, 1024 x 768	48.363	60.004	65.000	-/-
VESA, 1024 x 768	56.476	70.069	75.000	-/-
VESA, 1024 x 768	60.023	75.029	78.750	+/+
VESA, 1152 x 864	67.500	75.000	108.000	+/+
VESA, 1280 X 960	60.000	60.000	108.000	+/+
VESA, 1280 X 1024	63.981	60.020	108.000	+/+
VESA, 1280 X 1024	79.976	75.025	135.000	+/+
VESA, 1280 x 800	49.702	59.810	83.500	-/+

### Horizontal Frequency

The time to scan one line connecting the right edge to the left edge of the screen horizontally is called the Horizontal Cycle and the inverse number of the Horizontal Cycle is called the Horizontal Frequency. Unit: kHz

### Vertical Frequency

Like a fluorescent lamp, the screen has to repeat the same image many times per second to display an image to the user. The frequency of this repetition is called the Vertical Frequency or Refresh Rate. Unit: Hz



# Specifications

---

## General

### General

Model Name SyncMaster 743BX

### LCD Panel

Size 17 inch (43 cm)

Display area 337.920 mm (H) x 270.336 mm (V)

Pixel Pitch 0.264 mm (H) x 0.264 mm (V)

### Synchronization

Horizontal 30 ~ 81 kHz

Vertical 56 ~ 75 Hz

### Display Color

16.7M

### Resolution

Optimum resolution 1280 x 1024@60 Hz

Maximum resolution 1280 x 1024@75 Hz

### Input Signal, Terminated

RGB Analog, DVI(Digital Visual Interface) Compliant Digital RGB

0.7 Vp-p  $\pm$  5 %

Separate H/V sync, Composite, SOG

TTL level (V high  $\geq$  2.0 V, V low  $\leq$  0.8 V)

### Maximum Pixel Clock

135 MHz (Analog, Digital)

### Power Supply

AC 100 - 240 V $\sim$  (+/- 10 %), 50/60 Hz  $\pm$  3 Hz

### Signal Cable

15pin-to- 15pin D-sub cable, Detachable

DVI-D to DVI-D connector, Detachable

### Dimensions (W x H x D) / Weight (Simple Stand)

368.0 x 307.4 x 68.4 mm / 14.5 x 12.1 x 6.86 inch (Without Stand)

368.0 x 386.2 x 185.0 mm / 14.5 x 15.5 x 18.54 inch (With Stand), 3.6 kg / 7.9 lbs

### Dimensions (W x H x D) / Weight (HAS Stand)

368.0 x 307.4 x 65.5 mm / 14.5 x 12.1 x 6.60 inch (Without Stand)

368.0 x 367.2 x 190.0 mm / 14.5 x 14.5 x 19.05 inch (With Stand), 4.664 kg / 10.3 lbs

### VESA Mounting Interface

75 mm x 75 mm (For use with Specialty(Arm) Mounting hardware.)

### Environmental considerations

Operating	Temperature : 50°F ~ 104°F (10°C ~ 40°C)
	Humidity : 10 % ~ 80 %, non-condensing
Storage	Temperature : -4°F ~ 113°F (-20°C ~ 45°C)
	Humidity : 5 % ~ 95 %, non-condensing

### Plug and Play Capability

This monitor can be installed on any Plug & Play compatible system. The interaction of the monitor and the computer systems will provide the best operating conditions and monitor settings. In most cases, the monitor installation will proceed automatically, unless the user wishes to select alternate settings.

### Dot Acceptable

TFT-LCD panels manufactured by using advanced semiconductor technology with precision of 1ppm (one millionth) above are used for this product. But the pixels of RED, GREEN, BLUE and WHITE color appear to be bright sometimes or some black pixels may be seen. This is not from bad quality and you can use it without any problems.



#### **Note**

Design and specifications are subject to change without prior notice.



#### **Class B Equipment (Information Communication equipment for residential use)**

This product complies with the Electromagnetic Compatibility Directives for residential use and can be used in all areas including common residential areas. (Class B equipment emits less electromagnetic waves than Class A equipment.)

# Specifications

---

## **PowerSaver**

This monitor has a built-in power management system called PowerSaver. This system saves energy by switching your monitor to low-power mode when it has not been used for a certain amount of time. The monitor automatically returns to normal operation when you press a key on the keyboard. For energy conservation, turn your monitor OFF when it is not needed, or when leaving it unattended for long periods. The PowerSaver system operates with a VESA DPM compliant video card installed in your computer. Use the software utility installed on your computer to set up this feature.

<b>State</b>	<b>Normal Operation</b>	<b>Power saving mode</b>	<b>Power off (Power button) EPA/ENERGY 2000</b>
Power Indicator	Blue	Blue blinking	Off
Power Consumption	30 watts	Less than 1 watts	Less than 1 watts



This monitor is EPA ENERGY STAR<sup>®</sup> compliant and ENERGY2000 compliant when used with a computer equipped with VESA DPM functionality.

As an ENERGY STAR<sup>®</sup> Partner, SAMSUNG has determined that this product meets the ENERGY STAR<sup>®</sup> guidelines for energy efficiency.



# Specifications

## Preset Timing Modes

If the signal transferred from the computer is the same as the following Preset Timing Modes, the screen will be adjusted automatically. However, if the signal differs, the screen may go blank while the power LED is on. Refer to the video card manual and adjusts the screen as follows.

Display Mode	Horizontal Frequency (kHz)	Vertical Frequency (Hz)	Pixel Clock (MHz)	Sync Polarity (H/V)
IBM, 640 x 350	31.469	70.086	25.175	+/-
IBM, 640 x 480	31.469	59.940	25.175	-/-
IBM, 720 x 400	31.469	70.087	28.322	-/+
MAC, 640 x 480	35.000	66.667	30.240	-/-
MAC, 832 x 624	49.726	74.551	57.284	-/-
MAC, 1152 x 870	68.681	75.062	100.000	-/-
VESA, 640 x 480	37.861	72.809	31.500	-/-
VESA, 640 x 480	37.500	75.000	31.500	-/-
VESA, 800 x 600	35.156	56.250	36.000	+/+
VESA, 800 x 600	37.879	60.317	40.000	+/+
VESA, 800 x 600	48.077	72.188	50.000	+/+
VESA, 800 x 600	46.875	75.000	49.500	+/+
VESA, 1024 x 768	48.363	60.004	65.000	-/-
VESA, 1024 x 768	56.476	70.069	75.000	-/-
VESA, 1024 x 768	60.023	75.029	78.750	+/+
VESA, 1152 x 864	67.500	75.000	108.000	+/+
VESA, 1280 X 960	60.000	60.000	108.000	+/+
VESA, 1280 X 1024	63.981	60.020	108.000	+/+
VESA, 1280 X 1024	79.976	75.025	135.000	+/+
VESA, 1280 x 800	49.702	59.810	83.500	-/+

### Horizontal Frequency

The time to scan one line connecting the right edge to the left edge of the screen horizontally is called the Horizontal Cycle and the inverse number of the Horizontal Cycle is called the Horizontal Frequency. Unit: kHz

### Vertical Frequency

Like a fluorescent lamp, the screen has to repeat the same image many times per second to display an image to the user. The frequency of this repetition is called the Vertical Frequency or Refresh Rate. Unit: Hz



# Specifications

---

## General

### General

Model Name SyncMaster 743BXPLUS

### LCD Panel

Size 17 inch (43 cm)

Display area 337.920 mm (H) x 270.336 mm (V)

Pixel Pitch 0.264 mm (H) x 0.264 mm (V)

### Synchronization

Horizontal 30 ~ 81 kHz

Vertical 56 ~ 75 Hz

### Display Color

16.7M

### Resolution

Optimum resolution 1280 x 1024@60 Hz

Maximum resolution 1280 x 1024@75 Hz

### Input Signal, Terminated

RGB Analog, DVI(Digital Visual Interface) Compliant Digital RGB

0.7 V<sub>p-p</sub> ± 5 %

Separate H/V sync, Composite, SOG

TTL level (V high ≥ 2.0 V, V low ≤ 0.8 V)

### Maximum Pixel Clock

135 MHz (Analog, Digital)

### Power Supply

AC 100 - 240 V<sub>~</sub> (+/- 10 %), 50/60 Hz ± 3 Hz

### Signal Cable

15pin-to- 15pin D-sub cable, Detachable

DVI-D to DVI-D connector, Detachable

### Dimensions (W x H x D) / Weight (Simple Stand)

368.0 x 307.4 x 68.4 mm / 14.5 x 12.1 x 6.86 inch (Without Stand)

368.0 x 386.2 x 185.0 mm / 14.5 x 15.5 x 18.54 inch (With Stand), 3.6 kg / 7.9 lbs

### Dimensions (W x H x D) / Weight (HAS Stand)

368.0 x 307.4 x 65.5 mm / 14.5 x 12.1 x 6.60 inch (Without Stand)

368.0 x 367.2 x 190.0 mm / 14.5 x 14.5 x 19.05 inch (With Stand), 4.664 kg / 10.3 lbs

### VESA Mounting Interface

75 mm x 75 mm (For use with Specialty(Arm) Mounting hardware.)

### Environmental considerations

Operating	Temperature : 50°F ~ 104°F (10°C ~ 40°C)
	Humidity : 10 % ~ 80 %, non-condensing
Storage	Temperature : -4°F ~ 113°F (-20°C ~ 45°C)
	Humidity : 5 % ~ 95 %, non-condensing

### Plug and Play Capability

This monitor can be installed on any Plug & Play compatible system. The interaction of the monitor and the computer systems will provide the best operating conditions and monitor settings. In most cases, the monitor installation will proceed automatically, unless the user wishes to select alternate settings.

### Dot Acceptable

TFT-LCD panels manufactured by using advanced semiconductor technology with precision of 1ppm (one millionth) above are used for this product. But the pixels of RED, GREEN, BLUE and WHITE color appear to be bright sometimes or some black pixels may be seen. This is not from bad quality and you can use it without any problems.



#### Note

Design and specifications are subject to change without prior notice.



#### Class B Equipment (Information Communication equipment for residential use)

This product complies with the Electromagnetic Compatibility Directives for residential use and can be used in all areas including common residential areas. (Class B equipment emits less electromagnetic waves than Class A equipment.)

# Specifications

---

## **PowerSaver**

This monitor has a built-in power management system called PowerSaver. This system saves energy by switching your monitor to low-power mode when it has not been used for a certain amount of time. The monitor automatically returns to normal operation when you press a key on the keyboard. For energy conservation, turn your monitor OFF when it is not needed, or when leaving it unattended for long periods. The PowerSaver system operates with a VESA DPM compliant video card installed in your computer. Use the software utility installed on your computer to set up this feature.

<b>State</b>	<b>Normal Operation</b>	<b>Power saving mode</b>	<b>Power off (Power button) EPA/ENERGY 2000</b>
Power Indicator	Blue	Blue blinking	Off
Power Consumption	30 watts	Less than 1 watts	Less than 1 watts



This monitor is EPA ENERGY STAR<sup>®</sup> compliant and ENERGY2000 compliant when used with a computer equipped with VESA DPM functionality.

As an ENERGY STAR<sup>®</sup> Partner, SAMSUNG has determined that this product meets the ENERGY STAR<sup>®</sup> guidelines for energy efficiency.

# Specifications

## Preset Timing Modes

If the signal transferred from the computer is the same as the following Preset Timing Modes, the screen will be adjusted automatically. However, if the signal differs, the screen may go blank while the power LED is on. Refer to the video card manual and adjusts the screen as follows.

Display Mode	Horizontal Frequency (kHz)	Vertical Frequency (Hz)	Pixel Clock (MHz)	Sync Polarity (H/V)
IBM, 640 x 350	31.469	70.086	25.175	+/-
IBM, 640 x 480	31.469	59.940	25.175	-/-
IBM, 720 x 400	31.469	70.087	28.322	-/+
MAC, 640 x 480	35.000	66.667	30.240	-/-
MAC, 832 x 624	49.726	74.551	57.284	-/-
MAC, 1152 x 870	68.681	75.062	100.000	-/-
VESA, 640 x 480	37.861	72.809	31.500	-/-
VESA, 640 x 480	37.500	75.000	31.500	-/-
VESA, 800 x 600	35.156	56.250	36.000	+/+
VESA, 800 x 600	37.879	60.317	40.000	+/+
VESA, 800 x 600	48.077	72.188	50.000	+/+
VESA, 800 x 600	46.875	75.000	49.500	+/+
VESA, 1024 x 768	48.363	60.004	65.000	-/-
VESA, 1024 x 768	56.476	70.069	75.000	-/-
VESA, 1024 x 768	60.023	75.029	78.750	+/+
VESA, 1152 x 864	67.500	75.000	108.000	+/+
VESA, 1280 X 960	60.000	60.000	108.000	+/+
VESA, 1280 X 1024	63.981	60.020	108.000	+/+
VESA, 1280 X 1024	79.976	75.025	135.000	+/+
VESA, 1280 x 800	49.702	59.810	83.500	-/+

### Horizontal Frequency

The time to scan one line connecting the right edge to the left edge of the screen horizontally is called the Horizontal Cycle and the inverse number of the Horizontal Cycle is called the Horizontal Frequency. Unit: kHz

### Vertical Frequency

Like a fluorescent lamp, the screen has to repeat the same image many times per second to display an image to the user. The frequency of this repetition is called the Vertical Frequency or Refresh Rate. Unit: Hz



# Specifications

---

## General

### General

Model Name SyncMaster 743E

### LCD Panel

Size 17 inch (43 cm)

Display area 337.920 mm (H) x 270.336 mm (V)

Pixel Pitch 0.264 mm (H) x 0.264 mm (V)

### Synchronization

Horizontal 30 ~ 81 kHz

Vertical 56 ~ 75 Hz

### Display Color

16.7M

### Resolution

Optimum resolution 1280 x 1024@60 Hz

Maximum resolution 1280 x 1024@75 Hz

### Input Signal, Terminated

RGB Analog, DVI(Digital Visual Interface) Compliant Digital RGB

0.7 V<sub>p-p</sub> ± 5 %

Separate H/V sync, Composite, SOG

TTL level (V high ≥ 2.0 V, V low ≤ 0.8 V)

### Maximum Pixel Clock

135 MHz (Analog, Digital)

### Power Supply

AC 100 - 240 V~ (+/- 10 %), 50/60 Hz ± 3 Hz

### Signal Cable

15pin - to - 15pin D-sub cable, Detachable

DVI-D to DVI-D connector, Detachable

### Dimensions (W x H x D) / Weight (Simple Stand)

368.0 x 307.4 x 68.4 mm ( 14.5 x 12.1 x 2.7 inch) (Without Stand)

368.0 x 386.2 x 185.0 mm ( 14.5 x 15.5 x 7.3 inch) (With Stand)/ 3.6 kg ( 7.9 lbs)

### Dimensions (W x H x D) / Weight (HAS Stand)

368.0 x 307.4 x 65.5 mm (14.5 x 12.1 x 2.6 inch) (Without Stand)

368.0 x 367.2 x 190.0 mm ( 14.5 x 14.5 x 7.5 inch) (With Stand)/ 4.75 kg ( 10.5 lbs)

### VESA Mounting Interface

75 mm x 75 mm (For use with Specialty(Arm) Mounting hardware.)

### Environmental considerations

Operating	Temperature : 50°F ~ 104°F (10°C ~ 40°C)
	Humidity : 10 % ~ 80 %, non-condensing
Storage	Temperature : -4°F ~ 113°F (-20°C ~ 45°C)
	Humidity : 5 % ~ 95 %, non-condensing

### Plug and Play Capability

This monitor can be installed on any Plug & Play compatible system. The interaction of the monitor and the computer systems will provide the best operating conditions and monitor settings. In most cases, the monitor installation will proceed automatically, unless the user wishes to select alternate settings.

### Dot Acceptable

TFT-LCD panels manufactured by using advanced semiconductor technology with precision of 1ppm (one millionth) above are used for this product. But the pixels of RED, GREEN, BLUE and WHITE color appear to be bright sometimes or some black pixels may be seen. This is not from bad quality and you can use it without any problems.

#### **Note**

Design and specifications are subject to change without prior notice.

#### **Class B Equipment (Information Communication equipment for residential use)**

This product complies with the Electromagnetic Compatibility Directives for residential use and can be used in all areas including common residential areas. (Class B equipment emits less electromagnetic waves than Class A equipment.)

# Specifications

---

## **PowerSaver**

This monitor has a built-in power management system called PowerSaver. This system saves energy by switching your monitor to low-power mode when it has not been used for a certain amount of time. The monitor automatically returns to normal operation when you press a key on the keyboard. For energy conservation, turn your monitor OFF when it is not needed, or when leaving it unattended for long periods. The PowerSaver system operates with a VESA DPM compliant video card installed in your computer. Use the software utility installed on your computer to set up this feature.

<b>State</b>	<b>Normal Operation</b>	<b>Power saving mode</b>	<b>Power off (Power button) EPA/ENERGY 2000</b>
Power Indicator	On	Blinking	Off
Power Consumption	20 watts	Less than 1 watts	Less than 1 watts



This monitor is EPA ENERGY STAR<sup>®</sup> compliant and ENERGY 2000 compliant when used with a computer equipped with VESA DPM functionality.

As an ENERGY STAR<sup>®</sup> Partner, SAMSUNG has determined that this product meets the ENERGY STAR<sup>®</sup> guidelines for energy efficiency.



# Specifications

## Preset Timing Modes

If the signal transferred from the computer is the same as the following Preset Timing Modes, the screen will be adjusted automatically. However, if the signal differs, the screen may go blank while the power LED is on. Refer to the video card manual and adjusts the screen as follows.

Display Mode	Horizontal Frequency (kHz)	Vertical Frequency (Hz)	Pixel Clock (MHz)	Sync Polarity (H/V)
IBM, 640 x 350	31.469	70.086	25.175	+/-
IBM, 640 x 480	31.469	59.940	25.175	-/-
IBM, 720 x 400	31.469	70.087	28.322	-/+
MAC, 640 x 480	35.000	66.667	30.240	-/-
MAC, 832 x 624	49.726	74.551	57.284	-/-
MAC, 1152 x 870	68.681	75.062	100.000	-/-
VESA, 640 x 480	37.861	72.809	31.500	-/-
VESA, 640 x 480	37.500	75.000	31.500	-/-
VESA, 800 x 600	35.156	56.250	36.000	+/+
VESA, 800 x 600	37.879	60.317	40.000	+/+
VESA, 800 x 600	48.077	72.188	50.000	+/+
VESA, 800 x 600	46.875	75.000	49.500	+/+
VESA, 1024 x 768	48.363	60.004	65.000	-/-
VESA, 1024 x 768	56.476	70.069	75.000	-/-
VESA, 1024 x 768	60.023	75.029	78.750	+/+
VESA, 1152 x 864	67.500	75.000	108.000	+/+
VESA, 1280 X 960	60.000	60.000	108.000	+/+
VESA, 1280 X 1024	63.981	60.020	108.000	+/+
VESA, 1280 X 1024	79.976	75.025	135.000	+/+
VESA, 1280 X 800	49.702	59.810	83.500	-/+

### Horizontal Frequency

The time to scan one line connecting the right edge to the left edge of the screen horizontally is called the Horizontal Cycle and the inverse number of the Horizontal Cycle is called the Horizontal Frequency. Unit: kHz

### Vertical Frequency

Like a fluorescent lamp, the screen has to repeat the same image many times per second to display an image to the user. The frequency of this repetition is called the Vertical Frequency or Refresh Rate. Unit: Hz



# Specifications

---

## General

### General

Model Name                      SyncMaster 743EM

### LCD Panel

Size                                      17 inch (43 cm)  
Display area                      337.920 mm (H) x 270.336 mm (V)  
Pixel Pitch                      0.264 mm (H) x 0.264 mm (V)

### Synchronization

Horizontal                      30 ~ 81 kHz  
Vertical                              56 ~ 75 Hz

### Display Color

16.7M

### Resolution

Optimum resolution              1280 x 1024@60 Hz  
Maximum resolution              1280 x 1024@75 Hz

### Input Signal, Terminated

RGB Analog, DVI(Digital Visual Interface) Compliant Digital RGB

0.7 V<sub>p-p</sub> ± 5 %

Separate H/V sync, Composite, SOG

TTL level (V high ≥ 2.0 V, V low ≤ 0.8 V)

### Maximum Pixel Clock

135 MHz (Analog, Digital)

### Power Supply

AC 100 - 240 V~ (+/- 10 %), 50/60 Hz ± 3 Hz

### Signal Cable

15pin - to - 15pin D-sub cable, Detachable

DVI-D to DVI-D connector, Detachable

### Dimensions (W x H x D) / Weight (Simple Stand)

368.0 x 307.4 x 68.4 mm ( 14.5 x 12.1 x 2.7 inch) (Without Stand)

368.0 x 386.2 x 185.0 mm ( 14.5 x 15.5 x 7.3 inch) (With Stand)/ 3.6 kg ( 7.9 lbs)

### Dimensions (W x H x D) / Weight (HAS Stand)

368.0 x 307.4 x 65.5 mm (14.5 x 12.1 x 2.6 inch) (Without Stand)

368.0 x 367.2 x 190.0 mm ( 14.5 x 14.5 x 7.5 inch) (With Stand)/ 4.75 kg ( 10.5 lbs)

### VESA Mounting Interface

75 mm x 75 mm (For use with Specialty(Arm) Mounting hardware.)

### Environmental considerations

Operating	Temperature : 50°F ~ 104°F (10°C ~ 40°C)
	Humidity : 10 % ~ 80 %, non-condensing
Storage	Temperature : -4°F ~ 113°F (-20°C ~ 45°C)
	Humidity : 5 % ~ 95 %, non-condensing

### Plug and Play Capability

This monitor can be installed on any Plug & Play compatible system. The interaction of the monitor and the computer systems will provide the best operating conditions and monitor settings. In most cases, the monitor installation will proceed automatically, unless the user wishes to select alternate settings.

### Dot Acceptable

TFT-LCD panels manufactured by using advanced semiconductor technology with precision of 1ppm (one millionth) above are used for this product. But the pixels of RED, GREEN, BLUE and WHITE color appear to be bright sometimes or some black pixels may be seen. This is not from bad quality and you can use it without any problems.

#### **Note**

Design and specifications are subject to change without prior notice.

#### **Class B Equipment (Information Communication equipment for residential use)**

This product complies with the Electromagnetic Compatibility Directives for residential use and can be used in all areas including common residential areas. (Class B equipment emits less electromagnetic waves than Class A equipment.)

# Specifications

---

## **PowerSaver**

This monitor has a built-in power management system called PowerSaver. This system saves energy by switching your monitor to low-power mode when it has not been used for a certain amount of time. The monitor automatically returns to normal operation when you press a key on the keyboard. For energy conservation, turn your monitor OFF when it is not needed, or when leaving it unattended for long periods. The PowerSaver system operates with a VESA DPM compliant video card installed in your computer. Use the software utility installed on your computer to set up this feature.

<b>State</b>	<b>Normal Operation</b>	<b>Power saving mode</b>	<b>Power off (Power button) EPA/ENERGY 2000</b>
Power Indicator	On	Blinking	Off
Power Consumption	20 watts	Less than 1 watts	Less than 1 watts



This monitor is EPA ENERGY STAR<sup>®</sup> compliant and ENERGY 2000 compliant when used with a computer equipped with VESA DPM functionality.

As an ENERGY STAR<sup>®</sup> Partner, SAMSUNG has determined that this product meets the ENERGY STAR<sup>®</sup> guidelines for energy efficiency.

# Specifications

## Preset Timing Modes

If the signal transferred from the computer is the same as the following Preset Timing Modes, the screen will be adjusted automatically. However, if the signal differs, the screen may go blank while the power LED is on. Refer to the video card manual and adjusts the screen as follows.

Display Mode	Horizontal Frequency (kHz)	Vertical Frequency (Hz)	Pixel Clock (MHz)	Sync Polarity (H/V)
IBM, 640 x 350	31.469	70.086	25.175	+/-
IBM, 640 x 480	31.469	59.940	25.175	-/-
IBM, 720 x 400	31.469	70.087	28.322	-/+
MAC, 640 x 480	35.000	66.667	30.240	-/-
MAC, 832 x 624	49.726	74.551	57.284	-/-
MAC, 1152 x 870	68.681	75.062	100.000	-/-
VESA, 640 x 480	37.861	72.809	31.500	-/-
VESA, 640 x 480	37.500	75.000	31.500	-/-
VESA, 800 x 600	35.156	56.250	36.000	+/+
VESA, 800 x 600	37.879	60.317	40.000	+/+
VESA, 800 x 600	48.077	72.188	50.000	+/+
VESA, 800 x 600	46.875	75.000	49.500	+/+
VESA, 1024 x 768	48.363	60.004	65.000	-/-
VESA, 1024 x 768	56.476	70.069	75.000	-/-
VESA, 1024 x 768	60.023	75.029	78.750	+/+
VESA, 1152 x 864	67.500	75.000	108.000	+/+
VESA, 1280 X 960	60.000	60.000	108.000	+/+
VESA, 1280 X 1024	63.981	60.020	108.000	+/+
VESA, 1280 X 1024	79.976	75.025	135.000	+/+
VESA, 1280 x 800	49.702	59.810	83.500	-/+

### Horizontal Frequency

The time to scan one line connecting the right edge to the left edge of the screen horizontally is called the Horizontal Cycle and the inverse number of the Horizontal Cycle is called the Horizontal Frequency. Unit: kHz

### Vertical Frequency

Like a fluorescent lamp, the screen has to repeat the same image many times per second to display an image to the user. The frequency of this repetition is called the Vertical Frequency or Refresh Rate. Unit: Hz



# Specifications

---

## General

### General

Model Name SyncMaster 743EMPLUS

### LCD Panel

Size 17 inch (43 cm)

Display area 337.920 mm (H) x 270.336 mm (V)

Pixel Pitch 0.264 mm (H) x 0.264 mm (V)

### Synchronization

Horizontal 30 ~ 81 kHz

Vertical 56 ~ 75 Hz

### Display Color

16.7M

### Resolution

Optimum resolution 1280 x 1024@60 Hz

Maximum resolution 1280 x 1024@75 Hz

### Input Signal, Terminated

RGB Analog, DVI(Digital Visual Interface) Compliant Digital RGB

0.7 V<sub>p-p</sub> ± 5 %

Separate H/V sync, Composite, SOG

TTL level (V high ≥ 2.0 V, V low ≤ 0.8 V)

### Maximum Pixel Clock

135 MHz (Analog, Digital)

### Power Supply

AC 100 - 240 V~ (+/- 10 %), 50/60 Hz ± 3 Hz

### Signal Cable

15pin - to - 15pin D-sub cable, Detachable

DVI-D to DVI-D connector, Detachable

### Dimensions (W x H x D) / Weight (Simple Stand)

368.0 x 307.4 x 68.4 mm ( 14.5 x 12.1 x 2.7 inch) (Without Stand)

368.0 x 386.2 x 185.0 mm ( 14.5 x 15.5 x 7.3 inch) (With Stand)/ 3.6 kg ( 7.9 lbs)

### Dimensions (W x H x D) / Weight (HAS Stand)

368.0 x 307.4 x 65.5 mm (14.5 x 12.1 x 2.6 inch) (Without Stand)

368.0 x 367.2 x 190.0 mm ( 14.5 x 14.5 x 7.5 inch) (With Stand)/ 4.75 kg ( 10.5 lbs)

### VESA Mounting Interface

75 mm x 75 mm (For use with Specialty(Arm) Mounting hardware.)

### Environmental considerations

Operating	Temperature : 50°F ~ 104°F (10°C ~ 40°C)
	Humidity : 10 % ~ 80 %, non-condensing
Storage	Temperature : -4°F ~ 113°F (-20°C ~ 45°C)
	Humidity : 5 % ~ 95 %, non-condensing

### Plug and Play Capability

This monitor can be installed on any Plug & Play compatible system. The interaction of the monitor and the computer systems will provide the best operating conditions and monitor settings. In most cases, the monitor installation will proceed automatically, unless the user wishes to select alternate settings.

### Dot Acceptable

TFT-LCD panels manufactured by using advanced semiconductor technology with precision of 1ppm (one millionth) above are used for this product. But the pixels of RED, GREEN, BLUE and WHITE color appear to be bright sometimes or some black pixels may be seen. This is not from bad quality and you can use it without any problems.

#### **Note**

Design and specifications are subject to change without prior notice.

#### **Class B Equipment (Information Communication equipment for residential use)**

This product complies with the Electromagnetic Compatibility Directives for residential use and can be used in all areas including common residential areas. (Class B equipment emits less electromagnetic waves than Class A equipment.)

# Specifications

---

## **PowerSaver**

This monitor has a built-in power management system called PowerSaver. This system saves energy by switching your monitor to low-power mode when it has not been used for a certain amount of time. The monitor automatically returns to normal operation when you press a key on the keyboard. For energy conservation, turn your monitor OFF when it is not needed, or when leaving it unattended for long periods. The PowerSaver system operates with a VESA DPM compliant video card installed in your computer. Use the software utility installed on your computer to set up this feature.

<b>State</b>	<b>Normal Operation</b>	<b>Power saving mode</b>	<b>Power off (Power button) EPA/ENERGY 2000</b>
Power Indicator	On	Blinking	Off
Power Consumption	20 watts	Less than 1 watts	Less than 1 watts



This monitor is EPA ENERGY STAR<sup>®</sup> compliant and ENERGY 2000 compliant when used with a computer equipped with VESA DPM functionality.

As an ENERGY STAR<sup>®</sup> Partner, SAMSUNG has determined that this product meets the ENERGY STAR<sup>®</sup> guidelines for energy efficiency.



# Specifications

## Preset Timing Modes

If the signal transferred from the computer is the same as the following Preset Timing Modes, the screen will be adjusted automatically. However, if the signal differs, the screen may go blank while the power LED is on. Refer to the video card manual and adjusts the screen as follows.

Display Mode	Horizontal Frequency (kHz)	Vertical Frequency (Hz)	Pixel Clock (MHz)	Sync Polarity (H/V)
IBM, 640 x 350	31.469	70.086	25.175	+/-
IBM, 640 x 480	31.469	59.940	25.175	-/-
IBM, 720 x 400	31.469	70.087	28.322	-/+
MAC, 640 x 480	35.000	66.667	30.240	-/-
MAC, 832 x 624	49.726	74.551	57.284	-/-
MAC, 1152 x 870	68.681	75.062	100.000	-/-
VESA, 640 x 480	37.861	72.809	31.500	-/-
VESA, 640 x 480	37.500	75.000	31.500	-/-
VESA, 800 x 600	35.156	56.250	36.000	+/+
VESA, 800 x 600	37.879	60.317	40.000	+/+
VESA, 800 x 600	48.077	72.188	50.000	+/+
VESA, 800 x 600	46.875	75.000	49.500	+/+
VESA, 1024 x 768	48.363	60.004	65.000	-/-
VESA, 1024 x 768	56.476	70.069	75.000	-/-
VESA, 1024 x 768	60.023	75.029	78.750	+/+
VESA, 1152 x 864	67.500	75.000	108.000	+/+
VESA, 1280 X 960	60.000	60.000	108.000	+/+
VESA, 1280 X 1024	63.981	60.020	108.000	+/+
VESA, 1280 X 1024	79.976	75.025	135.000	+/+
VESA, 1280 x 800	49.702	59.810	83.500	-/+

### Horizontal Frequency

The time to scan one line connecting the right edge to the left edge of the screen horizontally is called the Horizontal Cycle and the inverse number of the Horizontal Cycle is called the Horizontal Frequency. Unit: kHz

### Vertical Frequency

Like a fluorescent lamp, the screen has to repeat the same image many times per second to display an image to the user. The frequency of this repetition is called the Vertical Frequency or Refresh Rate. Unit: Hz



# Specifications

---

## General

### General

Model Name                      SyncMaster 743EPLUS

### LCD Panel

Size                                      17 inch (43 cm)  
Display area                      337.920 mm (H) x 270.336 mm (V)  
Pixel Pitch                          0.264 mm (H) x 0.264 mm (V)

### Synchronization

Horizontal                          30 ~ 81 kHz  
Vertical                                56 ~ 75 Hz

### Display Color

16.7M

### Resolution

Optimum resolution              1280 x 1024@60 Hz  
Maximum resolution              1280 x 1024@75 Hz

### Input Signal, Terminated

RGB Analog, DVI(Digital Visual Interface) Compliant Digital RGB

0.7 Vp-p ± 5 %

Separate H/V sync, Composite, SOG

TTL level (V high ≥ 2.0 V, V low ≤ 0.8 V)

### Maximum Pixel Clock

135 MHz (Analog, Digital)

### Power Supply

AC 100 - 240 V~ (+/- 10 %), 50/60 Hz ± 3 Hz

### Signal Cable

15pin - to - 15pin D-sub cable, Detachable

DVI-D to DVI-D connector, Detachable

### Dimensions (W x H x D) / Weight (Simple Stand)

368.0 x 307.4 x 68.4 mm ( 14.5 x 12.1 x 2.7 inch) (Without Stand)

368.0 x 386.2 x 185.0 mm ( 14.5 x 15.5 x 7.3 inch) (With Stand)/ 3.6 kg ( 7.9 lbs)

### Dimensions (W x H x D) / Weight (HAS Stand)

368.0 x 307.4 x 65.5 mm (14.5 x 12.1 x 2.6 inch) (Without Stand)

368.0 x 367.2 x 190.0 mm ( 14.5 x 14.5 x 7.5 inch) (With Stand)/ 4.75 kg ( 10.5 lbs)

### VESA Mounting Interface

75 mm x 75 mm (For use with Specialty(Arm) Mounting hardware.)

### Environmental considerations

Operating	Temperature : 50°F ~ 104°F (10°C ~ 40°C)
	Humidity : 10 % ~ 80 %, non-condensing
Storage	Temperature : -4°F ~ 113°F (-20°C ~ 45°C)
	Humidity : 5 % ~ 95 %, non-condensing

### Plug and Play Capability

This monitor can be installed on any Plug & Play compatible system. The interaction of the monitor and the computer systems will provide the best operating conditions and monitor settings. In most cases, the monitor installation will proceed automatically, unless the user wishes to select alternate settings.

### Dot Acceptable

TFT-LCD panels manufactured by using advanced semiconductor technology with precision of 1ppm (one millionth) above are used for this product. But the pixels of RED, GREEN, BLUE and WHITE color appear to be bright sometimes or some black pixels may be seen. This is not from bad quality and you can use it without any problems.

#### **Note**

Design and specifications are subject to change without prior notice.

#### **Class B Equipment (Information Communication equipment for residential use)**

This product complies with the Electromagnetic Compatibility Directives for residential use and can be used in all areas including common residential areas. (Class B equipment emits less electromagnetic waves than Class A equipment.)

# Specifications

---

## **PowerSaver**

This monitor has a built-in power management system called PowerSaver. This system saves energy by switching your monitor to low-power mode when it has not been used for a certain amount of time. The monitor automatically returns to normal operation when you press a key on the keyboard. For energy conservation, turn your monitor OFF when it is not needed, or when leaving it unattended for long periods. The PowerSaver system operates with a VESA DPM compliant video card installed in your computer. Use the software utility installed on your computer to set up this feature.

<b>State</b>	<b>Normal Operation</b>	<b>Power saving mode</b>	<b>Power off (Power button) EPA/ENERGY 2000</b>
Power Indicator	On	Blinking	Off
Power Consumption	20 watts	Less than 1 watts	Less than 1 watts



This monitor is EPA ENERGY STAR<sup>®</sup> compliant and ENERGY 2000 compliant when used with a computer equipped with VESA DPM functionality.

As an ENERGY STAR<sup>®</sup> Partner, SAMSUNG has determined that this product meets the ENERGY STAR<sup>®</sup> guidelines for energy efficiency.

# Specifications

## Preset Timing Modes

If the signal transferred from the computer is the same as the following Preset Timing Modes, the screen will be adjusted automatically. However, if the signal differs, the screen may go blank while the power LED is on. Refer to the video card manual and adjusts the screen as follows.

Display Mode	Horizontal Frequency (kHz)	Vertical Frequency (Hz)	Pixel Clock (MHz)	Sync Polarity (H/V)
IBM, 640 x 350	31.469	70.086	25.175	+/-
IBM, 640 x 480	31.469	59.940	25.175	-/-
IBM, 720 x 400	31.469	70.087	28.322	-/+
MAC, 640 x 480	35.000	66.667	30.240	-/-
MAC, 832 x 624	49.726	74.551	57.284	-/-
MAC, 1152 x 870	68.681	75.062	100.000	-/-
VESA, 640 x 480	37.861	72.809	31.500	-/-
VESA, 640 x 480	37.500	75.000	31.500	-/-
VESA, 800 x 600	35.156	56.250	36.000	+/+
VESA, 800 x 600	37.879	60.317	40.000	+/+
VESA, 800 x 600	48.077	72.188	50.000	+/+
VESA, 800 x 600	46.875	75.000	49.500	+/+
VESA, 1024 x 768	48.363	60.004	65.000	-/-
VESA, 1024 x 768	56.476	70.069	75.000	-/-
VESA, 1024 x 768	60.023	75.029	78.750	+/+
VESA, 1152 x 864	67.500	75.000	108.000	+/+
VESA, 1280 X 960	60.000	60.000	108.000	+/+
VESA, 1280 X 1024	63.981	60.020	108.000	+/+
VESA, 1280 X 1024	79.976	75.025	135.000	+/+
VESA, 1280 X 800	49.702	59.810	83.500	-/+

### Horizontal Frequency

The time to scan one line connecting the right edge to the left edge of the screen horizontally is called the Horizontal Cycle and the inverse number of the Horizontal Cycle is called the Horizontal Frequency. Unit: kHz

### Vertical Frequency

Like a fluorescent lamp, the screen has to repeat the same image many times per second to display an image to the user. The frequency of this repetition is called the Vertical Frequency or Refresh Rate. Unit: Hz



# Specifications

---

## General

### General

Model Name SyncMaster 743EX

### LCD Panel

Size 17 inch (43 cm)

Display area 337.920 mm (H) x 270.336 mm (V)

Pixel Pitch 0.264 mm (H) x 0.264 mm (V)

### Synchronization

Horizontal 30 ~ 81 kHz

Vertical 56 ~ 75 Hz

### Display Color

16.7M

### Resolution

Optimum resolution 1280 x 1024@60 Hz

Maximum resolution 1280 x 1024@75 Hz

### Input Signal, Terminated

RGB Analog, DVI(Digital Visual Interface) Compliant Digital RGB

0.7 V<sub>p-p</sub> ± 5 %

Separate H/V sync, Composite, SOG

TTL level (V high ≥ 2.0 V, V low ≤ 0.8 V)

### Maximum Pixel Clock

135 MHz (Analog, Digital)

### Power Supply

AC 100 - 240 V~ (+/- 10 %), 50/60 Hz ± 3 Hz

### Signal Cable

15pin - to - 15pin D-sub cable, Detachable

DVI-D to DVI-D connector, Detachable

### Dimensions (W x H x D) / Weight (Simple Stand)

368.0 x 307.4 x 68.4 mm ( 14.5 x 12.1 x 2.7 inch) (Without Stand)

368.0 x 386.2 x 185.0 mm ( 14.5 x 15.5 x 7.3 inch) (With Stand)/ 3.6 kg ( 7.9 lbs)

### Dimensions (W x H x D) / Weight (HAS Stand)

368.0 x 307.4 x 65.5 mm (14.5 x 12.1 x 2.6 inch) (Without Stand)

368.0 x 367.2 x 190.0 mm ( 14.5 x 14.5 x 7.5 inch) (With Stand)/ 4.75 kg ( 10.5 lbs)

### VESA Mounting Interface

75 mm x 75 mm (For use with Specialty(Arm) Mounting hardware.)

### Environmental considerations

Operating	Temperature : 50°F ~ 104°F (10°C ~ 40°C)
	Humidity : 10 % ~ 80 %, non-condensing
Storage	Temperature : -4°F ~ 113°F (-20°C ~ 45°C)
	Humidity : 5 % ~ 95 %, non-condensing

### Plug and Play Capability

This monitor can be installed on any Plug & Play compatible system. The interaction of the monitor and the computer systems will provide the best operating conditions and monitor settings. In most cases, the monitor installation will proceed automatically, unless the user wishes to select alternate settings.

### Dot Acceptable

TFT-LCD panels manufactured by using advanced semiconductor technology with precision of 1ppm (one millionth) above are used for this product. But the pixels of RED, GREEN, BLUE and WHITE color appear to be bright sometimes or some black pixels may be seen. This is not from bad quality and you can use it without any problems.

#### **Note**

Design and specifications are subject to change without prior notice.

#### **Class B Equipment (Information Communication equipment for residential use)**

This product complies with the Electromagnetic Compatibility Directives for residential use and can be used in all areas including common residential areas. (Class B equipment emits less electromagnetic waves than Class A equipment.)

# Specifications

---

## **PowerSaver**

This monitor has a built-in power management system called PowerSaver. This system saves energy by switching your monitor to low-power mode when it has not been used for a certain amount of time. The monitor automatically returns to normal operation when you press a key on the keyboard. For energy conservation, turn your monitor OFF when it is not needed, or when leaving it unattended for long periods. The PowerSaver system operates with a VESA DPM compliant video card installed in your computer. Use the software utility installed on your computer to set up this feature.

<b>State</b>	<b>Normal Operation</b>	<b>Power saving mode</b>	<b>Power off (Power button) EPA/ENERGY 2000</b>
Power Indicator	On	Blinking	Off
Power Consumption	20 watts	Less than 1 watts	Less than 1 watts



This monitor is EPA ENERGY STAR<sup>®</sup> compliant and ENERGY 2000 compliant when used with a computer equipped with VESA DPM functionality.

As an ENERGY STAR<sup>®</sup> Partner, SAMSUNG has determined that this product meets the ENERGY STAR<sup>®</sup> guidelines for energy efficiency.



# Specifications

## Preset Timing Modes

If the signal transferred from the computer is the same as the following Preset Timing Modes, the screen will be adjusted automatically. However, if the signal differs, the screen may go blank while the power LED is on. Refer to the video card manual and adjusts the screen as follows.

Display Mode	Horizontal Frequency (kHz)	Vertical Frequency (Hz)	Pixel Clock (MHz)	Sync Polarity (H/V)
IBM, 640 x 350	31.469	70.086	25.175	+/-
IBM, 640 x 480	31.469	59.940	25.175	-/-
IBM, 720 x 400	31.469	70.087	28.322	-/+
MAC, 640 x 480	35.000	66.667	30.240	-/-
MAC, 832 x 624	49.726	74.551	57.284	-/-
MAC, 1152 x 870	68.681	75.062	100.000	-/-
VESA, 640 x 480	37.861	72.809	31.500	-/-
VESA, 640 x 480	37.500	75.000	31.500	-/-
VESA, 800 x 600	35.156	56.250	36.000	+/+
VESA, 800 x 600	37.879	60.317	40.000	+/+
VESA, 800 x 600	48.077	72.188	50.000	+/+
VESA, 800 x 600	46.875	75.000	49.500	+/+
VESA, 1024 x 768	48.363	60.004	65.000	-/-
VESA, 1024 x 768	56.476	70.069	75.000	-/-
VESA, 1024 x 768	60.023	75.029	78.750	+/+
VESA, 1152 x 864	67.500	75.000	108.000	+/+
VESA, 1280 X 960	60.000	60.000	108.000	+/+
VESA, 1280 X 1024	63.981	60.020	108.000	+/+
VESA, 1280 X 1024	79.976	75.025	135.000	+/+
VESA, 1280 X 800	49.702	59.810	83.500	-/+

### Horizontal Frequency

The time to scan one line connecting the right edge to the left edge of the screen horizontally is called the Horizontal Cycle and the inverse number of the Horizontal Cycle is called the Horizontal Frequency. Unit: kHz

### Vertical Frequency

Like a fluorescent lamp, the screen has to repeat the same image many times per second to display an image to the user. The frequency of this repetition is called the Vertical Frequency or Refresh Rate. Unit: Hz



# Specifications

---

## General

### General

Model Name SyncMaster 743EXPLUS

### LCD Panel

Size 17 inch (43 cm)

Display area 337.920 mm (H) x 270.336 mm (V)

Pixel Pitch 0.264 mm (H) x 0.264 mm (V)

### Synchronization

Horizontal 30 ~ 81 kHz

Vertical 56 ~ 75 Hz

### Display Color

16.7M

### Resolution

Optimum resolution 1280 x 1024@60 Hz

Maximum resolution 1280 x 1024@75 Hz

### Input Signal, Terminated

RGB Analog, DVI(Digital Visual Interface) Compliant Digital RGB

0.7 Vp-p  $\pm$  5 %

Separate H/V sync, Composite, SOG

TTL level (V high  $\geq$  2.0 V, V low  $\leq$  0.8 V)

### Maximum Pixel Clock

135 MHz (Analog, Digital)

### Power Supply

AC 100 - 240 V $\sim$  (+/- 10 %), 50/60 Hz  $\pm$  3 Hz

### Signal Cable

15pin - to - 15pin D-sub cable, Detachable

DVI-D to DVI-D connector, Detachable

### Dimensions (W x H x D) / Weight (Simple Stand)

368.0 x 307.4 x 68.4 mm ( 14.5 x 12.1 x 2.7 inch) (Without Stand)

368.0 x 386.2 x 185.0 mm ( 14.5 x 15.5 x 7.3 inch) (With Stand)/ 3.6 kg ( 7.9 lbs)

### Dimensions (W x H x D) / Weight (HAS Stand)

368.0 x 307.4 x 65.5 mm (14.5 x 12.1 x 2.6 inch) (Without Stand)

368.0 x 367.2 x 190.0 mm ( 14.5 x 14.5 x 7.5 inch) (With Stand)/ 4.75 kg ( 10.5 lbs)

### VESA Mounting Interface

75 mm x 75 mm (For use with Specialty(Arm) Mounting hardware.)

### Environmental considerations

Operating	Temperature : 50°F ~ 104°F (10°C ~ 40°C)
	Humidity : 10 % ~ 80 %, non-condensing
Storage	Temperature : -4°F ~ 113°F (-20°C ~ 45°C)
	Humidity : 5 % ~ 95 %, non-condensing

### Plug and Play Capability

This monitor can be installed on any Plug & Play compatible system. The interaction of the monitor and the computer systems will provide the best operating conditions and monitor settings. In most cases, the monitor installation will proceed automatically, unless the user wishes to select alternate settings.

### Dot Acceptable

TFT-LCD panels manufactured by using advanced semiconductor technology with precision of 1ppm (one millionth) above are used for this product. But the pixels of RED, GREEN, BLUE and WHITE color appear to be bright sometimes or some black pixels may be seen. This is not from bad quality and you can use it without any problems.

#### **Note**

Design and specifications are subject to change without prior notice.

#### **Class B Equipment (Information Communication equipment for residential use)**

This product complies with the Electromagnetic Compatibility Directives for residential use and can be used in all areas including common residential areas. (Class B equipment emits less electromagnetic waves than Class A equipment.)

# Specifications

---

## **PowerSaver**

This monitor has a built-in power management system called PowerSaver. This system saves energy by switching your monitor to low-power mode when it has not been used for a certain amount of time. The monitor automatically returns to normal operation when you press a key on the keyboard. For energy conservation, turn your monitor OFF when it is not needed, or when leaving it unattended for long periods. The PowerSaver system operates with a VESA DPM compliant video card installed in your computer. Use the software utility installed on your computer to set up this feature.

<b>State</b>	<b>Normal Operation</b>	<b>Power saving mode</b>	<b>Power off (Power button) EPA/ENERGY 2000</b>
Power Indicator	On	Blinking	Off
Power Consumption	20 watts	Less than 1 watts	Less than 1 watts



This monitor is EPA ENERGY STAR<sup>®</sup> compliant and ENERGY 2000 compliant when used with a computer equipped with VESA DPM functionality.

As an ENERGY STAR<sup>®</sup> Partner, SAMSUNG has determined that this product meets the ENERGY STAR<sup>®</sup> guidelines for energy efficiency.

# Specifications

## Preset Timing Modes

If the signal transferred from the computer is the same as the following Preset Timing Modes, the screen will be adjusted automatically. However, if the signal differs, the screen may go blank while the power LED is on. Refer to the video card manual and adjusts the screen as follows.

Display Mode	Horizontal Frequency (kHz)	Vertical Frequency (Hz)	Pixel Clock (MHz)	Sync Polarity (H/V)
IBM, 640 x 350	31.469	70.086	25.175	+/-
IBM, 640 x 480	31.469	59.940	25.175	-/-
IBM, 720 x 400	31.469	70.087	28.322	-/+
MAC, 640 x 480	35.000	66.667	30.240	-/-
MAC, 832 x 624	49.726	74.551	57.284	-/-
MAC, 1152 x 870	68.681	75.062	100.000	-/-
VESA, 640 x 480	37.861	72.809	31.500	-/-
VESA, 640 x 480	37.500	75.000	31.500	-/-
VESA, 800 x 600	35.156	56.250	36.000	+/+
VESA, 800 x 600	37.879	60.317	40.000	+/+
VESA, 800 x 600	48.077	72.188	50.000	+/+
VESA, 800 x 600	46.875	75.000	49.500	+/+
VESA, 1024 x 768	48.363	60.004	65.000	-/-
VESA, 1024 x 768	56.476	70.069	75.000	-/-
VESA, 1024 x 768	60.023	75.029	78.750	+/+
VESA, 1152 x 864	67.500	75.000	108.000	+/+
VESA, 1280 X 960	60.000	60.000	108.000	+/+
VESA, 1280 X 1024	63.981	60.020	108.000	+/+
VESA, 1280 X 1024	79.976	75.025	135.000	+/+
VESA, 1280 X 800	49.702	59.810	83.500	-/+

### Horizontal Frequency

The time to scan one line connecting the right edge to the left edge of the screen horizontally is called the Horizontal Cycle and the inverse number of the Horizontal Cycle is called the Horizontal Frequency. Unit: kHz

### Vertical Frequency

Like a fluorescent lamp, the screen has to repeat the same image many times per second to display an image to the user. The frequency of this repetition is called the Vertical Frequency or Refresh Rate. Unit: Hz



# Specifications

---

## General

### General

Model Name SyncMaster 743N

### LCD Panel

Size 17 inch (43 cm)

Display area 337.920 mm (H) x 270.336 mm (V)

Pixel Pitch 0.264 mm (H) x 0.264 mm (V)

### Synchronization

Horizontal 30 ~ 81 kHz

Vertical 56 ~ 75 Hz

### Display Color

16.7M

### Resolution

Optimum resolution 1280 x 1024@60 Hz

Maximum resolution 1280 x 1024@75 Hz

### Input Signal, Terminated

RGB Analog

0.7 Vp-p  $\pm$  5 %

Separate H/V sync, Composite, SOG

TTL level (V high  $\geq$  2.0 V, V low  $\leq$  0.8 V)

### Maximum Pixel Clock

135 MHz

### Power Supply

AC 100 - 240 V $\sim$  (+/- 10 %), 50/60 Hz  $\pm$  3 Hz

### Signal Cable

15pin - to - 15pin D-sub cable, Detachable

### Dimensions (W x H x D) / Weight (Simple Stand)

368.0 x 307.4 x 68.4 mm (14.5 x 12.1 x 2.7 inch) (Without Stand)

368.0 x 386.2 x 185.0 mm (14.5 x 15.2 x 7.3 inch) (With Stand) / 3.6 kg ( 7.9 lbs)

### Dimensions (W x H x D) / Weight (HAS Stand)

368.0 x 307.4 x 65.5 mm ( 14.5 x 12.1 x 2.6 inch) (Without Stand)

368.0 x 367.2 x 190.0 mm (14.5 x 14.5 x 7.5 inch) (With Stand)/ 4.75 kg (10.5 lbs)

### VESA Mounting Interface

75 mm x 75 mm (For use with Specialty(Arm) Mounting hardware.)

### Environmental considerations

Operating	Temperature : 50°F ~ 104°F (10°C ~ 40°C)
	Humidity : 10 % ~ 80 %, non-condensing
Storage	Temperature : -4°F ~ 113°F (-20°C ~ 45°C)
	Humidity : 5 % ~ 95 %, non-condensing

### **Plug and Play Capability**

This monitor can be installed on any Plug & Play compatible system. The interaction of the monitor and the computer systems will provide the best operating conditions and monitor settings. In most cases, the monitor installation will proceed automatically, unless the user wishes to select alternate settings.

### **Dot Acceptable**

TFT-LCD panels manufactured by using advanced semiconductor technology with precision of 1ppm (one millionth) above are used for this product. But the pixels of RED, GREEN, BLUE and WHITE color appear to be bright sometimes or some black pixels may be seen. This is not from bad quality and you can use it without any problems.



#### **Note**

Design and specifications are subject to change without prior notice.



#### **Class B Equipment (Information Communication equipment for residential use)**

This product complies with the Electromagnetic Compatibility Directives for residential use and can be used in all areas including common residential areas. (Class B equipment emits less electromagnetic waves than Class A equipment.)

# Specifications

---

## **PowerSaver**

This monitor has a built-in power management system called PowerSaver. This system saves energy by switching your monitor to low-power mode when it has not been used for a certain amount of time. The monitor automatically returns to normal operation when you press a key on the keyboard. For energy conservation, turn your monitor OFF when it is not needed, or when leaving it unattended for long periods. The PowerSaver system operates with a VESA DPM compliant video card installed in your computer. Use the software utility installed on your computer to set up this feature.

<b>State</b>	<b>Normal Operation</b>	<b>Power saving mode</b>	<b>Power off (Power button) EPA/ENERGY 2000</b>
Power Indicator	Blue	Blue blinking	Off
Power Consumption	30 watts	Less than 1 watts	Less than 1 watts



This monitor is EPA ENERGY STAR<sup>®</sup> compliant and ENERGY2000 compliant when used with a computer equipped with VESA DPM functionality.

As an ENERGY STAR<sup>®</sup> Partner, SAMSUNG has determined that this product meets the ENERGY STAR<sup>®</sup> guidelines for energy efficiency.



# Specifications

## Preset Timing Modes

If the signal transferred from the computer is the same as the following Preset Timing Modes, the screen will be adjusted automatically. However, if the signal differs, the screen may go blank while the power LED is on. Refer to the video card manual and adjusts the screen as follows.

Display Mode	Horizontal Frequency (kHz)	Vertical Frequency (Hz)	Pixel Clock (MHz)	Sync Polarity (H/V)
IBM, 640 x 350	31.469	70.086	25.175	+/-
IBM, 640 x 480	31.469	59.940	25.175	-/-
IBM, 720 x 400	31.469	70.087	28.322	-/+
MAC, 640 x 480	35.000	66.667	30.240	-/-
MAC, 832 x 624	49.726	74.551	57.284	-/-
MAC, 1152 x 870	68.681	75.062	100.000	-/-
VESA, 640 x 480	37.861	72.809	31.500	-/-
VESA, 640 x 480	37.500	75.000	31.500	-/-
VESA, 800 x 600	35.156	56.250	36.000	+/+
VESA, 800 x 600	37.879	60.317	40.000	+/+
VESA, 800 x 600	48.077	72.188	50.000	+/+
VESA, 800 x 600	46.875	75.000	49.500	+/+
VESA, 1024 x 768	48.363	60.004	65.000	-/-
VESA, 1024 x 768	56.476	70.069	75.000	-/-
VESA, 1024 x 768	60.023	75.029	78.750	+/+
VESA, 1152 x 864	67.500	75.000	108.000	+/+
VESA, 1280 X 960	60.000	60.000	108.000	+/+
VESA, 1280 X 1024	63.981	60.020	108.000	+/+
VESA, 1280 X 1024	79.976	75.025	135.000	+/+
VESA, 1280 x 800	49.702	59.810	83.500	-/+

### Horizontal Frequency

The time to scan one line connecting the right edge to the left edge of the screen horizontally is called the Horizontal Cycle and the inverse number of the Horizontal Cycle is called the Horizontal Frequency. Unit: kHz

### Vertical Frequency

Like a fluorescent lamp, the screen has to repeat the same image many times per second to display an image to the user. The frequency of this repetition is called the Vertical Frequency or Refresh Rate. Unit: Hz



# Specifications

---

## General

### General

Model Name                      SyncMaster 743NPLUS

### LCD Panel

Size                                      17 inch (43 cm)  
Display area                      337.920 mm (H) x 270.336 mm (V)  
Pixel Pitch                              0.264 mm (H) x 0.264 mm (V)

### Synchronization

Horizontal                              30 ~ 81 kHz  
Vertical                                      56 ~ 75 Hz

### Display Color

16.7M

### Resolution

Optimum resolution              1280 x 1024@60 Hz  
Maximum resolution              1280 x 1024@75 Hz

### Input Signal, Terminated

RGB Analog  
0.7 Vp-p  $\pm$  5 %  
Separate H/V sync, Composite, SOG  
TTL level (V high  $\geq$  2.0 V, V low  $\leq$  0.8 V)

### Maximum Pixel Clock

135 MHz

### Power Supply

AC 100 - 240 V $\sim$  (+/- 10 %), 50/60 Hz  $\pm$  3 Hz

### Signal Cable

15pin - to - 15pin D-sub cable, Detachable

### Dimensions (W x H x D) / Weight (Simple Stand)

368.0 x 307.4 x 68.4 mm(14.5 x 12.1 x 2.7 inch) (Without Stand)  
368.0 x 386.2 x 185.0 mm (14.5 x 15.2 x 7.3 inch) (With Stand) / 3.6 kg ( 7.9 lbs)

### Dimensions (W x H x D) / Weight (HAS Stand)

368.0 x 307.4 x 65.5 mm ( 14.5 x 12.1 x 2.6 inch) (Without Stand)  
368.0 x 367.2 x 190.0 mm (14.5 x 14.5 x 7.5 inch) (With Stand)/ 4.75 kg (10.5 lbs)

### VESA Mounting Interface

75 mm x 75 mm (For use with Specialty(Arm) Mounting hardware.)

### Environmental considerations

Operating	Temperature : 50°F ~ 104°F (10°C ~ 40°C)
	Humidity : 10 % ~ 80 %, non-condensing
Storage	Temperature : -4°F ~ 113°F (-20°C ~ 45°C)
	Humidity : 5 % ~ 95 %, non-condensing

### **Plug and Play Capability**

This monitor can be installed on any Plug & Play compatible system. The interaction of the monitor and the computer systems will provide the best operating conditions and monitor settings. In most cases, the monitor installation will proceed automatically, unless the user wishes to select alternate settings.

### **Dot Acceptable**

TFT-LCD panels manufactured by using advanced semiconductor technology with precision of 1ppm (one millionth) above are used for this product. But the pixels of RED, GREEN, BLUE and WHITE color appear to be bright sometimes or some black pixels may be seen. This is not from bad quality and you can use it without any problems.



#### **Note**

Design and specifications are subject to change without prior notice.



#### **Class B Equipment (Information Communication equipment for residential use)**

This product complies with the Electromagnetic Compatibility Directives for residential use and can be used in all areas including common residential areas. (Class B equipment emits less electromagnetic waves than Class A equipment.)

# Specifications

---

## **PowerSaver**

This monitor has a built-in power management system called PowerSaver. This system saves energy by switching your monitor to low-power mode when it has not been used for a certain amount of time. The monitor automatically returns to normal operation when you press a key on the keyboard. For energy conservation, turn your monitor OFF when it is not needed, or when leaving it unattended for long periods. The PowerSaver system operates with a VESA DPM compliant video card installed in your computer. Use the software utility installed on your computer to set up this feature.

<b>State</b>	<b>Normal Operation</b>	<b>Power saving mode</b>	<b>Power off (Power button) EPA/ENERGY 2000</b>
Power Indicator	Blue	Blue blinking	Off
Power Consumption	30 watts	Less than 1 watts	Less than 1 watts



This monitor is EPA ENERGY STAR<sup>®</sup> compliant and ENERGY2000 compliant when used with a computer equipped with VESA DPM functionality.

As an ENERGY STAR<sup>®</sup> Partner, SAMSUNG has determined that this product meets the ENERGY STAR<sup>®</sup> guidelines for energy efficiency.

# Specifications

## Preset Timing Modes

If the signal transferred from the computer is the same as the following Preset Timing Modes, the screen will be adjusted automatically. However, if the signal differs, the screen may go blank while the power LED is on. Refer to the video card manual and adjusts the screen as follows.

Display Mode	Horizontal Frequency (kHz)	Vertical Frequency (Hz)	Pixel Clock (MHz)	Sync Polarity (H/V)
IBM, 640 x 350	31.469	70.086	25.175	+/-
IBM, 640 x 480	31.469	59.940	25.175	-/-
IBM, 720 x 400	31.469	70.087	28.322	-/+
MAC, 640 x 480	35.000	66.667	30.240	-/-
MAC, 832 x 624	49.726	74.551	57.284	-/-
MAC, 1152 x 870	68.681	75.062	100.000	-/-
VESA, 640 x 480	37.861	72.809	31.500	-/-
VESA, 640 x 480	37.500	75.000	31.500	-/-
VESA, 800 x 600	35.156	56.250	36.000	+/+
VESA, 800 x 600	37.879	60.317	40.000	+/+
VESA, 800 x 600	48.077	72.188	50.000	+/+
VESA, 800 x 600	46.875	75.000	49.500	+/+
VESA, 1024 x 768	48.363	60.004	65.000	-/-
VESA, 1024 x 768	56.476	70.069	75.000	-/-
VESA, 1024 x 768	60.023	75.029	78.750	+/+
VESA, 1152 x 864	67.500	75.000	108.000	+/+
VESA, 1280 X 960	60.000	60.000	108.000	+/+
VESA, 1280 X 1024	63.981	60.020	108.000	+/+
VESA, 1280 X 1024	79.976	75.025	135.000	+/+
VESA, 1280 x 800	49.702	59.810	83.500	-/+

### Horizontal Frequency

The time to scan one line connecting the right edge to the left edge of the screen horizontally is called the Horizontal Cycle and the inverse number of the Horizontal Cycle is called the Horizontal Frequency. Unit: kHz

### Vertical Frequency

Like a fluorescent lamp, the screen has to repeat the same image many times per second to display an image to the user. The frequency of this repetition is called the Vertical Frequency or Refresh Rate. Unit: Hz



# Specifications

---

## General

### General

Model Name SyncMaster 743NX

### LCD Panel

Size 17 inch (43 cm)

Display area 337.920 mm (H) x 270.336 mm (V)

Pixel Pitch 0.264 mm (H) x 0.264 mm (V)

### Synchronization

Horizontal 30 ~ 81 kHz

Vertical 56 ~ 75 Hz

### Display Color

16.7M

### Resolution

Optimum resolution 1280 x 1024@60 Hz

Maximum resolution 1280 x 1024@75 Hz

### Input Signal, Terminated

RGB Analog

0.7 Vp-p  $\pm$  5 %

Separate H/V sync, Composite, SOG

TTL level (V high  $\geq$  2.0 V, V low  $\leq$  0.8 V)

### Maximum Pixel Clock

135 MHz

### Power Supply

AC 100 - 240 V $\sim$  (+/- 10 %), 50/60 Hz  $\pm$  3 Hz

### Signal Cable

15pin - to - 15pin D-sub cable, Detachable

### Dimensions (W x H x D) / Weight (Simple Stand)

368.0 x 307.4 x 68.4 mm (14.5 x 12.1 x 2.7 inch) (Without Stand)

368.0 x 386.2 x 185.0 mm (14.5 x 15.2 x 7.3 inch) (With Stand) / 3.6 kg ( 7.9 lbs)

### Dimensions (W x H x D) / Weight (HAS Stand)

368.0 x 307.4 x 65.5 mm ( 14.5 x 12.1 x 2.6 inch) (Without Stand)

368.0 x 367.2 x 190.0 mm (14.5 x 14.5 x 7.5 inch) (With Stand)/ 4.75 kg (10.5 lbs)

### VESA Mounting Interface

75 mm x 75 mm (For use with Specialty(Arm) Mounting hardware.)

### Environmental considerations

Operating	Temperature : 50°F ~ 104°F (10°C ~ 40°C)
	Humidity : 10 % ~ 80 %, non-condensing
Storage	Temperature : -4°F ~ 113°F (-20°C ~ 45°C)
	Humidity : 5 % ~ 95 %, non-condensing

### **Plug and Play Capability**

This monitor can be installed on any Plug & Play compatible system. The interaction of the monitor and the computer systems will provide the best operating conditions and monitor settings. In most cases, the monitor installation will proceed automatically, unless the user wishes to select alternate settings.

### **Dot Acceptable**

TFT-LCD panels manufactured by using advanced semiconductor technology with precision of 1ppm (one millionth) above are used for this product. But the pixels of RED, GREEN, BLUE and WHITE color appear to be bright sometimes or some black pixels may be seen. This is not from bad quality and you can use it without any problems.



#### **Note**

Design and specifications are subject to change without prior notice.



#### **Class B Equipment (Information Communication equipment for residential use)**

This product complies with the Electromagnetic Compatibility Directives for residential use and can be used in all areas including common residential areas. (Class B equipment emits less electromagnetic waves than Class A equipment.)

# Specifications

---

## **PowerSaver**

This monitor has a built-in power management system called PowerSaver. This system saves energy by switching your monitor to low-power mode when it has not been used for a certain amount of time. The monitor automatically returns to normal operation when you press a key on the keyboard. For energy conservation, turn your monitor OFF when it is not needed, or when leaving it unattended for long periods. The PowerSaver system operates with a VESA DPM compliant video card installed in your computer. Use the software utility installed on your computer to set up this feature.

<b>State</b>	<b>Normal Operation</b>	<b>Power saving mode</b>	<b>Power off (Power button) EPA/ENERGY 2000</b>
Power Indicator	Blue	Blue blinking	Off
Power Consumption	30 watts	Less than 1 watts	Less than 1 watts



This monitor is EPA ENERGY STAR<sup>®</sup> compliant and ENERGY2000 compliant when used with a computer equipped with VESA DPM functionality.

As an ENERGY STAR<sup>®</sup> Partner, SAMSUNG has determined that this product meets the ENERGY STAR<sup>®</sup> guidelines for energy efficiency.



# Specifications

## Preset Timing Modes

If the signal transferred from the computer is the same as the following Preset Timing Modes, the screen will be adjusted automatically. However, if the signal differs, the screen may go blank while the power LED is on. Refer to the video card manual and adjusts the screen as follows.

Display Mode	Horizontal Frequency (kHz)	Vertical Frequency (Hz)	Pixel Clock (MHz)	Sync Polarity (H/V)
IBM, 640 x 350	31.469	70.086	25.175	+/-
IBM, 640 x 480	31.469	59.940	25.175	-/-
IBM, 720 x 400	31.469	70.087	28.322	-/+
MAC, 640 x 480	35.000	66.667	30.240	-/-
MAC, 832 x 624	49.726	74.551	57.284	-/-
MAC, 1152 x 870	68.681	75.062	100.000	-/-
VESA, 640 x 480	37.861	72.809	31.500	-/-
VESA, 640 x 480	37.500	75.000	31.500	-/-
VESA, 800 x 600	35.156	56.250	36.000	+/+
VESA, 800 x 600	37.879	60.317	40.000	+/+
VESA, 800 x 600	48.077	72.188	50.000	+/+
VESA, 800 x 600	46.875	75.000	49.500	+/+
VESA, 1024 x 768	48.363	60.004	65.000	-/-
VESA, 1024 x 768	56.476	70.069	75.000	-/-
VESA, 1024 x 768	60.023	75.029	78.750	+/+
VESA, 1152 x 864	67.500	75.000	108.000	+/+
VESA, 1280 X 960	60.000	60.000	108.000	+/+
VESA, 1280 X 1024	63.981	60.020	108.000	+/+
VESA, 1280 X 1024	79.976	75.025	135.000	+/+
VESA, 1280 x 800	49.702	59.810	83.500	-/+

### Horizontal Frequency

The time to scan one line connecting the right edge to the left edge of the screen horizontally is called the Horizontal Cycle and the inverse number of the Horizontal Cycle is called the Horizontal Frequency. Unit: kHz

### Vertical Frequency

Like a fluorescent lamp, the screen has to repeat the same image many times per second to display an image to the user. The frequency of this repetition is called the Vertical Frequency or Refresh Rate. Unit: Hz



# Specifications

---

## General

### General

Model Name SyncMaster 743NXPLUS

### LCD Panel

Size 17 inch (43 cm)

Display area 337.920 mm (H) x 270.336 mm (V)

Pixel Pitch 0.264 mm (H) x 0.264 mm (V)

### Synchronization

Horizontal 30 ~ 81 kHz

Vertical 56 ~ 75 Hz

### Display Color

16.7M

### Resolution

Optimum resolution 1280 x 1024@60 Hz

Maximum resolution 1280 x 1024@75 Hz

### Input Signal, Terminated

RGB Analog

0.7 Vp-p  $\pm$  5 %

Separate H/V sync, Composite, SOG

TTL level (V high  $\geq$  2.0 V, V low  $\leq$  0.8 V)

### Maximum Pixel Clock

135 MHz

### Power Supply

AC 100 - 240 V $\sim$  (+/- 10 %), 50/60 Hz  $\pm$  3 Hz

### Signal Cable

15pin - to - 15pin D-sub cable, Detachable

### Dimensions (W x H x D) / Weight (Simple Stand)

368.0 x 307.4 x 68.4 mm (14.5 x 12.1 x 2.7 inch) (Without Stand)

368.0 x 386.2 x 185.0 mm (14.5 x 15.2 x 7.3 inch) (With Stand) / 3.6 kg ( 7.9 lbs)

### Dimensions (W x H x D) / Weight (HAS Stand)

368.0 x 307.4 x 65.5 mm ( 14.5 x 12.1 x 2.6 inch) (Without Stand)

368.0 x 367.2 x 190.0 mm (14.5 x 14.5 x 7.5 inch) (With Stand)/ 4.75 kg (10.5 lbs)

### VESA Mounting Interface

75 mm x 75 mm (For use with Specialty(Arm) Mounting hardware.)

### Environmental considerations

Operating	Temperature : 50°F ~ 104°F (10°C ~ 40°C)
	Humidity : 10 % ~ 80 %, non-condensing
Storage	Temperature : -4°F ~ 113°F (-20°C ~ 45°C)
	Humidity : 5 % ~ 95 %, non-condensing

### **Plug and Play Capability**

This monitor can be installed on any Plug & Play compatible system. The interaction of the monitor and the computer systems will provide the best operating conditions and monitor settings. In most cases, the monitor installation will proceed automatically, unless the user wishes to select alternate settings.

### **Dot Acceptable**

TFT-LCD panels manufactured by using advanced semiconductor technology with precision of 1ppm (one millionth) above are used for this product. But the pixels of RED, GREEN, BLUE and WHITE color appear to be bright sometimes or some black pixels may be seen. This is not from bad quality and you can use it without any problems.



#### **Note**

Design and specifications are subject to change without prior notice.



#### **Class B Equipment (Information Communication equipment for residential use)**

This product complies with the Electromagnetic Compatibility Directives for residential use and can be used in all areas including common residential areas. (Class B equipment emits less electromagnetic waves than Class A equipment.)

# Specifications

---

## **PowerSaver**

This monitor has a built-in power management system called PowerSaver. This system saves energy by switching your monitor to low-power mode when it has not been used for a certain amount of time. The monitor automatically returns to normal operation when you press a key on the keyboard. For energy conservation, turn your monitor OFF when it is not needed, or when leaving it unattended for long periods. The PowerSaver system operates with a VESA DPM compliant video card installed in your computer. Use the software utility installed on your computer to set up this feature.

<b>State</b>	<b>Normal Operation</b>	<b>Power saving mode</b>	<b>Power off (Power button) EPA/ENERGY 2000</b>
Power Indicator	Blue	Blue blinking	Off
Power Consumption	30 watts	Less than 1 watts	Less than 1 watts



This monitor is EPA ENERGY STAR<sup>®</sup> compliant and ENERGY2000 compliant when used with a computer equipped with VESA DPM functionality.

As an ENERGY STAR<sup>®</sup> Partner, SAMSUNG has determined that this product meets the ENERGY STAR<sup>®</sup> guidelines for energy efficiency.

# Specifications

## Preset Timing Modes

If the signal transferred from the computer is the same as the following Preset Timing Modes, the screen will be adjusted automatically. However, if the signal differs, the screen may go blank while the power LED is on. Refer to the video card manual and adjusts the screen as follows.

Display Mode	Horizontal Frequency (kHz)	Vertical Frequency (Hz)	Pixel Clock (MHz)	Sync Polarity (H/V)
IBM, 640 x 350	31.469	70.086	25.175	+/-
IBM, 640 x 480	31.469	59.940	25.175	-/-
IBM, 720 x 400	31.469	70.087	28.322	-/+
MAC, 640 x 480	35.000	66.667	30.240	-/-
MAC, 832 x 624	49.726	74.551	57.284	-/-
MAC, 1152 x 870	68.681	75.062	100.000	-/-
VESA, 640 x 480	37.861	72.809	31.500	-/-
VESA, 640 x 480	37.500	75.000	31.500	-/-
VESA, 800 x 600	35.156	56.250	36.000	+/+
VESA, 800 x 600	37.879	60.317	40.000	+/+
VESA, 800 x 600	48.077	72.188	50.000	+/+
VESA, 800 x 600	46.875	75.000	49.500	+/+
VESA, 1024 x 768	48.363	60.004	65.000	-/-
VESA, 1024 x 768	56.476	70.069	75.000	-/-
VESA, 1024 x 768	60.023	75.029	78.750	+/+
VESA, 1152 x 864	67.500	75.000	108.000	+/+
VESA, 1280 X 960	60.000	60.000	108.000	+/+
VESA, 1280 X 1024	63.981	60.020	108.000	+/+
VESA, 1280 X 1024	79.976	75.025	135.000	+/+
VESA, 1280 x 800	49.702	59.810	83.500	-/+

### Horizontal Frequency

The time to scan one line connecting the right edge to the left edge of the screen horizontally is called the Horizontal Cycle and the inverse number of the Horizontal Cycle is called the Horizontal Frequency. Unit: kHz

### Vertical Frequency

Like a fluorescent lamp, the screen has to repeat the same image many times per second to display an image to the user. The frequency of this repetition is called the Vertical Frequency or Refresh Rate. Unit: Hz



# Specifications

---

## General

### General

Model Name                      SyncMaster 943N

### LCD Panel

Size                                19 inch (48 cm)

Display area                    376.32 mm (H) x 301.056 mm (V)

Pixel Pitch                      0.294 mm (H) x 0.294 mm (V)

### Synchronization

Horizontal                      30 ~ 81 kHz

Vertical                         50 ~ 75 Hz

### Display Color

16.7M

### Resolution

Optimum resolution         1280 x 1024@60 Hz

Maximum resolution        1280 x 1024@75 Hz

### Input Signal, Terminated

RGB Analog

0.7 V<sub>p-p</sub> ± 5 %

Separate H/V sync, Composite, SOG

TTL level (V high ≥ 2.0 V, V low ≤ 0.8 V)

### Maximum Pixel Clock

135 MHz (Analog)

### Power Supply

AC 100 - 240 V~ (+/- 10 %), 50/60 Hz ± 3 Hz

### Signal Cable

15pin - to - 15pin D-sub cable, Detachable

### Dimensions (W x H x D) / Weight (Simple Stand)

405.6 x 335.2 x 66.7 mm ( 16.0 x 13.2 x 2.6 inch) (Without Stand)

405.6 x 413.5 x 200.0 mm ( 16.0 x 16.3 x 7.9 inch) (With Stand) / 3.8 kg ( 8.4 lbs)

### Dimensions (W x H x D) / Weight (HAS Stand)

405.6 x 335.2 x 63.8 mm (16.0 x 13.2 x 2.5 inch) (Without Stand)

405.6 x 380.2 x 190.0 mm (16.0 x 15.0 x 7.5 inch) (With Stand) / 4.85 kg (10.7 lbs)

### VESA Mounting Interface

75 mm x 75 mm (For use with Specialty(Arm) Mounting hardware.)

### Environmental considerations

Operating	Temperature : 50°F ~ 104°F (10°C ~ 40°C)
	Humidity : 10 % ~ 80 %, non-condensing
Storage	Temperature : -4°F ~ 113°F (-20°C ~ 45°C)
	Humidity : 5 % ~ 95 %, non-condensing

#### **Plug and Play Capability**

This monitor can be installed on any Plug & Play compatible system. The interaction of the monitor and the computer systems will provide the best operating conditions and monitor settings. In most cases, the monitor installation will proceed automatically, unless the user wishes to select alternate settings.

#### **Dot Acceptable**

TFT-LCD panels manufactured by using advanced semiconductor technology with precision of 1ppm (one millionth) above are used for this product. But the pixels of RED, GREEN, BLUE and WHITE color appear to be bright sometimes or some black pixels may be seen. This is not from bad quality and you can use it without any problems.



#### **Note**

Design and specifications are subject to change without prior notice.



#### **Class B Equipment (Information Communication equipment for residential use)**

This product complies with the Electromagnetic Compatibility Directives for residential use and can be used in all areas including common residential areas. (Class B equipment emits less electromagnetic waves than Class A equipment.)

# Specifications

---

## PowerSaver

This monitor has a built-in power management system called PowerSaver. This system saves energy by switching your monitor to low-power mode when it has not been used for a certain amount of time. The monitor automatically returns to normal operation when you press a key on the keyboard. For energy conservation, turn your monitor OFF when it is not needed, or when leaving it unattended for long periods. The PowerSaver system operates with a VESA DPM compliant video card installed in your computer. Use the software utility installed on your computer to set up this feature.

State	Normal Operation	Power saving mode	Power off (Power button) EPA/ENERGY 2000
Power Indicator	Blue	Blue blinking	Off
Power Consumption	35 watts	Less than 1 watts	Less than 1 watts



This monitor is EPA ENERGY STAR<sup>®</sup> compliant and ENERGY2000 compliant when used with a computer equipped with VESA DPM functionality.

As an ENERGY STAR<sup>®</sup> Partner, SAMSUNG has determined that this product meets the ENERGY STAR<sup>®</sup> guidelines for energy efficiency.



# Specifications

## Preset Timing Modes

If the signal transferred from the computer is the same as the following Preset Timing Modes, the screen will be adjusted automatically. However, if the signal differs, the screen may go blank while the power LED is on. Refer to the video card manual and adjusts the screen as follows.

Display Mode	Horizontal Frequency (kHz)	Vertical Frequency (Hz)	Pixel Clock (MHz)	Sync Polarity (H/V)
IBM, 640 x 480	31.469	59.940	25.175	-/-
IBM, 720 x 400	31.469	70.087	28.322	-/+
MAC, 640 x 480	35.000	66.667	30.240	-/-
MAC, 832 x 624	49.726	74.551	57.284	-/-
MAC, 1152 x 870	68.681	75.062	100.000	-/-
VESA, 640 x 480	37.500	75.000	31.500	-/-
VESA, 640 x 480	37.861	72.809	31.500	-/-
VESA, 800 x 600	35.156	56.250	36.000	+/+
VESA, 800 x 600	37.879	60.317	40.000	+/+
VESA, 800 x 600	46.875	75.000	49.500	+/+
VESA, 800 x 600	48.077	72.188	50.000	+/+
VESA, 1024 x 768	48.363	60.004	65.000	-/-
VESA, 1024 x 768	56.476	70.069	75.000	-/-
VESA, 1024 x 768	60.023	75.029	78.750	+/+
VESA, 1152 x 864	67.500	75.000	108.000	+/+
VESA, 1280 X 800	49.702	59.810	83.500	-/+
VESA, 1280 X 960	60.000	60.000	108.000	+/+
VESA, 1280 X 1024	63.981	60.020	108.000	+/+
VESA, 1280 X 1024	79.976	75.025	135.000	+/+

### Horizontal Frequency

The time to scan one line connecting the right edge to the left edge of the screen horizontally is called the Horizontal Cycle and the inverse number of the Horizontal Cycle is called the Horizontal Frequency. Unit: kHz

### Vertical Frequency

Like a fluorescent lamp, the screen has to repeat the same image many times per second to display an image to the user. The frequency of this repetition is called the Vertical Frequency or Refresh Rate. Unit: Hz



# Specifications

---

## General

### General

Model Name                      SyncMaster 943NPLUS

### LCD Panel

Size                                      19 inch (48 cm)  
Display area                      376.32 mm (H) x 301.056 mm (V)  
Pixel Pitch                      0.294 mm (H) x 0.294 mm (V)

### Synchronization

Horizontal                      30 ~ 81 kHz  
Vertical                              50 ~ 75 Hz

### Display Color

16.7M

### Resolution

Optimum resolution              1280 x 1024@60 Hz  
Maximum resolution              1280 x 1024@75 Hz

### Input Signal, Terminated

RGB Analog

0.7 Vp-p  $\pm$  5 %

Separate H/V sync, Composite, SOG

TTL level (V high  $\geq$  2.0 V, V low  $\leq$  0.8 V)

### Maximum Pixel Clock

135 MHz (Analog)

### Power Supply

AC 100 - 240 V $\sim$  (+/- 10 %), 50/60 Hz  $\pm$  3 Hz

### Signal Cable

15pin - to - 15pin D-sub cable, Detachable

### Dimensions (W x H x D) / Weight (Simple Stand)

405.6 x 335.2 x 66.7 mm ( 16.0 x 13.2 x 2.6 inch) (Without Stand)

405.6 x 413.5 x 200.0 mm ( 16.0 x 16.3 x 7.9 inch) (With Stand) / 3.8 kg ( 8.4 lbs)

### Dimensions (W x H x D) / Weight (HAS Stand)

405.6 x 335.2 x 63.8 mm (16.0 x 13.2 x 2.5 inch) (Without Stand)

405.6 x 380.2 x 190.0 mm (16.0 x 15.0 x 7.5 inch) (With Stand) / 4.85 kg (10.7 lbs)

### VESA Mounting Interface

75 mm x 75 mm (For use with Specialty(Arm) Mounting hardware.)

### Environmental considerations

Operating	Temperature : 50°F ~ 104°F (10°C ~ 40°C)
	Humidity : 10 % ~ 80 %, non-condensing
Storage	Temperature : -4°F ~ 113°F (-20°C ~ 45°C)
	Humidity : 5 % ~ 95 %, non-condensing

#### **Plug and Play Capability**

This monitor can be installed on any Plug & Play compatible system. The interaction of the monitor and the computer systems will provide the best operating conditions and monitor settings. In most cases, the monitor installation will proceed automatically, unless the user wishes to select alternate settings.

#### **Dot Acceptable**

TFT-LCD panels manufactured by using advanced semiconductor technology with precision of 1ppm (one millionth) above are used for this product. But the pixels of RED, GREEN, BLUE and WHITE color appear to be bright sometimes or some black pixels may be seen. This is not from bad quality and you can use it without any problems.



#### **Note**

Design and specifications are subject to change without prior notice.



#### **Class B Equipment (Information Communication equipment for residential use)**

This product complies with the Electromagnetic Compatibility Directives for residential use and can be used in all areas including common residential areas. (Class B equipment emits less electromagnetic waves than Class A equipment.)

# Specifications

---

## PowerSaver

This monitor has a built-in power management system called PowerSaver. This system saves energy by switching your monitor to low-power mode when it has not been used for a certain amount of time. The monitor automatically returns to normal operation when you press a key on the keyboard. For energy conservation, turn your monitor OFF when it is not needed, or when leaving it unattended for long periods. The PowerSaver system operates with a VESA DPM compliant video card installed in your computer. Use the software utility installed on your computer to set up this feature.

State	Normal Operation	Power saving mode	Power off (Power button) EPA/ENERGY 2000
Power Indicator	Blue	Blue blinking	Off
Power Consumption	35 watts	Less than 1 watts	Less than 1 watts



This monitor is EPA ENERGY STAR<sup>®</sup> compliant and ENERGY2000 compliant when used with a computer equipped with VESA DPM functionality.

As an ENERGY STAR<sup>®</sup> Partner, SAMSUNG has determined that this product meets the ENERGY STAR<sup>®</sup> guidelines for energy efficiency.

# Specifications

## Preset Timing Modes

If the signal transferred from the computer is the same as the following Preset Timing Modes, the screen will be adjusted automatically. However, if the signal differs, the screen may go blank while the power LED is on. Refer to the video card manual and adjusts the screen as follows.

Display Mode	Horizontal Frequency (kHz)	Vertical Frequency (Hz)	Pixel Clock (MHz)	Sync Polarity (H/V)
IBM, 640 x 480	31.469	59.940	25.175	-/-
IBM, 720 x 400	31.469	70.087	28.322	-/+
MAC, 640 x 480	35.000	66.667	30.240	-/-
MAC, 832 x 624	49.726	74.551	57.284	-/-
MAC, 1152 x 870	68.681	75.062	100.000	-/-
VESA, 640 x 480	37.500	75.000	31.500	-/-
VESA, 640 x 480	37.861	72.809	31.500	-/-
VESA, 800 x 600	35.156	56.250	36.000	+/+
VESA, 800 x 600	37.879	60.317	40.000	+/+
VESA, 800 x 600	46.875	75.000	49.500	+/+
VESA, 800 x 600	48.077	72.188	50.000	+/+
VESA, 1024 x 768	48.363	60.004	65.000	-/-
VESA, 1024 x 768	56.476	70.069	75.000	-/-
VESA, 1024 x 768	60.023	75.029	78.750	+/+
VESA, 1152 x 864	67.500	75.000	108.000	+/+
VESA, 1280 X 800	49.702	59.810	83.500	-/+
VESA, 1280 X 960	60.000	60.000	108.000	+/+
VESA, 1280 X 1024	63.981	60.020	108.000	+/+
VESA, 1280 X 1024	79.976	75.025	135.000	+/+

### Horizontal Frequency

The time to scan one line connecting the right edge to the left edge of the screen horizontally is called the Horizontal Cycle and the inverse number of the Horizontal Cycle is called the Horizontal Frequency. Unit: kHz

### Vertical Frequency

Like a fluorescent lamp, the screen has to repeat the same image many times per second to display an image to the user. The frequency of this repetition is called the Vertical Frequency or Refresh Rate. Unit: Hz



# Specifications

---

## General

### General

Model Name                      SyncMaster 943NW

### LCD Panel

Size                                      19 inch (48 cm)  
Display area                      408.24 mm (H) x 255.15 mm (V)  
Pixel Pitch                          0.2835 mm (H) x 0.2835 mm (V)

### Synchronization

Horizontal                          30 ~ 81 kHz  
Vertical                                56 ~ 75 Hz

### Display Color

16.7M

### Resolution

Optimum resolution              1440 x 900@60 Hz  
Maximum resolution              1440 x 900@75 Hz

### Input Signal, Terminated

RGB Analog  
0.7 V<sub>p-p</sub> ± 5 %  
Separate H/V sync, Composite, SOG  
TTL level (V high ≥ 2.0 V, V low ≤ 0.8 V)

### Maximum Pixel Clock

137 MHz

### Power Supply

AC 100 - 240 V~ (+/- 10 %), 50/60 Hz ± 3 Hz

### Signal Cable

15pin - to - 15pin D-sub cable, Detachable

### Dimensions (W x H x D) / Weight (Simple Stand)

439 x 290 x 68.4 mm / 17.3 x 11.4 x 2.7 inch (Without Stand)  
439 x 368 x 185 mm / 17.3 x 14.5 x 7.3 inch (With Stand), 3.8 kg / 8.4 lbs

### Dimensions (W x H x D) / Weight (HAS Stand)

439 x 290 x 65.5 mm / 17.3 x 11.4 x 2.6 inch (Without Stand)  
439 x 357.3 x 190 mm / 17.3 x 14.1 x 7.5 inch (With Stand), 5.0 kg / 11.0 lbs

### VESA Mounting Interface

75 mm x 75 mm (For use with Specialty(Arm) Mounting hardware.)

### Environmental considerations

Operating	Temperature : 50°F ~ 104°F (10°C ~ 40°C)
	Humidity : 10 % ~ 80 %, non-condensing
Storage	Temperature : -4°F ~ 113°F (-20°C ~ 45°C)
	Humidity : 5 % ~ 95 %, non-condensing

### **Plug and Play Capability**

This monitor can be installed on any Plug & Play compatible system. The interaction of the monitor and the computer systems will provide the best operating conditions and monitor settings. In most cases, the monitor installation will proceed automatically, unless the user wishes to select alternate settings.

### **Dot Acceptable**

TFT-LCD panels manufactured by using advanced semiconductor technology with precision of 1ppm (one millionth) above are used for this product. But the pixels of RED, GREEN, BLUE and WHITE color appear to be bright sometimes or some black pixels may be seen. This is not from bad quality and you can use it without any problems.



#### **Note**

Design and specifications are subject to change without prior notice.



#### **Class B Equipment (Information Communication equipment for residential use)**

This product complies with the Electromagnetic Compatibility Directives for residential use and can be used in all areas including common residential areas. (Class B equipment emits less electromagnetic waves than Class A equipment.)

# Specifications

---

## **PowerSaver**

This monitor has a built-in power management system called PowerSaver. This system saves energy by switching your monitor to low-power mode when it has not been used for a certain amount of time. The monitor automatically returns to normal operation when you press a key on the keyboard. For energy conservation, turn your monitor OFF when it is not needed, or when leaving it unattended for long periods. The PowerSaver system operates with a VESA DPM compliant video card installed in your computer. Use the software utility installed on your computer to set up this feature.

<b>State</b>	<b>Normal Operation</b>	<b>Power saving mode</b>	<b>Power off (Power button) EPA/ENERGY 2000</b>
Power Indicator	Blue	Blue blinking	Off
Power Consumption	35 watts	Less than 1 watts	Less than 1 watts



This monitor is EPA ENERGY STAR<sup>®</sup> compliant and ENERGY2000 compliant when used with a computer equipped with VESA DPM functionality.

As an ENERGY STAR<sup>®</sup> Partner, SAMSUNG has determined that this product meets the ENERGY STAR<sup>®</sup> guidelines for energy efficiency.



# Specifications

## Preset Timing Modes

If the signal transferred from the computer is the same as the following Preset Timing Modes, the screen will be adjusted automatically. However, if the signal differs, the screen may go blank while the power LED is on. Refer to the video card manual and adjusts the screen as follows.

Display Mode	Horizontal Frequency (kHz)	Vertical Frequency (Hz)	Pixel Clock (MHz)	Sync Polarity (H/V)
IBM, 720 x 400	31.469	70.087	28.322	-/+
MAC, 640 x 480	35.000	66.667	30.240	-/-
MAC, 832 x 624	49.726	74.551	57.284	-/-
MAC, 1152 x 870	68.681	75.062	100.000	-/-
VESA, 640 x 480	31.469	59.940	25.175	-/-
VESA, 640 x 480	37.861	72.809	31.500	-/-
VESA, 640 x 480	37.500	75.000	31.500	-/-
VESA, 800 x 600	35.156	56.250	36.000	+/+
VESA, 800 x 600	37.879	60.317	40.000	+/+
VESA, 800 x 600	48.077	72.188	50.000	+/+
VESA, 800 x 600	46.875	75.000	49.500	+/+
VESA, 1024 x 768	48.363	60.004	65.000	-/-
VESA, 1024 x 768	56.476	70.069	75.000	-/-
VESA, 1024 x 768	60.023	75.029	78.750	+/+
VESA, 1152 x 864	67.500	75.000	108.000	+/+
VESA, 1280 x 800	49.702	59.810	83.500	+/+
VESA, 1280 X 960	60.000	60.000	108.000	+/+
VESA, 1280 X 1024	63.981	60.020	108.000	+/+
VESA, 1280 X 1024	79.976	75.025	135.000	+/+
VESA, 1440 X 900	55.935	59.887	106.500	-/+
VESA, 1440 X 900	70.635	74.984	136.750	-/+

### Horizontal Frequency

The time to scan one line connecting the right edge to the left edge of the screen horizontally is called the Horizontal Cycle and the inverse number of the Horizontal Cycle is called the Horizontal Frequency. Unit: kHz

### Vertical Frequency

Like a fluorescent lamp, the screen has to repeat the same image many times per second to display an image to the user. The frequency of this repetition is called the Vertical Frequency or Refresh Rate. Unit: Hz



# Specifications

---

## General

### General

Model Name SyncMaster 943NWPLUS

### LCD Panel

Size 19 inch (48 cm)  
Display area 408.24 mm (H) x 255.15 mm (V)  
Pixel Pitch 0.2835 mm (H) x 0.2835 mm (V)

### Synchronization

Horizontal 30 ~ 81 kHz  
Vertical 56 ~ 75 Hz

### Display Color

16.7M

### Resolution

Optimum resolution 1440 x 900@60 Hz  
Maximum resolution 1440 x 900@75 Hz

### Input Signal, Terminated

RGB Analog  
0.7 V<sub>p-p</sub> ± 5 %  
Separate H/V sync, Composite, SOG  
TTL level (V high ≥ 2.0 V, V low ≤ 0.8 V)

### Maximum Pixel Clock

137 MHz

### Power Supply

AC 100 - 240 V~ (+/- 10 %), 50/60 Hz ± 3 Hz

### Signal Cable

15pin - to - 15pin D-sub cable, Detachable

### Dimensions (W x H x D) / Weight (Simple Stand)

439 x 290 x 68.4 mm / 17.3 x 11.4 x 2.7 inch (Without Stand)  
439 x 368 x 185 mm / 17.3 x 14.5 x 7.3 inch (With Stand), 3.8 kg / 8.4 lbs

### Dimensions (W x H x D) / Weight (HAS Stand)

439 x 290 x 65.5 mm / 17.3 x 11.4 x 2.6 inch (Without Stand)  
439 x 357.3 x 190 mm / 17.3 x 14.1 x 7.5 inch (With Stand), 5.0 kg / 11.0 lbs

### VESA Mounting Interface

75 mm x 75 mm (For use with Specialty(Arm) Mounting hardware.)

### Environmental considerations

Operating	Temperature : 50°F ~ 104°F (10°C ~ 40°C)
	Humidity : 10 % ~ 80 %, non-condensing
Storage	Temperature : -4°F ~ 113°F (-20°C ~ 45°C)
	Humidity : 5 % ~ 95 %, non-condensing

### **Plug and Play Capability**

This monitor can be installed on any Plug & Play compatible system. The interaction of the monitor and the computer systems will provide the best operating conditions and monitor settings. In most cases, the monitor installation will proceed automatically, unless the user wishes to select alternate settings.

### **Dot Acceptable**

TFT-LCD panels manufactured by using advanced semiconductor technology with precision of 1ppm (one millionth) above are used for this product. But the pixels of RED, GREEN, BLUE and WHITE color appear to be bright sometimes or some black pixels may be seen. This is not from bad quality and you can use it without any problems.



#### **Note**

Design and specifications are subject to change without prior notice.



#### **Class B Equipment (Information Communication equipment for residential use)**

This product complies with the Electromagnetic Compatibility Directives for residential use and can be used in all areas including common residential areas. (Class B equipment emits less electromagnetic waves than Class A equipment.)

# Specifications

## PowerSaver

This monitor has a built-in power management system called PowerSaver. This system saves energy by switching your monitor to low-power mode when it has not been used for a certain amount of time. The monitor automatically returns to normal operation when you press a key on the keyboard. For energy conservation, turn your monitor OFF when it is not needed, or when leaving it unattended for long periods. The PowerSaver system operates with a VESA DPM compliant video card installed in your computer. Use the software utility installed on your computer to set up this feature.

State	Normal Operation	Power saving mode	Power off (Power button) EPA/ENERGY 2000
Power Indicator	Blue	Blue blinking	Off
Power Consumption	35 watts	Less than 1 watts	Less than 1 watts



This monitor is EPA ENERGY STAR<sup>®</sup> compliant and ENERGY2000 compliant when used with a computer equipped with VESA DPM functionality.

As an ENERGY STAR<sup>®</sup> Partner, SAMSUNG has determined that this product meets the ENERGY STAR<sup>®</sup> guidelines for energy efficiency.

# Specifications

## Preset Timing Modes

If the signal transferred from the computer is the same as the following Preset Timing Modes, the screen will be adjusted automatically. However, if the signal differs, the screen may go blank while the power LED is on. Refer to the video card manual and adjusts the screen as follows.

Display Mode	Horizontal Frequency (kHz)	Vertical Frequency (Hz)	Pixel Clock (MHz)	Sync Polarity (H/V)
IBM, 720 x 400	31.469	70.087	28.322	-/+
MAC, 640 x 480	35.000	66.667	30.240	-/-
MAC, 832 x 624	49.726	74.551	57.284	-/-
MAC, 1152 x 870	68.681	75.062	100.000	-/-
VESA, 640 x 480	31.469	59.940	25.175	-/-
VESA, 640 x 480	37.861	72.809	31.500	-/-
VESA, 640 x 480	37.500	75.000	31.500	-/-
VESA, 800 x 600	35.156	56.250	36.000	+/+
VESA, 800 x 600	37.879	60.317	40.000	+/+
VESA, 800 x 600	48.077	72.188	50.000	+/+
VESA, 800 x 600	46.875	75.000	49.500	+/+
VESA, 1024 x 768	48.363	60.004	65.000	-/-
VESA, 1024 x 768	56.476	70.069	75.000	-/-
VESA, 1024 x 768	60.023	75.029	78.750	+/+
VESA, 1152 x 864	67.500	75.000	108.000	+/+
VESA, 1280 x 800	49.702	59.810	83.500	+/+
VESA, 1280 X 960	60.000	60.000	108.000	+/+
VESA, 1280 X 1024	63.981	60.020	108.000	+/+
VESA, 1280 X 1024	79.976	75.025	135.000	+/+
VESA, 1440 X 900	55.935	59.887	106.500	-/+
VESA, 1440 X 900	70.635	74.984	136.750	-/+

### Horizontal Frequency

The time to scan one line connecting the right edge to the left edge of the screen horizontally is called the Horizontal Cycle and the inverse number of the Horizontal Cycle is called the Horizontal Frequency. Unit: kHz

### Vertical Frequency

Like a fluorescent lamp, the screen has to repeat the same image many times per second to display an image to the user. The frequency of this repetition is called the Vertical Frequency or Refresh Rate. Unit: Hz



# Specifications

---

## General

### General

Model Name                      SyncMaster 943NWX

### LCD Panel

Size                                      19 inch (48 cm)  
Display area                      408.24 mm (H) x 255.15 mm (V)  
Pixel Pitch                              0.2835 mm (H) x 0.2835 mm (V)

### Synchronization

Horizontal                              30 ~ 81 kHz  
Vertical                                      56 ~ 75 Hz

### Display Color

16.7M

### Resolution

Optimum resolution              1440 x 900@60 Hz  
Maximum resolution              1440 x 900@75 Hz

### Input Signal, Terminated

RGB Analog

0.7 V<sub>p-p</sub> ± 5 %

Separate H/V sync, Composite, SOG

TTL level (V high ≥ 2.0 V, V low ≤ 0.8 V)

### Maximum Pixel Clock

137 MHz

### Power Supply

AC 100 - 240 V~ (+/- 10 %), 50/60 Hz ± 3 Hz

### Signal Cable

15pin - to - 15pin D-sub cable, Detachable

### Dimensions (W x H x D) / Weight (Simple Stand)

439 x 290 x 68.4 mm / 17.3 x 11.4 x 2.7 inch (Without Stand)

439 x 368 x 185 mm / 17.3 x 14.5 x 7.3 inch (With Stand), 3.8 kg / 8.4 lbs

### Dimensions (W x H x D) / Weight (HAS Stand)

439 x 290 x 65.5 mm / 17.3 x 11.4 x 2.6 inch (Without Stand)

439 x 357.3 x 190 mm / 17.3 x 14.1 x 7.5 inch (With Stand), 5.0 kg / 11.0 lbs

### VESA Mounting Interface

75 mm x 75 mm (For use with Specialty(Arm) Mounting hardware.)

### Environmental considerations

Operating	Temperature : 50°F ~ 104°F (10°C ~ 40°C)
	Humidity : 10 % ~ 80 %, non-condensing
Storage	Temperature : -4°F ~ 113°F (-20°C ~ 45°C)
	Humidity : 5 % ~ 95 %, non-condensing

### **Plug and Play Capability**

This monitor can be installed on any Plug & Play compatible system. The interaction of the monitor and the computer systems will provide the best operating conditions and monitor settings. In most cases, the monitor installation will proceed automatically, unless the user wishes to select alternate settings.

### **Dot Acceptable**

TFT-LCD panels manufactured by using advanced semiconductor technology with precision of 1ppm (one millionth) above are used for this product. But the pixels of RED, GREEN, BLUE and WHITE color appear to be bright sometimes or some black pixels may be seen. This is not from bad quality and you can use it without any problems.



#### **Note**

Design and specifications are subject to change without prior notice.



#### **Class B Equipment (Information Communication equipment for residential use)**

This product complies with the Electromagnetic Compatibility Directives for residential use and can be used in all areas including common residential areas. (Class B equipment emits less electromagnetic waves than Class A equipment.)

# Specifications

---

## **PowerSaver**

This monitor has a built-in power management system called PowerSaver. This system saves energy by switching your monitor to low-power mode when it has not been used for a certain amount of time. The monitor automatically returns to normal operation when you press a key on the keyboard. For energy conservation, turn your monitor OFF when it is not needed, or when leaving it unattended for long periods. The PowerSaver system operates with a VESA DPM compliant video card installed in your computer. Use the software utility installed on your computer to set up this feature.

<b>State</b>	<b>Normal Operation</b>	<b>Power saving mode</b>	<b>Power off (Power button) EPA/ENERGY 2000</b>
Power Indicator	Blue	Blue blinking	Off
Power Consumption	35 watts	Less than 1 watts	Less than 1 watts



This monitor is EPA ENERGY STAR<sup>®</sup> compliant and ENERGY2000 compliant when used with a computer equipped with VESA DPM functionality.

As an ENERGY STAR<sup>®</sup> Partner, SAMSUNG has determined that this product meets the ENERGY STAR<sup>®</sup> guidelines for energy efficiency.



# Specifications

## Preset Timing Modes

If the signal transferred from the computer is the same as the following Preset Timing Modes, the screen will be adjusted automatically. However, if the signal differs, the screen may go blank while the power LED is on. Refer to the video card manual and adjusts the screen as follows.

Display Mode	Horizontal Frequency (kHz)	Vertical Frequency (Hz)	Pixel Clock (MHz)	Sync Polarity (H/V)
IBM, 720 x 400	31.469	70.087	28.322	-/+
MAC, 640 x 480	35.000	66.667	30.240	-/-
MAC, 832 x 624	49.726	74.551	57.284	-/-
MAC, 1152 x 870	68.681	75.062	100.000	-/-
VESA, 640 x 480	31.469	59.940	25.175	-/-
VESA, 640 x 480	37.861	72.809	31.500	-/-
VESA, 640 x 480	37.500	75.000	31.500	-/-
VESA, 800 x 600	35.156	56.250	36.000	+/+
VESA, 800 x 600	37.879	60.317	40.000	+/+
VESA, 800 x 600	48.077	72.188	50.000	+/+
VESA, 800 x 600	46.875	75.000	49.500	+/+
VESA, 1024 x 768	48.363	60.004	65.000	-/-
VESA, 1024 x 768	56.476	70.069	75.000	-/-
VESA, 1024 x 768	60.023	75.029	78.750	+/+
VESA, 1152 x 864	67.500	75.000	108.000	+/+
VESA, 1280 x 800	49.702	59.810	83.500	+/+
VESA, 1280 X 960	60.000	60.000	108.000	+/+
VESA, 1280 X 1024	63.981	60.020	108.000	+/+
VESA, 1280 X 1024	79.976	75.025	135.000	+/+
VESA, 1440 X 900	55.935	59.887	106.500	-/+
VESA, 1440 X 900	70.635	74.984	136.750	-/+

### Horizontal Frequency

The time to scan one line connecting the right edge to the left edge of the screen horizontally is called the Horizontal Cycle and the inverse number of the Horizontal Cycle is called the Horizontal Frequency. Unit: kHz

### Vertical Frequency

Like a fluorescent lamp, the screen has to repeat the same image many times per second to display an image to the user. The frequency of this repetition is called the Vertical Frequency or Refresh Rate. Unit: Hz



# Specifications

---

## General

### General

Model Name SyncMaster 943NWPLUS

### LCD Panel

Size 19 inch (48 cm)  
Display area 408.24 mm (H) x 255.15 mm (V)  
Pixel Pitch 0.2835 mm (H) x 0.2835 mm (V)

### Synchronization

Horizontal 30 ~ 81 kHz  
Vertical 56 ~ 75 Hz

### Display Color

16.7M

### Resolution

Optimum resolution 1440 x 900@60 Hz  
Maximum resolution 1440 x 900@75 Hz

### Input Signal, Terminated

RGB Analog  
0.7 V<sub>p-p</sub> ± 5 %  
Separate H/V sync, Composite, SOG  
TTL level (V high ≥ 2.0 V, V low ≤ 0.8 V)

### Maximum Pixel Clock

137 MHz

### Power Supply

AC 100 - 240 V~ (+/- 10 %), 50/60 Hz ± 3 Hz

### Signal Cable

15pin - to - 15pin D-sub cable, Detachable

### Dimensions (W x H x D) / Weight (Simple Stand)

439 x 290 x 68.4 mm / 17.3 x 11.4 x 2.7 inch (Without Stand)  
439 x 368 x 185 mm / 17.3 x 14.5 x 7.3 inch (With Stand), 3.8 kg / 8.4 lbs

### Dimensions (W x H x D) / Weight (HAS Stand)

439 x 290 x 65.5 mm / 17.3 x 11.4 x 2.6 inch (Without Stand)  
439 x 357.3 x 190 mm / 17.3 x 14.1 x 7.5 inch (With Stand), 5.0 kg / 11.0 lbs

### VESA Mounting Interface

75 mm x 75 mm (For use with Specialty(Arm) Mounting hardware.)

### Environmental considerations

Operating	Temperature : 50°F ~ 104°F (10°C ~ 40°C)
	Humidity : 10 % ~ 80 %, non-condensing
Storage	Temperature : -4°F ~ 113°F (-20°C ~ 45°C)
	Humidity : 5 % ~ 95 %, non-condensing

### **Plug and Play Capability**

This monitor can be installed on any Plug & Play compatible system. The interaction of the monitor and the computer systems will provide the best operating conditions and monitor settings. In most cases, the monitor installation will proceed automatically, unless the user wishes to select alternate settings.

### **Dot Acceptable**

TFT-LCD panels manufactured by using advanced semiconductor technology with precision of 1ppm (one millionth) above are used for this product. But the pixels of RED, GREEN, BLUE and WHITE color appear to be bright sometimes or some black pixels may be seen. This is not from bad quality and you can use it without any problems.



#### **Note**

Design and specifications are subject to change without prior notice.



#### **Class B Equipment (Information Communication equipment for residential use)**

This product complies with the Electromagnetic Compatibility Directives for residential use and can be used in all areas including common residential areas. (Class B equipment emits less electromagnetic waves than Class A equipment.)

# Specifications

---

## **PowerSaver**

This monitor has a built-in power management system called PowerSaver. This system saves energy by switching your monitor to low-power mode when it has not been used for a certain amount of time. The monitor automatically returns to normal operation when you press a key on the keyboard. For energy conservation, turn your monitor OFF when it is not needed, or when leaving it unattended for long periods. The PowerSaver system operates with a VESA DPM compliant video card installed in your computer. Use the software utility installed on your computer to set up this feature.

<b>State</b>	<b>Normal Operation</b>	<b>Power saving mode</b>	<b>Power off (Power button) EPA/ENERGY 2000</b>
Power Indicator	Blue	Blue blinking	Off
Power Consumption	35 watts	Less than 1 watts	Less than 1 watts



This monitor is EPA ENERGY STAR<sup>®</sup> compliant and ENERGY2000 compliant when used with a computer equipped with VESA DPM functionality.

As an ENERGY STAR<sup>®</sup> Partner, SAMSUNG has determined that this product meets the ENERGY STAR<sup>®</sup> guidelines for energy efficiency.

# Specifications

## Preset Timing Modes

If the signal transferred from the computer is the same as the following Preset Timing Modes, the screen will be adjusted automatically. However, if the signal differs, the screen may go blank while the power LED is on. Refer to the video card manual and adjusts the screen as follows.

Display Mode	Horizontal Frequency (kHz)	Vertical Frequency (Hz)	Pixel Clock (MHz)	Sync Polarity (H/V)
IBM, 720 x 400	31.469	70.087	28.322	-/+
MAC, 640 x 480	35.000	66.667	30.240	-/-
MAC, 832 x 624	49.726	74.551	57.284	-/-
MAC, 1152 x 870	68.681	75.062	100.000	-/-
VESA, 640 x 480	31.469	59.940	25.175	-/-
VESA, 640 x 480	37.861	72.809	31.500	-/-
VESA, 640 x 480	37.500	75.000	31.500	-/-
VESA, 800 x 600	35.156	56.250	36.000	+/+
VESA, 800 x 600	37.879	60.317	40.000	+/+
VESA, 800 x 600	48.077	72.188	50.000	+/+
VESA, 800 x 600	46.875	75.000	49.500	+/+
VESA, 1024 x 768	48.363	60.004	65.000	-/-
VESA, 1024 x 768	56.476	70.069	75.000	-/-
VESA, 1024 x 768	60.023	75.029	78.750	+/+
VESA, 1152 x 864	67.500	75.000	108.000	+/+
VESA, 1280 x 800	49.702	59.810	83.500	+/+
VESA, 1280 X 960	60.000	60.000	108.000	+/+
VESA, 1280 X 1024	63.981	60.020	108.000	+/+
VESA, 1280 X 1024	79.976	75.025	135.000	+/+
VESA, 1440 X 900	55.935	59.887	106.500	-/+
VESA, 1440 X 900	70.635	74.984	136.750	-/+

### Horizontal Frequency

The time to scan one line connecting the right edge to the left edge of the screen horizontally is called the Horizontal Cycle and the inverse number of the Horizontal Cycle is called the Horizontal Frequency. Unit: kHz

### Vertical Frequency

Like a fluorescent lamp, the screen has to repeat the same image many times per second to display an image to the user. The frequency of this repetition is called the Vertical Frequency or Refresh Rate. Unit: Hz



# Specifications

---

## General

### General

Model Name SyncMaster 943NX

### LCD Panel

Size 19 inch (48 cm)

Display area 376.32 mm (H) x 301.056 mm (V)

Pixel Pitch 0.294 mm (H) x 0.294 mm (V)

### Synchronization

Horizontal 30 ~ 81 kHz

Vertical 50 ~ 75 Hz

### Display Color

16.7M

### Resolution

Optimum resolution 1280 x 1024@60 Hz

Maximum resolution 1280 x 1024@75 Hz

### Input Signal, Terminated

RGB Analog

0.7 V<sub>p-p</sub> ± 5 %

Separate H/V sync, Composite, SOG

TTL level (V high ≥ 2.0 V, V low ≤ 0.8 V)

### Maximum Pixel Clock

135 MHz (Analog)

### Power Supply

AC 100 - 240 V<sub>~</sub> (+/- 10 %), 50/60 Hz ± 3 Hz

### Signal Cable

15pin - to - 15pin D-sub cable, Detachable

### Dimensions (W x H x D) / Weight (Simple Stand)

405.6 x 335.2 x 66.7 mm ( 16.0 x 13.2 x 2.6 inch) (Without Stand)

405.6 x 413.5 x 200.0 mm ( 16.0 x 16.3 x 7.9 inch) (With Stand) / 3.8 kg ( 8.4 lbs)

### Dimensions (W x H x D) / Weight (HAS Stand)

405.6 x 335.2 x 63.8 mm (16.0 x 13.2 x 2.5 inch) (Without Stand)

405.6 x 380.2 x 190.0 mm (16.0 x 15.0 x 7.5 inch) (With Stand) / 4.85 kg (10.7 lbs)

### VESA Mounting Interface

75 mm x 75 mm (For use with Specialty(Arm) Mounting hardware.)

### Environmental considerations

Operating	Temperature : 50°F ~ 104°F (10°C ~ 40°C)
	Humidity : 10 % ~ 80 %, non-condensing
Storage	Temperature : -4°F ~ 113°F (-20°C ~ 45°C)
	Humidity : 5 % ~ 95 %, non-condensing

#### **Plug and Play Capability**

This monitor can be installed on any Plug & Play compatible system. The interaction of the monitor and the computer systems will provide the best operating conditions and monitor settings. In most cases, the monitor installation will proceed automatically, unless the user wishes to select alternate settings.

#### **Dot Acceptable**

TFT-LCD panels manufactured by using advanced semiconductor technology with precision of 1ppm (one millionth) above are used for this product. But the pixels of RED, GREEN, BLUE and WHITE color appear to be bright sometimes or some black pixels may be seen. This is not from bad quality and you can use it without any problems.



#### **Note**

Design and specifications are subject to change without prior notice.



#### **Class B Equipment (Information Communication equipment for residential use)**

This product complies with the Electromagnetic Compatibility Directives for residential use and can be used in all areas including common residential areas. (Class B equipment emits less electromagnetic waves than Class A equipment.)

# Specifications

---

## PowerSaver

This monitor has a built-in power management system called PowerSaver. This system saves energy by switching your monitor to low-power mode when it has not been used for a certain amount of time. The monitor automatically returns to normal operation when you press a key on the keyboard. For energy conservation, turn your monitor OFF when it is not needed, or when leaving it unattended for long periods. The PowerSaver system operates with a VESA DPM compliant video card installed in your computer. Use the software utility installed on your computer to set up this feature.

State	Normal Operation	Power saving mode	Power off (Power button) EPA/ENERGY 2000
Power Indicator	Blue	Blue blinking	Off
Power Consumption	35 watts	Less than 1 watts	Less than 1 watts



This monitor is EPA ENERGY STAR<sup>®</sup> compliant and ENERGY2000 compliant when used with a computer equipped with VESA DPM functionality.

As an ENERGY STAR<sup>®</sup> Partner, SAMSUNG has determined that this product meets the ENERGY STAR<sup>®</sup> guidelines for energy efficiency.



# Specifications

## Preset Timing Modes

If the signal transferred from the computer is the same as the following Preset Timing Modes, the screen will be adjusted automatically. However, if the signal differs, the screen may go blank while the power LED is on. Refer to the video card manual and adjusts the screen as follows.

Display Mode	Horizontal Frequency (kHz)	Vertical Frequency (Hz)	Pixel Clock (MHz)	Sync Polarity (H/V)
IBM, 640 x 480	31.469	59.940	25.175	-/-
IBM, 720 x 400	31.469	70.087	28.322	-/+
MAC, 640 x 480	35.000	66.667	30.240	-/-
MAC, 832 x 624	49.726	74.551	57.284	-/-
MAC, 1152 x 870	68.681	75.062	100.000	-/-
VESA, 640 x 480	37.500	75.000	31.500	-/-
VESA, 640 x 480	37.861	72.809	31.500	-/-
VESA, 800 x 600	35.156	56.250	36.000	+/+
VESA, 800 x 600	37.879	60.317	40.000	+/+
VESA, 800 x 600	46.875	75.000	49.500	+/+
VESA, 800 x 600	48.077	72.188	50.000	+/+
VESA, 1024 x 768	48.363	60.004	65.000	-/-
VESA, 1024 x 768	56.476	70.069	75.000	-/-
VESA, 1024 x 768	60.023	75.029	78.750	+/+
VESA, 1152 x 864	67.500	75.000	108.000	+/+
VESA, 1280 X 800	49.702	59.810	83.500	-/+
VESA, 1280 X 960	60.000	60.000	108.000	+/+
VESA, 1280 X 1024	63.981	60.020	108.000	+/+
VESA, 1280 X 1024	79.976	75.025	135.000	+/+

### Horizontal Frequency

The time to scan one line connecting the right edge to the left edge of the screen horizontally is called the Horizontal Cycle and the inverse number of the Horizontal Cycle is called the Horizontal Frequency. Unit: kHz

### Vertical Frequency

Like a fluorescent lamp, the screen has to repeat the same image many times per second to display an image to the user. The frequency of this repetition is called the Vertical Frequency or Refresh Rate. Unit: Hz



# Specifications

---

## General

### General

Model Name SyncMaster 943NXPLUS

### LCD Panel

Size 19 inch (48 cm)

Display area 376.32 mm (H) x 301.056 mm (V)

Pixel Pitch 0.294 mm (H) x 0.294 mm (V)

### Synchronization

Horizontal 30 ~ 81 kHz

Vertical 50 ~ 75 Hz

### Display Color

16.7M

### Resolution

Optimum resolution 1280 x 1024@60 Hz

Maximum resolution 1280 x 1024@75 Hz

### Input Signal, Terminated

RGB Analog

0.7 Vp-p  $\pm$  5 %

Separate H/V sync, Composite, SOG

TTL level (V high  $\geq$  2.0 V, V low  $\leq$  0.8 V)

### Maximum Pixel Clock

135 MHz (Analog)

### Power Supply

AC 100 - 240 V $\sim$  (+/- 10 %), 50/60 Hz  $\pm$  3 Hz

### Signal Cable

15pin - to - 15pin D-sub cable, Detachable

### Dimensions (W x H x D) / Weight (Simple Stand)

405.6 x 335.2 x 66.7 mm ( 16.0 x 13.2 x 2.6 inch) (Without Stand)

405.6 x 413.5 x 200.0 mm ( 16.0 x 16.3 x 7.9 inch) (With Stand) / 3.8 kg ( 8.4 lbs)

### Dimensions (W x H x D) / Weight (HAS Stand)

405.6 x 335.2 x 63.8 mm (16.0 x 13.2 x 2.5 inch) (Without Stand)

405.6 x 380.2 x 190.0 mm (16.0 x 15.0 x 7.5 inch) (With Stand) / 4.85 kg (10.7 lbs)

### VESA Mounting Interface

75 mm x 75 mm (For use with Specialty(Arm) Mounting hardware.)

### Environmental considerations

Operating	Temperature : 50°F ~ 104°F (10°C ~ 40°C)
	Humidity : 10 % ~ 80 %, non-condensing
Storage	Temperature : -4°F ~ 113°F (-20°C ~ 45°C)
	Humidity : 5 % ~ 95 %, non-condensing

#### **Plug and Play Capability**

This monitor can be installed on any Plug & Play compatible system. The interaction of the monitor and the computer systems will provide the best operating conditions and monitor settings. In most cases, the monitor installation will proceed automatically, unless the user wishes to select alternate settings.

#### **Dot Acceptable**

TFT-LCD panels manufactured by using advanced semiconductor technology with precision of 1ppm (one millionth) above are used for this product. But the pixels of RED, GREEN, BLUE and WHITE color appear to be bright sometimes or some black pixels may be seen. This is not from bad quality and you can use it without any problems.



#### **Note**

Design and specifications are subject to change without prior notice.



#### **Class B Equipment (Information Communication equipment for residential use)**

This product complies with the Electromagnetic Compatibility Directives for residential use and can be used in all areas including common residential areas. (Class B equipment emits less electromagnetic waves than Class A equipment.)

# Specifications

---

## PowerSaver

This monitor has a built-in power management system called PowerSaver. This system saves energy by switching your monitor to low-power mode when it has not been used for a certain amount of time. The monitor automatically returns to normal operation when you press a key on the keyboard. For energy conservation, turn your monitor OFF when it is not needed, or when leaving it unattended for long periods. The PowerSaver system operates with a VESA DPM compliant video card installed in your computer. Use the software utility installed on your computer to set up this feature.

State	Normal Operation	Power saving mode	Power off (Power button) EPA/ENERGY 2000
Power Indicator	Blue	Blue blinking	Off
Power Consumption	35 watts	Less than 1 watts	Less than 1 watts



This monitor is EPA ENERGY STAR<sup>®</sup> compliant and ENERGY2000 compliant when used with a computer equipped with VESA DPM functionality.

As an ENERGY STAR<sup>®</sup> Partner, SAMSUNG has determined that this product meets the ENERGY STAR<sup>®</sup> guidelines for energy efficiency.

# Specifications

## Preset Timing Modes

If the signal transferred from the computer is the same as the following Preset Timing Modes, the screen will be adjusted automatically. However, if the signal differs, the screen may go blank while the power LED is on. Refer to the video card manual and adjusts the screen as follows.

Display Mode	Horizontal Frequency (kHz)	Vertical Frequency (Hz)	Pixel Clock (MHz)	Sync Polarity (H/V)
IBM, 640 x 480	31.469	59.940	25.175	-/-
IBM, 720 x 400	31.469	70.087	28.322	-/+
MAC, 640 x 480	35.000	66.667	30.240	-/-
MAC, 832 x 624	49.726	74.551	57.284	-/-
MAC, 1152 x 870	68.681	75.062	100.000	-/-
VESA, 640 x 480	37.500	75.000	31.500	-/-
VESA, 640 x 480	37.861	72.809	31.500	-/-
VESA, 800 x 600	35.156	56.250	36.000	+/+
VESA, 800 x 600	37.879	60.317	40.000	+/+
VESA, 800 x 600	46.875	75.000	49.500	+/+
VESA, 800 x 600	48.077	72.188	50.000	+/+
VESA, 1024 x 768	48.363	60.004	65.000	-/-
VESA, 1024 x 768	56.476	70.069	75.000	-/-
VESA, 1024 x 768	60.023	75.029	78.750	+/+
VESA, 1152 x 864	67.500	75.000	108.000	+/+
VESA, 1280 X 800	49.702	59.810	83.500	-/+
VESA, 1280 X 960	60.000	60.000	108.000	+/+
VESA, 1280 X 1024	63.981	60.020	108.000	+/+
VESA, 1280 X 1024	79.976	75.025	135.000	+/+

### Horizontal Frequency

The time to scan one line connecting the right edge to the left edge of the screen horizontally is called the Horizontal Cycle and the inverse number of the Horizontal Cycle is called the Horizontal Frequency. Unit: kHz

### Vertical Frequency

Like a fluorescent lamp, the screen has to repeat the same image many times per second to display an image to the user. The frequency of this repetition is called the Vertical Frequency or Refresh Rate. Unit: Hz



# Specifications

---

## General

### General

Model Name                      SyncMaster 943SN

### LCD Panel

Size                                      18.5 inch (47 cm)

Display area                      409.8 mm (H) x 230.4 mm (V)

Pixel Pitch                              0.3 mm (H) x 0.3 mm (V)

### Synchronization

Horizontal                              31 ~ 80 kHz

Vertical                                      56 ~ 75 Hz

### Display Color

16.7M

### Resolution

Optimum resolution              1360 x 768@60 Hz

Maximum resolution              1360 x 768@60 Hz

### Input Signal, Terminated

RGB Analog

0.7 Vp-p  $\pm$  5 %

Separate H/V sync, Composite, SOG

TTL level (V high  $\geq$  2.0 V, V low  $\leq$  0.8 V)

### Maximum Pixel Clock

89 MHz (Analog)

### Power Supply

AC 100 - 240 V~ (+/- 10 %), 50/60 Hz  $\pm$  3 Hz

### Signal Cable

15pin - to - 15pin D-sub cable, Detachable

### Dimensions (W x H x D) / Weight (Simple Stand)

443.0 x 283.5 x 64.4 mm ( 17.4 x 11.2 x 2.5 inch ) (Without Stand)

443.0 x 354.6 x 184.9 mm ( 17.4 x 14.0 x 7.3 inch )(With Stand)/ 3.65 kg ( 8.0 lbs )

### Dimensions (W x H x D) / Weight (HAS Stand)

443.0 x 283.5 x 61.5 mm ( 17.4 x 11.2 x 2.4 inch ) (Without Stand)

443.0 x 342.8 x 190.2 mm ( 17.4 x 13.5 x 7.5 inch ) (With Stand)/ 4.85 kg ( 10.7 lbs )

### VESA Mounting Interface

75 mm x 75 mm

### Environmental considerations

Operating	Temperature : 50°F ~ 104°F (10°C ~ 40°C)
	Humidity : 10 % ~ 80 %, non-condensing
Storage	Temperature : -4°F ~ 113°F (-20°C ~ 45°C)
	Humidity : 5 % ~ 95 %, non-condensing

#### **Plug and Play Capability**

This monitor can be installed on any Plug & Play compatible system. The interaction of the monitor and the computer systems will provide the best operating conditions and monitor settings. In most cases, the monitor installation will proceed automatically, unless the user wishes to select alternate settings.

#### **Dot Acceptable**

TFT-LCD panels manufactured by using advanced semiconductor technology with precision of 1ppm (one millionth) above are used for this product. But the pixels of RED, GREEN, BLUE and WHITE color appear to be bright sometimes or some black pixels may be seen. This is not from bad quality and you can use it without any problems.



#### **Note**

Design and specifications are subject to change without prior notice.



#### **Class B Equipment (Information Communication equipment for residential use)**

This product complies with the Electromagnetic Compatibility Directives for residential use and can be used in all areas including common residential areas. (Class B equipment emits less electromagnetic waves than Class A equipment.)

# Specifications

---

## PowerSaver

This monitor has a built-in power management system called PowerSaver. This system saves energy by switching your monitor to low-power mode when it has not been used for a certain amount of time. The monitor automatically returns to normal operation when you press a key on the keyboard. For energy conservation, turn your monitor OFF when it is not needed, or when leaving it unattended for long periods. The PowerSaver system operates with a VESA DPM compliant video card installed in your computer. Use the software utility installed on your computer to set up this feature.

State	Normal Operation	Power saving mode	Power off (Power button) EPA/ENERGY 2000
Power Indicator	On	Blinking	Off
Power Consumption	20 watts	Less than 1 watts	Less than 1 watts



This monitor is EPA ENERGY STAR<sup>®</sup> compliant and ENERGY2000 compliant when used with a computer equipped with VESA DPM functionality.

As an ENERGY STAR<sup>®</sup> Partner, SAMSUNG has determined that this product meets the ENERGY STAR<sup>®</sup> guidelines for energy efficiency.



# Specifications

## Preset Timing Modes

If the signal transferred from the computer is the same as the following Preset Timing Modes, the screen will be adjusted automatically. However, if the signal differs, the screen may go blank while the power LED is on. Refer to the video card manual and adjusts the screen as follows.

Display Mode	Horizontal Frequency (kHz)	Vertical Frequency (Hz)	Pixel Clock (MHz)	Sync Polarity (H/V)
IBM, 720 x 400	31.469	70.087	28.322	-/+
MAC, 640 x 480	35.000	66.667	30.240	-/-
MAC, 832 x 624	49.726	74.551	57.284	-/-
VESA, 640 x 480	31.469	59.940	25.175	-/-
VESA, 640 x 480	37.861	72.809	31.500	-/-
VESA, 640 x 480	37.500	75.000	31.500	-/-
VESA, 800 x 600	35.156	56.250	36.000	+/+
VESA, 800 x 600	37.879	60.317	40.000	+/+
VESA, 800 x 600	48.077	72.188	50.000	+/+
VESA, 800 x 600	46.875	75.000	49.500	+/+
VESA, 1024 x 768	48.363	60.004	65.000	-/-
VESA, 1024 x 768	56.476	70.069	75.000	-/-
VESA, 1024 x 768	60.023	75.029	78.750	+/+
VESA, 1360 X 768	47.712	60.015	85.500	+/+

### Horizontal Frequency

The time to scan one line connecting the right edge to the left edge of the screen horizontally is called the Horizontal Cycle and the inverse number of the Horizontal Cycle is called the Horizontal Frequency. Unit: kHz



### Vertical Frequency

Like a fluorescent lamp, the screen has to repeat the same image many times per second to display an image to the user. The frequency of this repetition is called the Vertical Frequency or Refresh Rate. Unit: Hz

# Specifications

---

## General

### General

Model Name SyncMaster 943SNPLUS

### LCD Panel

Size 18.5 inch (47 cm)

Display area 409.8 mm (H) x 230.4 mm (V)

Pixel Pitch 0.3 mm (H) x 0.3 mm (V)

### Synchronization

Horizontal 31 ~ 80 kHz

Vertical 56 ~ 75 Hz

### Display Color

16.7M

### Resolution

Optimum resolution 1360 x 768@60 Hz

Maximum resolution 1360 x 768@60 Hz

### Input Signal, Terminated

RGB Analog

0.7 Vp-p  $\pm$  5 %

Separate H/V sync, Composite, SOG

TTL level (V high  $\geq$  2.0 V, V low  $\leq$  0.8 V)

### Maximum Pixel Clock

89 MHz (Analog)

### Power Supply

AC 100 - 240 V~ (+/- 10 %), 50/60 Hz  $\pm$  3 Hz

### Signal Cable

15pin - to - 15pin D-sub cable, Detachable

### Dimensions (W x H x D) / Weight (Simple Stand)

443.0 x 283.5 x 64.4 mm ( 17.4 x 11.2 x 2.5 inch ) (Without Stand)

443.0 x 354.6 x 184.9 mm ( 17.4 x 14.0 x 7.3 inch )(With Stand)/ 3.65 kg ( 8.0 lbs )

### Dimensions (W x H x D) / Weight (HAS Stand)

443.0 x 283.5 x 61.5 mm ( 17.4 x 11.2 x 2.4 inch ) (Without Stand)

443.0 x 342.8 x 190.2 mm ( 17.4 x 13.5 x 7.5 inch ) (With Stand)/ 4.85 kg ( 10.7 lbs )

### VESA Mounting Interface

75 mm x 75 mm

### Environmental considerations

Operating	Temperature : 50°F ~ 104°F (10°C ~ 40°C)
	Humidity : 10 % ~ 80 %, non-condensing
Storage	Temperature : -4°F ~ 113°F (-20°C ~ 45°C)
	Humidity : 5 % ~ 95 %, non-condensing

#### **Plug and Play Capability**

This monitor can be installed on any Plug & Play compatible system. The interaction of the monitor and the computer systems will provide the best operating conditions and monitor settings. In most cases, the monitor installation will proceed automatically, unless the user wishes to select alternate settings.

#### **Dot Acceptable**

TFT-LCD panels manufactured by using advanced semiconductor technology with precision of 1ppm (one millionth) above are used for this product. But the pixels of RED, GREEN, BLUE and WHITE color appear to be bright sometimes or some black pixels may be seen. This is not from bad quality and you can use it without any problems.

#### **Note**

Design and specifications are subject to change without prior notice.

#### **Class B Equipment (Information Communication equipment for residential use)**

This product complies with the Electromagnetic Compatibility Directives for residential use and can be used in all areas including common residential areas. (Class B equipment emits less electromagnetic waves than Class A equipment.)

# Specifications

## PowerSaver

This monitor has a built-in power management system called PowerSaver. This system saves energy by switching your monitor to low-power mode when it has not been used for a certain amount of time. The monitor automatically returns to normal operation when you press a key on the keyboard. For energy conservation, turn your monitor OFF when it is not needed, or when leaving it unattended for long periods. The PowerSaver system operates with a VESA DPM compliant video card installed in your computer. Use the software utility installed on your computer to set up this feature.

State	Normal Operation	Power saving mode	Power off (Power button) EPA/ENERGY 2000
Power Indicator	On	Blinking	Off
Power Consumption	20 watts	Less than 1 watts	Less than 1 watts



This monitor is EPA ENERGY STAR<sup>®</sup> compliant and ENERGY2000 compliant when used with a computer equipped with VESA DPM functionality.

As an ENERGY STAR<sup>®</sup> Partner, SAMSUNG has determined that this product meets the ENERGY STAR<sup>®</sup> guidelines for energy efficiency.

# Specifications

## Preset Timing Modes

If the signal transferred from the computer is the same as the following Preset Timing Modes, the screen will be adjusted automatically. However, if the signal differs, the screen may go blank while the power LED is on. Refer to the video card manual and adjusts the screen as follows.

Display Mode	Horizontal Frequency (kHz)	Vertical Frequency (Hz)	Pixel Clock (MHz)	Sync Polarity (H/V)
IBM, 720 x 400	31.469	70.087	28.322	-/+
MAC, 640 x 480	35.000	66.667	30.240	-/-
MAC, 832 x 624	49.726	74.551	57.284	-/-
VESA, 640 x 480	31.469	59.940	25.175	-/-
VESA, 640 x 480	37.861	72.809	31.500	-/-
VESA, 640 x 480	37.500	75.000	31.500	-/-
VESA, 800 x 600	35.156	56.250	36.000	+/+
VESA, 800 x 600	37.879	60.317	40.000	+/+
VESA, 800 x 600	48.077	72.188	50.000	+/+
VESA, 800 x 600	46.875	75.000	49.500	+/+
VESA, 1024 x 768	48.363	60.004	65.000	-/-
VESA, 1024 x 768	56.476	70.069	75.000	-/-
VESA, 1024 x 768	60.023	75.029	78.750	+/+
VESA, 1360 X 768	47.712	60.015	85.500	+/+

### Horizontal Frequency

The time to scan one line connecting the right edge to the left edge of the screen horizontally is called the Horizontal Cycle and the inverse number of the Horizontal Cycle is called the Horizontal Frequency. Unit: kHz

### Vertical Frequency

Like a fluorescent lamp, the screen has to repeat the same image many times per second to display an image to the user. The frequency of this repetition is called the Vertical Frequency or Refresh Rate. Unit: Hz



# Specifications

---

## General

### General

Model Name SyncMaster 943SNX

### LCD Panel

Size 18.5 inch (47 cm)

Display area 409.8 mm (H) x 230.4 mm (V)

Pixel Pitch 0.3 mm (H) x 0.3 mm (V)

### Synchronization

Horizontal 31 ~ 80 kHz

Vertical 56 ~ 75 Hz

### Display Color

16.7M

### Resolution

Optimum resolution 1360 x 768@60 Hz

Maximum resolution 1360 x 768@60 Hz

### Input Signal, Terminated

RGB Analog

0.7 Vp-p  $\pm$  5 %

Separate H/V sync, Composite, SOG

TTL level (V high  $\geq$  2.0 V, V low  $\leq$  0.8 V)

### Maximum Pixel Clock

89 MHz (Analog)

### Power Supply

AC 100 - 240 V~ (+/- 10 %), 50/60 Hz  $\pm$  3 Hz

### Signal Cable

15pin - to - 15pin D-sub cable, Detachable

### Dimensions (W x H x D) / Weight (Simple Stand)

443.0 x 283.5 x 64.4 mm ( 17.4 x 11.2 x 2.5 inch ) (Without Stand)

443.0 x 354.6 x 184.9 mm ( 17.4 x 14.0 x 7.3 inch )(With Stand)/ 3.65 kg ( 8.0 lbs )

### Dimensions (W x H x D) / Weight (HAS Stand)

443.0 x 283.5 x 61.5 mm ( 17.4 x 11.2 x 2.4 inch ) (Without Stand)

443.0 x 342.8 x 190.2 mm ( 17.4 x 13.5 x 7.5 inch ) (With Stand)/ 4.85 kg ( 10.7 lbs )

### VESA Mounting Interface

75 mm x 75 mm

### Environmental considerations

Operating	Temperature : 50°F ~ 104°F (10°C ~ 40°C)
	Humidity : 10 % ~ 80 %, non-condensing
Storage	Temperature : -4°F ~ 113°F (-20°C ~ 45°C)
	Humidity : 5 % ~ 95 %, non-condensing

#### **Plug and Play Capability**

This monitor can be installed on any Plug & Play compatible system. The interaction of the monitor and the computer systems will provide the best operating conditions and monitor settings. In most cases, the monitor installation will proceed automatically, unless the user wishes to select alternate settings.

#### **Dot Acceptable**

TFT-LCD panels manufactured by using advanced semiconductor technology with precision of 1ppm (one millionth) above are used for this product. But the pixels of RED, GREEN, BLUE and WHITE color appear to be bright sometimes or some black pixels may be seen. This is not from bad quality and you can use it without any problems.

#### **Note**

Design and specifications are subject to change without prior notice.

#### **Class B Equipment (Information Communication equipment for residential use)**

This product complies with the Electromagnetic Compatibility Directives for residential use and can be used in all areas including common residential areas. (Class B equipment emits less electromagnetic waves than Class A equipment.)

# Specifications

## PowerSaver

This monitor has a built-in power management system called PowerSaver. This system saves energy by switching your monitor to low-power mode when it has not been used for a certain amount of time. The monitor automatically returns to normal operation when you press a key on the keyboard. For energy conservation, turn your monitor OFF when it is not needed, or when leaving it unattended for long periods. The PowerSaver system operates with a VESA DPM compliant video card installed in your computer. Use the software utility installed on your computer to set up this feature.

State	Normal Operation	Power saving mode	Power off (Power button) EPA/ENERGY 2000
Power Indicator	On	Blinking	Off
Power Consumption	20 watts	Less than 1 watts	Less than 1 watts



This monitor is EPA ENERGY STAR<sup>®</sup> compliant and ENERGY2000 compliant when used with a computer equipped with VESA DPM functionality.

As an ENERGY STAR<sup>®</sup> Partner, SAMSUNG has determined that this product meets the ENERGY STAR<sup>®</sup> guidelines for energy efficiency.



# Specifications

## Preset Timing Modes

If the signal transferred from the computer is the same as the following Preset Timing Modes, the screen will be adjusted automatically. However, if the signal differs, the screen may go blank while the power LED is on. Refer to the video card manual and adjusts the screen as follows.

Display Mode	Horizontal Frequency (kHz)	Vertical Frequency (Hz)	Pixel Clock (MHz)	Sync Polarity (H/V)
IBM, 720 x 400	31.469	70.087	28.322	-/+
MAC, 640 x 480	35.000	66.667	30.240	-/-
MAC, 832 x 624	49.726	74.551	57.284	-/-
VESA, 640 x 480	31.469	59.940	25.175	-/-
VESA, 640 x 480	37.861	72.809	31.500	-/-
VESA, 640 x 480	37.500	75.000	31.500	-/-
VESA, 800 x 600	35.156	56.250	36.000	+/+
VESA, 800 x 600	37.879	60.317	40.000	+/+
VESA, 800 x 600	48.077	72.188	50.000	+/+
VESA, 800 x 600	46.875	75.000	49.500	+/+
VESA, 1024 x 768	48.363	60.004	65.000	-/-
VESA, 1024 x 768	56.476	70.069	75.000	-/-
VESA, 1024 x 768	60.023	75.029	78.750	+/+
VESA, 1360 X 768	47.712	60.015	85.500	+/+

### Horizontal Frequency

The time to scan one line connecting the right edge to the left edge of the screen horizontally is called the Horizontal Cycle and the inverse number of the Horizontal Cycle is called the Horizontal Frequency. Unit: kHz

### Vertical Frequency

Like a fluorescent lamp, the screen has to repeat the same image many times per second to display an image to the user. The frequency of this repetition is called the Vertical Frequency or Refresh Rate. Unit: Hz



# Specifications

---

## General

### General

Model Name SyncMaster 943SNXPLUS

### LCD Panel

Size 18.5 inch (47 cm)

Display area 409.8 mm (H) x 230.4 mm (V)

Pixel Pitch 0.3 mm (H) x 0.3 mm (V)

### Synchronization

Horizontal 31 ~ 80 kHz

Vertical 56 ~ 75 Hz

### Display Color

16.7M

### Resolution

Optimum resolution 1360 x 768@60 Hz

Maximum resolution 1360 x 768@60 Hz

### Input Signal, Terminated

RGB Analog

0.7 Vp-p  $\pm$  5 %

Separate H/V sync, Composite, SOG

TTL level (V high  $\geq$  2.0 V, V low  $\leq$  0.8 V)

### Maximum Pixel Clock

89 MHz (Analog)

### Power Supply

AC 100 - 240 V~ (+/- 10 %), 50/60 Hz  $\pm$  3 Hz

### Signal Cable

15pin - to - 15pin D-sub cable, Detachable

### Dimensions (W x H x D) / Weight (Simple Stand)

443.0 x 283.5 x 64.4 mm ( 17.4 x 11.2 x 2.5 inch ) (Without Stand)

443.0 x 354.6 x 184.9 mm ( 17.4 x 14.0 x 7.3 inch )(With Stand)/ 3.65 kg ( 8.0 lbs )

### Dimensions (W x H x D) / Weight (HAS Stand)

443.0 x 283.5 x 61.5 mm ( 17.4 x 11.2 x 2.4 inch ) (Without Stand)

443.0 x 342.8 x 190.2 mm ( 17.4 x 13.5 x 7.5 inch ) (With Stand)/ 4.85 kg ( 10.7 lbs )

### VESA Mounting Interface

75 mm x 75 mm

### Environmental considerations

Operating	Temperature : 50°F ~ 104°F (10°C ~ 40°C)
	Humidity : 10 % ~ 80 %, non-condensing
Storage	Temperature : -4°F ~ 113°F (-20°C ~ 45°C)
	Humidity : 5 % ~ 95 %, non-condensing

#### **Plug and Play Capability**

This monitor can be installed on any Plug & Play compatible system. The interaction of the monitor and the computer systems will provide the best operating conditions and monitor settings. In most cases, the monitor installation will proceed automatically, unless the user wishes to select alternate settings.

#### **Dot Acceptable**

TFT-LCD panels manufactured by using advanced semiconductor technology with precision of 1ppm (one millionth) above are used for this product. But the pixels of RED, GREEN, BLUE and WHITE color appear to be bright sometimes or some black pixels may be seen. This is not from bad quality and you can use it without any problems.

#### **Note**

Design and specifications are subject to change without prior notice.

#### **Class B Equipment (Information Communication equipment for residential use)**

This product complies with the Electromagnetic Compatibility Directives for residential use and can be used in all areas including common residential areas. (Class B equipment emits less electromagnetic waves than Class A equipment.)

# Specifications

## PowerSaver

This monitor has a built-in power management system called PowerSaver. This system saves energy by switching your monitor to low-power mode when it has not been used for a certain amount of time. The monitor automatically returns to normal operation when you press a key on the keyboard. For energy conservation, turn your monitor OFF when it is not needed, or when leaving it unattended for long periods. The PowerSaver system operates with a VESA DPM compliant video card installed in your computer. Use the software utility installed on your computer to set up this feature.

State	Normal Operation	Power saving mode	Power off (Power button) EPA/ENERGY 2000
Power Indicator	On	Blinking	Off
Power Consumption	20 watts	Less than 1 watts	Less than 1 watts



This monitor is EPA ENERGY STAR<sup>®</sup> compliant and ENERGY2000 compliant when used with a computer equipped with VESA DPM functionality.

As an ENERGY STAR<sup>®</sup> Partner, SAMSUNG has determined that this product meets the ENERGY STAR<sup>®</sup> guidelines for energy efficiency.

# Specifications

## Preset Timing Modes

If the signal transferred from the computer is the same as the following Preset Timing Modes, the screen will be adjusted automatically. However, if the signal differs, the screen may go blank while the power LED is on. Refer to the video card manual and adjusts the screen as follows.

Display Mode	Horizontal Frequency (kHz)	Vertical Frequency (Hz)	Pixel Clock (MHz)	Sync Polarity (H/V)
IBM, 720 x 400	31.469	70.087	28.322	-/+
MAC, 640 x 480	35.000	66.667	30.240	-/-
MAC, 832 x 624	49.726	74.551	57.284	-/-
VESA, 640 x 480	31.469	59.940	25.175	-/-
VESA, 640 x 480	37.861	72.809	31.500	-/-
VESA, 640 x 480	37.500	75.000	31.500	-/-
VESA, 800 x 600	35.156	56.250	36.000	+/+
VESA, 800 x 600	37.879	60.317	40.000	+/+
VESA, 800 x 600	48.077	72.188	50.000	+/+
VESA, 800 x 600	46.875	75.000	49.500	+/+
VESA, 1024 x 768	48.363	60.004	65.000	-/-
VESA, 1024 x 768	56.476	70.069	75.000	-/-
VESA, 1024 x 768	60.023	75.029	78.750	+/+
VESA, 1360 X 768	47.712	60.015	85.500	+/+

### Horizontal Frequency

The time to scan one line connecting the right edge to the left edge of the screen horizontally is called the Horizontal Cycle and the inverse number of the Horizontal Cycle is called the Horizontal Frequency. Unit: kHz



### Vertical Frequency

Like a fluorescent lamp, the screen has to repeat the same image many times per second to display an image to the user. The frequency of this repetition is called the Vertical Frequency or Refresh Rate. Unit: Hz

# Specifications

---

## General

### General

Model Name                      SyncMaster 943SW

### LCD Panel

Size                                18.5 inch (47 cm)  
Display area                      409.8 mm(H) X 230.4 mm(V)  
Pixel Pitch                        0.3 mm(H) X 0.3 mm(V)

### Synchronization

Horizontal                        31 ~ 80 kHz  
Vertical                            56~75 Hz

### Display Color

16.7M

### Resolution

Optimum resolution            1360 X 768@60Hz  
Maximum resolution            1360 X 768@60Hz

### Input Signal, Terminated

RGB Analog, DVI(Digital Visual Interface) Compliant Digital RGB

0.7 Vp-p ± 5 %

Separate H/V sync, Composite, SOG

TTL level (V high ≥ 2.0 V, V low ≤ 0.8 V)

### Maximum Pixel Clock

89MHz (Analog,Digital)

### Power Supply

AC 100 - 240 V~ (+/- 10 %), 50/60 Hz ± 3 Hz

### Signal Cable

15pin-to-15pin D-sub cable,Detachable

DVI-D to DVI-D connector, Detachable

### Dimensions (W x H x D) / Weight (Simple Stand)

443.0 x 283.5 x 61.5 mm ( 17.4 x 11.2 x 2.5 inch) (Without Stand)

443.0 x 354.6 x 184.9 mm ( 17.4 x 14.0 x 7.3 inch) (With Stand)/ 3.65 kg (8.0 lbs)

### Dimensions (W x H x D) / Weight (HAS Stand)

443.0 x 283.5 x 61.5 mm ( 17.4 x 11.2 x 2.5 inch) (Without Stand)

443.0 x 342.8 x 190.2 mm ( 17.4 x 13.5 x 7.5 inch) (With Stand)/ 4.85 kg (10.7 lbs)

### VESA Mounting Interface

75.0 mm x 75.0 mm

### Environmental considerations

Operating	Temperature : 50°F ~ 104°F (10°C ~ 40°C)
	Humidity : 10 % ~ 80 %, non-condensing
Storage	Temperature : -4°F ~ 113°F (-20°C ~ 45°C)
	Humidity : 5 % ~ 95 %, non-condensing

### Plug and Play Capability

This monitor can be installed on any Plug & Play compatible system. The interaction of the monitor and the computer systems will provide the best operating conditions and monitor settings. In most cases, the monitor installation will proceed automatically, unless the user wishes to select alternate settings.

### Dot Acceptable

TFT-LCD panels manufactured by using advanced semiconductor technology with precision of 1ppm (one millionth) above are used for this product. But the pixels of RED, GREEN, BLUE and WHITE color appear to be bright sometimes or some black pixels may be seen. This is not from bad quality and you can use it without any problems.



#### Note

Design and specifications are subject to change without prior notice.



#### Class B Equipment (Information Communication equipment for residential use)

This product complies with the Electromagnetic Compatibility Directives for residential use and can be used in all areas including common residential areas. (Class B equipment emits less electromagnetic waves than Class A equipment.)

# Specifications

---

## **PowerSaver**

This monitor has a built-in power management system called PowerSaver. This system saves energy by switching your monitor to low-power mode when it has not been used for a certain amount of time. The monitor automatically returns to normal operation when you press a key on the keyboard. For energy conservation, turn your monitor OFF when it is not needed, or when leaving it unattended for long periods. The PowerSaver system operates with a VESA DPM compliant video card installed in your computer. Use the software utility installed on your computer to set up this feature.

<b>State</b>	<b>Normal Operation</b>	<b>Power saving mode</b>	<b>Power off (Power button) EPA/ENERGY 2000</b>
Power Indicator	On	Blinking	Off
Power Consumption	20 watts	Less than 1 watts	Less than 1 watts



This monitor is EPA ENERGY STAR<sup>®</sup> compliant and ENERGY 2000 compliant when used with a computer equipped with VESA DPM functionality.

As an ENERGY STAR<sup>®</sup> Partner, SAMSUNG has determined that this product meets the ENERGY STAR<sup>®</sup> guidelines for energy efficiency.



# Specifications

## Preset Timing Modes

If the signal transferred from the computer is the same as the following Preset Timing Modes, the screen will be adjusted automatically. However, if the signal differs, the screen may go blank while the power LED is on. Refer to the video card manual and adjusts the screen as follows.

Display Mode	Horizontal Frequency (kHz)	Vertical Frequency (Hz)	Pixel Clock (MHz)	Sync Polarity (H/V)
IBM, 720 x 400	31.469	70.087	28.322	-/+
MAC, 640 x 480	35.000	66.667	30.240	-/-
MAC, 832 x 624	49.726	74.551	57.284	-/-
VESA, 640 x 480	31.469	59.940	25.175	-/-
VESA, 640 x 480	37.861	72.809	31.500	-/-
VESA, 640 x 480	37.500	75.000	31.500	-/-
VESA, 800 x 600	35.156	56.250	36.000	+/+
VESA, 800 x 600	37.879	60.317	40.000	+/+
VESA, 800 x 600	48.077	72.188	50.000	+/+
VESA, 800 x 600	46.875	75.000	49.500	+/+
VESA, 1024 X 768	48.363	60.004	65.000	-/-
VESA, 1024 X 768	56.476	70.069	75.000	-/-
VESA, 1024 X 768	60.023	75.029	78.750	+/+
VESA, 1360 X 768	47.712	60.015	85.500	+/+

### Horizontal Frequency

The time to scan one line connecting the right edge to the left edge of the screen horizontally is called the Horizontal Cycle and the inverse number of the Horizontal Cycle is called the Horizontal Frequency. Unit: kHz

### Vertical Frequency

Like a fluorescent lamp, the screen has to repeat the same image many times per second to display an image to the user. The frequency of this repetition is called the Vertical Frequency or Refresh Rate. Unit: Hz



# Specifications

---

## General

### General

Model Name SyncMaster 943SWPLUS

### LCD Panel

Size 18.5 inch (47 cm)

Display area 409.8 mm(H) X 230.4 mm(V)

Pixel Pitch 0.3 mm(H) X 0.3 mm(V)

### Synchronization

Horizontal 31 ~ 80 kHz

Vertical 56~75 Hz

### Display Color

16.7M

### Resolution

Optimum resolution 1360 X 768@60Hz

Maximum resolution 1360 X 768@60Hz

### Input Signal, Terminated

RGB Analog, DVI(Digital Visual Interface) Compliant Digital RGB

0.7 Vp-p  $\pm$  5 %

Separate H/V sync, Composite, SOG

TTL level (V high  $\geq$  2.0 V, V low  $\leq$  0.8 V)

### Maximum Pixel Clock

89MHz (Analog,Digital)

### Power Supply

AC 100 - 240 V $\sim$  (+/- 10 %), 50/60 Hz  $\pm$  3 Hz

### Signal Cable

15pin-to-15pin D-sub cable, Detachable

DVI-D to DVI-D connector, Detachable

### Dimensions (W x H x D) / Weight (Simple Stand)

443.0 x 283.5 x 61.5 mm ( 17.4 x 11.2 x 2.5 inch) (Without Stand)

443.0 x 354.6 x 184.9 mm ( 17.4 x 14.0 x 7.3 inch) (With Stand)/ 3.65 kg (8.0 lbs)

### Dimensions (W x H x D) / Weight (HAS Stand)

443.0 x 283.5 x 61.5 mm ( 17.4 x 11.2 x 2.5 inch) (Without Stand)

443.0 x 342.8 x 190.2 mm ( 17.4 x 13.5 x 7.5 inch) (With Stand)/ 4.85 kg (10.7 lbs)

### VESA Mounting Interface

75.0 mm x 75.0 mm

### Environmental considerations

Operating	Temperature : 50°F ~ 104°F (10°C ~ 40°C)
	Humidity : 10 % ~ 80 %, non-condensing
Storage	Temperature : -4°F ~ 113°F (-20°C ~ 45°C)
	Humidity : 5 % ~ 95 %, non-condensing

### Plug and Play Capability

This monitor can be installed on any Plug & Play compatible system. The interaction of the monitor and the computer systems will provide the best operating conditions and monitor settings. In most cases, the monitor installation will proceed automatically, unless the user wishes to select alternate settings.

### Dot Acceptable

TFT-LCD panels manufactured by using advanced semiconductor technology with precision of 1ppm (one millionth) above are used for this product. But the pixels of RED, GREEN, BLUE and WHITE color appear to be bright sometimes or some black pixels may be seen. This is not from bad quality and you can use it without any problems.

#### **Note**

Design and specifications are subject to change without prior notice.

#### **Class B Equipment (Information Communication equipment for residential use)**

This product complies with the Electromagnetic Compatibility Directives for residential use and can be used in all areas including common residential areas. (Class B equipment emits less electromagnetic waves than Class A equipment.)

# Specifications

---

## **PowerSaver**

This monitor has a built-in power management system called PowerSaver. This system saves energy by switching your monitor to low-power mode when it has not been used for a certain amount of time. The monitor automatically returns to normal operation when you press a key on the keyboard. For energy conservation, turn your monitor OFF when it is not needed, or when leaving it unattended for long periods. The PowerSaver system operates with a VESA DPM compliant video card installed in your computer. Use the software utility installed on your computer to set up this feature.

<b>State</b>	<b>Normal Operation</b>	<b>Power saving mode</b>	<b>Power off (Power button) EPA/ENERGY 2000</b>
Power Indicator	On	Blinking	Off
Power Consumption	20 watts	Less than 1 watts	Less than 1 watts



This monitor is EPA ENERGY STAR<sup>®</sup> compliant and ENERGY 2000 compliant when used with a computer equipped with VESA DPM functionality.

As an ENERGY STAR<sup>®</sup> Partner, SAMSUNG has determined that this product meets the ENERGY STAR<sup>®</sup> guidelines for energy efficiency.

# Specifications

## Preset Timing Modes

If the signal transferred from the computer is the same as the following Preset Timing Modes, the screen will be adjusted automatically. However, if the signal differs, the screen may go blank while the power LED is on. Refer to the video card manual and adjusts the screen as follows.

Display Mode	Horizontal Frequency (kHz)	Vertical Frequency (Hz)	Pixel Clock (MHz)	Sync Polarity (H/V)
IBM, 720 x 400	31.469	70.087	28.322	-/+
MAC, 640 x 480	35.000	66.667	30.240	-/-
MAC, 832 x 624	49.726	74.551	57.284	-/-
VESA, 640 x 480	31.469	59.940	25.175	-/-
VESA, 640 x 480	37.861	72.809	31.500	-/-
VESA, 640 x 480	37.500	75.000	31.500	-/-
VESA, 800 x 600	35.156	56.250	36.000	+/+
VESA, 800 x 600	37.879	60.317	40.000	+/+
VESA, 800 x 600	48.077	72.188	50.000	+/+
VESA, 800 x 600	46.875	75.000	49.500	+/+
VESA, 1024 X 768	48.363	60.004	65.000	-/-
VESA, 1024 X 768	56.476	70.069	75.000	-/-
VESA, 1024 X 768	60.023	75.029	78.750	+/+
VESA, 1360 X 768	47.712	60.015	85.500	+/+

### Horizontal Frequency

The time to scan one line connecting the right edge to the left edge of the screen horizontally is called the Horizontal Cycle and the inverse number of the Horizontal Cycle is called the Horizontal Frequency. Unit: kHz

### Vertical Frequency

Like a fluorescent lamp, the screen has to repeat the same image many times per second to display an image to the user. The frequency of this repetition is called the Vertical Frequency or Refresh Rate. Unit: Hz



# Specifications

---

## General

### General

Model Name SyncMaster 943SWX

### LCD Panel

Size 18.5 inch (47 cm)  
Display area 409.8 mm(H) X 230.4 mm(V)  
Pixel Pitch 0.3 mm(H) X 0.3 mm(V)

### Synchronization

Horizontal 31 ~ 80 kHz  
Vertical 56~75 Hz

### Display Color

16.7M

### Resolution

Optimum resolution 1360 X 768@60Hz  
Maximum resolution 1360 X 768@60Hz

### Input Signal, Terminated

RGB Analog, DVI(Digital Visual Interface) Compliant Digital RGB

0.7 Vp-p  $\pm$  5 %

Separate H/V sync, Composite, SOG

TTL level (V high  $\geq$  2.0 V, V low  $\leq$  0.8 V)

### Maximum Pixel Clock

89MHz (Analog,Digital)

### Power Supply

AC 100 - 240 V $\sim$  (+/- 10 %), 50/60 Hz  $\pm$  3 Hz

### Signal Cable

15pin-to-15pin D-sub cable, Detachable

DVI-D to DVI-D connector, Detachable

### Dimensions (W x H x D) / Weight (Simple Stand)

443.0 x 283.5 x 61.5 mm ( 17.4 x 11.2 x 2.5 inch) (Without Stand)

443.0 x 354.6 x 184.9 mm ( 17.4 x 14.0 x 7.3 inch) (With Stand)/ 3.65 kg (8.0 lbs)

### Dimensions (W x H x D) / Weight (HAS Stand)

443.0 x 283.5 x 61.5 mm ( 17.4 x 11.2 x 2.5 inch) (Without Stand)

443.0 x 342.8 x 190.2 mm ( 17.4 x 13.5 x 7.5 inch) (With Stand)/ 4.85 kg (10.7 lbs)

### VESA Mounting Interface

75.0 mm x 75.0 mm

### Environmental considerations

Operating	Temperature : 50°F ~ 104°F (10°C ~ 40°C)
	Humidity : 10 % ~ 80 %, non-condensing
Storage	Temperature : -4°F ~ 113°F (-20°C ~ 45°C)
	Humidity : 5 % ~ 95 %, non-condensing

### Plug and Play Capability

This monitor can be installed on any Plug & Play compatible system. The interaction of the monitor and the computer systems will provide the best operating conditions and monitor settings. In most cases, the monitor installation will proceed automatically, unless the user wishes to select alternate settings.

### Dot Acceptable

TFT-LCD panels manufactured by using advanced semiconductor technology with precision of 1ppm (one millionth) above are used for this product. But the pixels of RED, GREEN, BLUE and WHITE color appear to be bright sometimes or some black pixels may be seen. This is not from bad quality and you can use it without any problems.

#### **Note**

Design and specifications are subject to change without prior notice.

#### **Class B Equipment (Information Communication equipment for residential use)**

This product complies with the Electromagnetic Compatibility Directives for residential use and can be used in all areas including common residential areas. (Class B equipment emits less electromagnetic waves than Class A equipment.)

# Specifications

---

## **PowerSaver**

This monitor has a built-in power management system called PowerSaver. This system saves energy by switching your monitor to low-power mode when it has not been used for a certain amount of time. The monitor automatically returns to normal operation when you press a key on the keyboard. For energy conservation, turn your monitor OFF when it is not needed, or when leaving it unattended for long periods. The PowerSaver system operates with a VESA DPM compliant video card installed in your computer. Use the software utility installed on your computer to set up this feature.

<b>State</b>	<b>Normal Operation</b>	<b>Power saving mode</b>	<b>Power off (Power button) EPA/ENERGY 2000</b>
Power Indicator	On	Blinking	Off
Power Consumption	20 watts	Less than 1 watts	Less than 1 watts



This monitor is EPA ENERGY STAR<sup>®</sup> compliant and ENERGY 2000 compliant when used with a computer equipped with VESA DPM functionality.

As an ENERGY STAR<sup>®</sup> Partner, SAMSUNG has determined that this product meets the ENERGY STAR<sup>®</sup> guidelines for energy efficiency.



# Specifications

## Preset Timing Modes

If the signal transferred from the computer is the same as the following Preset Timing Modes, the screen will be adjusted automatically. However, if the signal differs, the screen may go blank while the power LED is on. Refer to the video card manual and adjusts the screen as follows.

Display Mode	Horizontal Frequency (kHz)	Vertical Frequency (Hz)	Pixel Clock (MHz)	Sync Polarity (H/V)
IBM, 720 x 400	31.469	70.087	28.322	-/+
MAC, 640 x 480	35.000	66.667	30.240	-/-
MAC, 832 x 624	49.726	74.551	57.284	-/-
VESA, 640 x 480	31.469	59.940	25.175	-/-
VESA, 640 x 480	37.861	72.809	31.500	-/-
VESA, 640 x 480	37.500	75.000	31.500	-/-
VESA, 800 x 600	35.156	56.250	36.000	+/+
VESA, 800 x 600	37.879	60.317	40.000	+/+
VESA, 800 x 600	48.077	72.188	50.000	+/+
VESA, 800 x 600	46.875	75.000	49.500	+/+
VESA, 1024 X 768	48.363	60.004	65.000	-/-
VESA, 1024 X 768	56.476	70.069	75.000	-/-
VESA, 1024 X 768	60.023	75.029	78.750	+/+
VESA, 1360 X 768	47.712	60.015	85.500	+/+

### Horizontal Frequency

The time to scan one line connecting the right edge to the left edge of the screen horizontally is called the Horizontal Cycle and the inverse number of the Horizontal Cycle is called the Horizontal Frequency. Unit: kHz

### Vertical Frequency

Like a fluorescent lamp, the screen has to repeat the same image many times per second to display an image to the user. The frequency of this repetition is called the Vertical Frequency or Refresh Rate. Unit: Hz



# Specifications

---

## General

### General

Model Name SyncMaster 943SWXPLUS

### LCD Panel

Size 18.5 inch (47 cm)  
Display area 409.8 mm(H) X 230.4 mm(V)  
Pixel Pitch 0.3 mm(H) X 0.3 mm(V)

### Synchronization

Horizontal 31 ~ 80 kHz  
Vertical 56~75 Hz

### Display Color

16.7M

### Resolution

Optimum resolution 1360 X 768@60Hz  
Maximum resolution 1360 X 768@60Hz

### Input Signal, Terminated

RGB Analog, DVI(Digital Visual Interface) Compliant Digital RGB

0.7 Vp-p  $\pm$  5 %

Separate H/V sync, Composite, SOG

TTL level (V high  $\geq$  2.0 V, V low  $\leq$  0.8 V)

### Maximum Pixel Clock

89MHz (Analog,Digital)

### Power Supply

AC 100 - 240 V $\sim$  (+/- 10 %), 50/60 Hz  $\pm$  3 Hz

### Signal Cable

15pin-to-15pin D-sub cable, Detachable

DVI-D to DVI-D connector, Detachable

### Dimensions (W x H x D) / Weight (Simple Stand)

443.0 x 283.5 x 61.5 mm ( 17.4 x 11.2 x 2.5 inch) (Without Stand)

443.0 x 354.6 x 184.9 mm ( 17.4 x 14.0 x 7.3 inch) (With Stand)/ 3.65 kg (8.0 lbs)

### Dimensions (W x H x D) / Weight (HAS Stand)

443.0 x 283.5 x 61.5 mm ( 17.4 x 11.2 x 2.5 inch) (Without Stand)

443.0 x 342.8 x 190.2 mm ( 17.4 x 13.5 x 7.5 inch) (With Stand)/ 4.85 kg (10.7 lbs)

### VESA Mounting Interface

75.0 mm x 75.0 mm

### Environmental considerations

Operating	Temperature : 50°F ~ 104°F (10°C ~ 40°C)
	Humidity : 10 % ~ 80 %, non-condensing
Storage	Temperature : -4°F ~ 113°F (-20°C ~ 45°C)
	Humidity : 5 % ~ 95 %, non-condensing

### Plug and Play Capability

This monitor can be installed on any Plug & Play compatible system. The interaction of the monitor and the computer systems will provide the best operating conditions and monitor settings. In most cases, the monitor installation will proceed automatically, unless the user wishes to select alternate settings.

### Dot Acceptable

TFT-LCD panels manufactured by using advanced semiconductor technology with precision of 1ppm (one millionth) above are used for this product. But the pixels of RED, GREEN, BLUE and WHITE color appear to be bright sometimes or some black pixels may be seen. This is not from bad quality and you can use it without any problems.

#### **Note**

Design and specifications are subject to change without prior notice.

#### **Class B Equipment (Information Communication equipment for residential use)**

This product complies with the Electromagnetic Compatibility Directives for residential use and can be used in all areas including common residential areas. (Class B equipment emits less electromagnetic waves than Class A equipment.)

# Specifications

---

## **PowerSaver**

This monitor has a built-in power management system called PowerSaver. This system saves energy by switching your monitor to low-power mode when it has not been used for a certain amount of time. The monitor automatically returns to normal operation when you press a key on the keyboard. For energy conservation, turn your monitor OFF when it is not needed, or when leaving it unattended for long periods. The PowerSaver system operates with a VESA DPM compliant video card installed in your computer. Use the software utility installed on your computer to set up this feature.

<b>State</b>	<b>Normal Operation</b>	<b>Power saving mode</b>	<b>Power off (Power button) EPA/ENERGY 2000</b>
Power Indicator	On	Blinking	Off
Power Consumption	20 watts	Less than 1 watts	Less than 1 watts



This monitor is EPA ENERGY STAR<sup>®</sup> compliant and ENERGY 2000 compliant when used with a computer equipped with VESA DPM functionality.

As an ENERGY STAR<sup>®</sup> Partner, SAMSUNG has determined that this product meets the ENERGY STAR<sup>®</sup> guidelines for energy efficiency.

# Specifications

## Preset Timing Modes

If the signal transferred from the computer is the same as the following Preset Timing Modes, the screen will be adjusted automatically. However, if the signal differs, the screen may go blank while the power LED is on. Refer to the video card manual and adjusts the screen as follows.

Display Mode	Horizontal Frequency (kHz)	Vertical Frequency (Hz)	Pixel Clock (MHz)	Sync Polarity (H/V)
IBM, 720 x 400	31.469	70.087	28.322	-/+
MAC, 640 x 480	35.000	66.667	30.240	-/-
MAC, 832 x 624	49.726	74.551	57.284	-/-
VESA, 640 x 480	31.469	59.940	25.175	-/-
VESA, 640 x 480	37.861	72.809	31.500	-/-
VESA, 640 x 480	37.500	75.000	31.500	-/-
VESA, 800 x 600	35.156	56.250	36.000	+/+
VESA, 800 x 600	37.879	60.317	40.000	+/+
VESA, 800 x 600	48.077	72.188	50.000	+/+
VESA, 800 x 600	46.875	75.000	49.500	+/+
VESA, 1024 X 768	48.363	60.004	65.000	-/-
VESA, 1024 X 768	56.476	70.069	75.000	-/-
VESA, 1024 X 768	60.023	75.029	78.750	+/+
VESA, 1360 X 768	47.712	60.015	85.500	+/+

### Horizontal Frequency

The time to scan one line connecting the right edge to the left edge of the screen horizontally is called the Horizontal Cycle and the inverse number of the Horizontal Cycle is called the Horizontal Frequency. Unit: kHz



### Vertical Frequency

Like a fluorescent lamp, the screen has to repeat the same image many times per second to display an image to the user. The frequency of this repetition is called the Vertical Frequency or Refresh Rate. Unit: Hz

# Specifications

---

## General

### General

Model Name                      SyncMaster 943TM

### LCD Panel

Size                                      19 inch(48 cm)  
Display area                      376.32 mm (H) x 301.056 mm (V)  
Pixel Pitch                      0.294 mm (H) x 0.294 mm (V)

### Synchronization

Horizontal                      57 ~ 81 kHz  
Vertical                              55 ~ 76 Hz

### Display Color

16.7M

### Resolution

Optimum resolution              1280 x 1024@60 Hz  
Maximum resolution              1280 x 1024@75 Hz

### Input Signal, Terminated

RGB Analog, DVI(Digital Visual Interface) Compliant Digital RGB

0.7 Vp-p  $\pm$  5 %

Separate H/V sync, Composite, SOG

TTL level (V high  $\geq$  2.0 V, V low  $\leq$  0.8 V)

### Maximum Pixel Clock

135 MHz (Analog, Digital)

### Power Supply

AC 100 - 240 V $\sim$  (+/- 10 %), 50/60 Hz  $\pm$  3 Hz

### Signal Cable

15pin - to - 15pin D-sub cable, Detachable

DVI-D to DVI-D connector, Detachable

### Audio Signal

Audio Input                      1pin , PC Audio Signal Input

Audio Output                      1pin , Earphone Connector

Speaker                              1Watt x 2

### Dimensions (W x H x D) / Weight (Simple Stand)

405.6 x 355.9 x 66.7 mm / 15.9 x 14.0 x 2.6 inch (Without Stand)

405.6 x 413.7 x 200.0 mm / 15.9 x 16.2 x 7.8 inch (With Stand), 4.0 kg / 8.8 lbs

### Dimensions (W x H x D) / Weight (HAS Stand)

405.6 x 355.9 x 63.8 mm / 15.9 x 14.0 x 2.5 inch (Without Stand)

405.6 x 380.9 x 190.0 mm / 15.9 x 14.9 x 7.4 inch (With Stand), 5.0 kg / 11.0 lbs

#### **VESA Mounting Interface**

75 mm x 75 mm (For use with Specialty(Arm) Mounting hardware.)

#### **Environmental considerations**

Operating	Temperature : 50°F ~ 104°F (10°C ~ 40°C)
	Humidity : 10 % ~ 80 %, non-condensing
Storage	Temperature : -4°F ~ 113°F (-20°C ~ 45°C)
	Humidity : 5 % ~ 95 %, non-condensing

#### **Plug and Play Capability**

This monitor can be installed on any Plug & Play compatible system. The interaction of the monitor and the computer systems will provide the best operating conditions and monitor settings. In most cases, the monitor installation will proceed automatically, unless the user wishes to select alternate settings.

#### **Dot Acceptable**

TFT-LCD panels manufactured by using advanced semiconductor technology with precision of 1ppm (one millionth) above are used for this product. But the pixels of RED, GREEN, BLUE and WHITE color appear to be bright sometimes or some black pixels may be seen. This is not from bad quality and you can use it without any problems.



#### **Note**

Design and specifications are subject to change without prior notice.



#### **Class B Equipment (Information Communication equipment for residential use)**

This product complies with the Electromagnetic Compatibility Directives for residential use and can be used in all areas including common residential areas. (Class B equipment emits less electromagnetic waves than Class A equipment.)

# Specifications

---

## PowerSaver

This monitor has a built-in power management system called PowerSaver. This system saves energy by switching your monitor to low-power mode when it has not been used for a certain amount of time. The monitor automatically returns to normal operation when you press a key on the keyboard. For energy conservation, turn your monitor OFF when it is not needed, or when leaving it unattended for long periods. The PowerSaver system operates with a VESA DPM compliant video card installed in your computer. Use the software utility installed on your computer to set up this feature.

State	Normal Operation	Power saving mode	Power off (Power button) EPA/ENERGY 2000
Power Indicator	Blue	Blue blinking	Off
Power Consumption	36 watts	1 watts	1 watts



This monitor is EPA ENERGY STAR<sup>®</sup> compliant and ENERGY2000 compliant when used with a computer equipped with VESA DPM functionality.

As an ENERGY STAR<sup>®</sup> Partner, SAMSUNG has determined that this product meets the ENERGY STAR<sup>®</sup> guidelines for energy efficiency.



# Specifications

## Preset Timing Modes

If the signal transferred from the computer is the same as the following Preset Timing Modes, the screen will be adjusted automatically. However, if the signal differs, the screen may go blank while the power LED is on. Refer to the video card manual and adjusts the screen as follows.

Display Mode	Horizontal Frequency (kHz)	Vertical Frequency (Hz)	Pixel Clock (MHz)	Sync Polarity (H/V)
IBM, 640 x 350	31.469	70.086	25.175	+/-
IBM, 640 x 480	31.469	59.940	25.175	-/-
IBM, 720 x 400	31.469	70.087	28.322	-/+
MAC, 640 x 480	35.000	66.667	30.240	-/-
MAC, 832 x 624	49.726	74.551	57.284	-/-
MAC, 1152 x 870	68.681	75.062	100.000	-/-
VESA, 640 x 480	37.861	72.809	31.500	-/-
VESA, 640 x 480	37.500	75.000	31.500	-/-
VESA, 800 x 600	35.156	56.250	36.000	+/+
VESA, 800 x 600	37.879	60.317	40.000	+/+
VESA, 800 x 600	48.077	72.188	50.000	+/+
VESA, 800 x 600	46.875	75.000	49.500	+/+
VESA, 1024 x 768	48.363	60.004	65.000	-/-
VESA, 1024 x 768	56.476	70.069	75.000	-/-
VESA, 1024 x 768	60.023	75.029	78.750	+/+
VESA, 1152 x 864	67.500	75.000	108.000	+/+
VESA, 1280 X 960	60.000	60.000	108.000	+/+
VESA, 1280 X 1024	63.981	60.020	108.000	+/+
VESA, 1280 X 1024	79.976	75.025	135.000	+/+

### Horizontal Frequency

The time to scan one line connecting the right edge to the left edge of the screen horizontally is called the Horizontal Cycle and the inverse number of the Horizontal Cycle is called the Horizontal Frequency. Unit: kHz

### Vertical Frequency

Like a fluorescent lamp, the screen has to repeat the same image many times per second to display an image to the user. The frequency of this repetition is called the Vertical Frequency or Refresh Rate. Unit: Hz



# Specifications

---

## General

### General

Model Name SyncMaster 943AW

### LCD Panel

Size 19 inch (48 cm)

Display area 408.24 mm (H) x 255.15 mm (V)

Pixel Pitch 0.2835 mm (H) x 0.2835 mm (V)

### Synchronization

Horizontal 30 ~ 81 kHz

Vertical 56 ~ 75 Hz

### Display Color

16.7M

### Resolution

Optimum resolution 1440 x 900@60 Hz

Maximum resolution 1440 x 900@75 Hz

### Input Signal, Terminated

RGB Analog, Compliant Digital RGB

0.7 Vp-p  $\pm$  5 %

Separate H/V sync, Composite, SOG

TTL level (V high  $\geq$  2.0 V, V low  $\leq$  0.8 V)

### Maximum Pixel Clock

137 MHz(Analog)

### Power Supply

AC 100 - 240 V $\sim$  (+/- 10 %), 50/60 Hz  $\pm$  3 Hz

### Signal Cable

15pin - to - 15pin D-sub cable, Detachable

### Dimensions (W x H x D) / Weight (Simple Stand)

439.0 x 290.0 x 68.4 mm ( 17.3 x 11.4 x 2.7 inch )(Without Stand)

439.0 x 368.0 x 185.0 mm ( 17.3 x 14.5 x 7.3 inch )(With Stand)/ 3.8 kg ( 8.4 lbs )

### Dimensions (W x H x D) / Weight (HAS Stand)

439.0 x 290.0 x 65.5 mm ( 17.3 x 11.4 x 2.6 inch )(Without Stand)

439.0 x 357.3 x 190.0 mm ( 17.3 x 14.1 x 7.5 inch )(With Stand)/ 5.0 kg ( 11.0 lbs )

## VESA Mounting Interface

75 mm x 75 mm (For use with Specialty (Arm) Mounting hardware.)

## Environmental considerations

Operating	Temperature : 50°F ~ 104°F (10°C ~ 40°C)
	Humidity : 10 % ~ 80 %, non-condensing
Storage	Temperature : -4°F ~ 113°F (-20°C ~ 45°C)
	Humidity : 5 % ~ 95 %, non-condensing

## Plug and Play Capability

This monitor can be installed on any Plug & Play compatible system. The interaction of the monitor and the computer systems will provide the best operating conditions and monitor settings. In most cases, the monitor installation will proceed automatically, unless the user wishes to select alternate settings.

## Dot Acceptable

TFT-LCD panels manufactured by using advanced semiconductor technology with precision of 1ppm (one millionth) above are used for this product. But the pixels of RED, GREEN, BLUE and WHITE color appear to be bright sometimes or some black pixels may be seen. This is not from bad quality and you can use it without any problems.



### Note

Design and specifications are subject to change without prior notice.



### Class B Equipment (Information Communication equipment for residential use)

This product complies with the Electromagnetic Compatibility Directives for residential use and can be used in all areas including common residential areas. (Class B equipment emits less electromagnetic waves than Class A equipment.)

# Specifications

## PowerSaver

This monitor has a built-in power management system called PowerSaver. This system saves energy by switching your monitor to low-power mode when it has not been used for a certain amount of time. The monitor automatically returns to normal operation when you press a key on the keyboard. For energy conservation, turn your monitor OFF when it is not needed, or when leaving it unattended for long periods. The PowerSaver system operates with a VESA DPM compliant video card installed your computer. Use the software utility installed on your computer to set up this feature.

State	Normal Operation	Power saving mode	Power off (Power button) EPA/ENERGY 2000
Power Indicator	On	Blinking	Off
Power Consumption	20 watts	Less than 1 watts	Less than 1 watts



This monitor is EPA ENERGY STAR<sup>®</sup> compliant and ENERGY2000 compliant when used with a computer equipped with VESA DPM functionality.

As an ENERGY STAR<sup>®</sup> Partner, SAMSUNG has determined that this product meets the ENERGY STAR<sup>®</sup> guidelines for energy efficiency.

# Specifications

## Preset Timing Modes

If the signal transferred from the computer is the same as the following Preset Timing Modes, the screen will be adjusted automatically. However, if the signal differs, the screen may go blank while the power LED is on. Refer to the video card manual and adjust the screen as follows.

Display Mode	Horizontal Frequency (kHz)	Vertical Frequency (Hz)	Pixel Clock (MHz)	Sync Polarity (H/V)
IBM, 640 x 350	31.469	70.086	25.175	+/-
IBM, 640 x 480	31.469	59.940	25.175	-/-
IBM, 720 x 400	31.469	70.087	28.322	-/+
MAC, 640 x 480	35.000	66.667	30.240	-/-
MAC, 832 x 624	49.726	74.551	57.284	-/-
MAC, 1152 x 870	68.681	75.062	100.000	-/-
VESA, 640 x 480	37.861	72.809	31.500	-/-
VESA, 640 x 480	37.500	75.000	31.500	-/-
VESA, 800 x 600	35.156	56.250	36.000	+/+
VESA, 800 x 600	37.879	60.317	40.000	+/+
VESA, 800 x 600	48.077	72.188	50.000	+/+
VESA, 800 x 600	46.875	75.000	49.500	+/+
VESA, 1024 x 768	48.363	60.004	65.000	-/-
VESA, 1024 x 768	56.476	70.069	75.000	-/-
VESA, 1024 x 768	60.023	75.029	78.750	+/+
VESA, 1152 x 864	67.500	75.000	108.000	+/+
VESA, 1280 X 960	60.000	60.000	108.000	+/+
VESA, 1280 X 1024	79.976	75.025	135.000	+/+
VESA, 1440 X 900	55.935	59.887	106.500	-/+
VESA, 1440 X 900	70.635	74.984	136.750	-/+
VESA, 1280 X 768	47.776	60.000	79.500	-/+
VESA, 1280 X 768	60.289	74.893	102.250	-/+
VESA, 1280 X 800	49.702	59.810	83.500	-/+



### Horizontal Frequency

The time to scan one line connecting the right edge to the left edge of the screen horizontally is called the Horizontal Cycle and the inverse number of

the Horizontal Cycle is called the Horizontal Frequency. Unit: kHz

### **Vertical Frequency**

Like a fluorescent lamp, the screen has to repeat the same image many times per second to display an image to the user. The frequency of this repetition is called the Vertical Frequency or Refresh Rate. Unit: Hz

# Specifications

---

## General

### General

Model Name SyncMaster 943AWX

### LCD Panel

Size 19 inch (48 cm)

Display area 408.24 mm (H) x 255.15 mm (V)

Pixel Pitch 0.2835 mm (H) x 0.2835 mm (V)

### Synchronization

Horizontal 30 ~ 81 kHz

Vertical 56 ~ 75 Hz

### Display Color

16.7M

### Resolution

Optimum resolution 1440 x 900@60 Hz

Maximum resolution 1440 x 900@75 Hz

### Input Signal, Terminated

RGB Analog, Compliant Digital RGB

0.7 Vp-p  $\pm$  5 %

Separate H/V sync, Composite, SOG

TTL level (V high  $\geq$  2.0 V, V low  $\leq$  0.8 V)

### Maximum Pixel Clock

137 MHz (Analog)

### Power Supply

AC 100 - 240 V $\sim$  (+/- 10 %), 50/60 Hz  $\pm$  3 Hz

### Signal Cable

15pin - to - 15pin D-sub cable, Detachable

### Dimensions (W x H x D) / Weight (Simple Stand)

439.0 x 290.0 x 68.4mm ( 17.3 x 11.4 x 2.7 inch )(Without Stand)

439.0 x 368.0 x 185.0 mm (17.3 x 14.5 x 7.3 inch )(With Stand)/ 3.8 kg (8.4 lbs)

### Dimensions (W x H x D) / Weight (HAS Stand)

439.0 x 290.0 x 65.5 mm (17.3 x 11.4 x 2.6 inch )(Without Stand)

439.0 x 357.3 x 190.0 mm (17.3 x 14.1 x 7.5 inch )(With Stand)/ 5.2 kg (11.0 lbs)

## VESA Mounting Interface

75 mm x 75 mm (For use with Specialty(Arm) Mounting hardware.)

## Environmental considerations

Operating	Temperature : 50°F ~ 104°F (10°C ~ 40°C)
	Humidity : 10 % ~ 80 %, non-condensing
Storage	Temperature : -4°F ~ 113°F (-20°C ~ 45°C)
	Humidity : 5 % ~ 95 %, non-condensing

## Plug and Play Capability

This monitor can be installed on any Plug & Play compatible system. The interaction of the monitor and the computer systems will provide the best operating conditions and monitor settings. In most cases, the monitor installation will proceed automatically, unless the user wishes to select alternate settings.

## Dot Acceptable

TFT-LCD panels manufactured by using advanced semiconductor technology with precision of 1ppm (one millionth) above are used for this product. But the pixels of RED, GREEN, BLUE and WHITE color appear to be bright sometimes or some black pixels may be seen. This is not from bad quality and you can use it without any problems.



### Note

Design and specifications are subject to change without prior notice.



### Class B Equipment (Information Communication equipment for residential use)

This product complies with the Electromagnetic Compatibility Directives for residential use and can be used in all areas including common residential areas. (Class B equipment emits less electromagnetic waves than Class A equipment.)



# Specifications

## PowerSaver

This monitor has a built-in power management system called PowerSaver. This system saves energy by switching your monitor to low-power mode when it has not been used for a certain amount of time. The monitor automatically returns to normal operation when you press a key on the keyboard. For energy conservation, turn your monitor OFF when it is not needed, or when leaving it unattended for long periods. The PowerSaver system operates with a VESA DPM compliant video card installed your computer. Use the software utility installed on your computer to set up this feature.

State	Normal Operation	Power saving mode	Power off (Power button) EPA/ENERGY 2000
Power Indicator	On	Blinking	Off
Power Consumption	20 watts	Less than 1 watts	Less than 1 watts



This monitor is EPA ENERGY STAR<sup>®</sup> compliant and ENERGY2000 compliant when used with a computer equipped with VESA DPM functionality.

As an ENERGY STAR<sup>®</sup> Partner, SAMSUNG has determined that this product meets the ENERGY STAR<sup>®</sup> guidelines for energy efficiency.

# Specifications

## Preset Timing Modes

If the signal transferred from the computer is the same as the following Preset Timing Modes, the screen will be adjusted automatically. However, if the signal differs, the screen may go blank while the power LED is on. Refer to the video card manual and adjust the screen as follows.

Display Mode	Horizontal Frequency (kHz)	Vertical Frequency (Hz)	Pixel Clock (MHz)	Sync Polarity (H/V)
IBM, 640 x 350	31.469	70.086	25.175	+/-
IBM, 640 x 480	31.469	59.940	25.175	-/-
IBM, 720 x 400	31.469	70.087	28.322	-/+
MAC, 640 x 480	35.000	66.667	30.240	-/-
MAC, 832 x 624	49.726	74.551	57.284	-/-
MAC, 1152 x 870	68.681	75.062	100.000	-/-
VESA, 640 x 480	37.861	72.809	31.500	-/-
VESA, 640 x 480	37.500	75.000	31.500	-/-
VESA, 800 x 600	35.156	56.250	36.000	+/+
VESA, 800 x 600	37.879	60.317	40.000	+/+
VESA, 800 x 600	48.077	72.188	50.000	+/+
VESA, 800 x 600	46.875	75.000	49.500	+/+
VESA, 1024 x 768	48.363	60.004	65.000	-/-
VESA, 1024 x 768	56.476	70.069	75.000	-/-
VESA, 1024 x 768	60.023	75.029	78.750	+/+
VESA, 1152 x 864	67.500	75.000	108.000	+/+
VESA, 1280 X 960	60.000	60.000	108.000	+/+
VESA, 1280 X 1024	79.976	75.025	135.000	+/+
VESA, 1440 X 900	55.935	59.887	106.500	-/+
VESA, 1440 X 900	70.635	74.984	136.750	-/+
VESA, 1280 X 768	47.776	60.000	79.500	-/+
VESA, 1280 X 768	60.289	74.893	102.250	-/+
VESA, 1280 X 800	49.702	59.810	83.500	-/+



### Horizontal Frequency

The time to scan one line connecting the right edge to the left edge of the screen horizontally is called the Horizontal Cycle and the inverse number of

the Horizontal Cycle is called the Horizontal Frequency. Unit: kHz

### **Vertical Frequency**

Like a fluorescent lamp, the screen has to repeat the same image many times per second to display an image to the user. The frequency of this repetition is called the Vertical Frequency or Refresh Rate. Unit: Hz

# Specifications

---

## General

### General

Model Name SyncMaster 943B

### LCD Panel

Size 19 inch(48 cm)

Display area 376.32 mm (H) x 301.056 mm (V)

Pixel Pitch 0.294 mm (H) x 0.294 mm (V)

### Synchronization

Horizontal 30 ~ 81 kHz

Vertical 50 ~ 75 Hz

### Display Color

16.7M

### Resolution

Optimum resolution 1280 x 1024@60 Hz

Maximum resolution 1280 x 1024@75 Hz

### Input Signal, Terminated

RGB Analog, DVI(Digital Visual Interface) Compliant Digital RGB

0.7 Vp-p  $\pm$  5 %

Separate H/V sync, Composite, SOG

TTL level (V high  $\geq$  2.0 V, V low  $\leq$  0.8 V)

### Maximum Pixel Clock

135 MHz (Analog, Digital)

### Power Supply

AC 100 - 240 V $\sim$  (+/- 10 %), 50/60 Hz  $\pm$  3 Hz

### Signal Cable

15pin-to- 15pin D-sub cable, Detachable

DVI-D to DVI-D connector, Detachable

### Dimensions (W x H x D) / Weight (Simple Stand)

405.6 x 335.2 x 68.4 mm / 16.0 x 13.2 x 6.60 inch (Without Stand)

405.6 x 413.5 x 200.0 mm / 16.0 x 16.3 x 20.07 inch (With Stand), 3.8 kg / 8.4 lbs

### Dimensions (W x H x D) / Weight (HAS Stand)

405.6 x 335.2 x 65.5 mm / 16.0 x 13.2 x 2.5 inch (Without Stand)

405.6 x 380.2 x 190.0 mm / 16.0 x 15.0 x 7.5 inch (With Stand), 4.85 kg / 10.7 lbs

#### **VESA Mounting Interface**

75 mm x 75 mm (For use with Specialty(Arm) Mounting hardware.)

#### **Environmental considerations**

Operating	Temperature : 50°F ~ 104°F (10°C ~ 40°C)
	Humidity : 10 % ~ 80 %, non-condensing
Storage	Temperature : -4°F ~ 113°F (-20°C ~ 45°C)
	Humidity : 5 % ~ 95 %, non-condensing

#### **Plug and Play Capability**

This monitor can be installed on any Plug & Play compatible system. The interaction of the monitor and the computer systems will provide the best operating conditions and monitor settings. In most cases, the monitor installation will proceed automatically, unless the user wishes to select alternate settings.

#### **Dot Acceptable**

TFT-LCD panels manufactured by using advanced semiconductor technology with precision of 1ppm (one millionth) above are used for this product. But the pixels of RED, GREEN, BLUE and WHITE color appear to be bright sometimes or some black pixels may be seen. This is not from bad quality and you can use it without any problems.



#### **Note**

Design and specifications are subject to change without prior notice.



#### **Class B Equipment (Information Communication equipment for residential use)**

This product complies with the Electromagnetic Compatibility Directives for residential use and can be used in all areas including common residential areas. (Class B equipment emits less electromagnetic waves than Class A equipment.)

# Specifications

## PowerSaver

This monitor has a built-in power management system called PowerSaver. This system saves energy by switching your monitor to low-power mode when it has not been used for a certain amount of time. The monitor automatically returns to normal operation when you press a key on the keyboard. For energy conservation, turn your monitor OFF when it is not needed, or when leaving it unattended for long periods. The PowerSaver system operates with a VESA DPM compliant video card installed on your computer. Use the software utility installed on your computer to set up this feature.

State	Normal Operation	Power saving mode	Power off (Power button) EPA/ENERGY 2000
Power Indicator	Blue	Blue blinking	Off
Power Consumption	35 watts	Less than 1 watts	Less than 1 watts



This monitor is EPA ENERGY STAR<sup>®</sup> compliant and ENERGY2000 compliant when used with a computer equipped with VESA DPM functionality.

As an ENERGY STAR<sup>®</sup> Partner, SAMSUNG has determined that this product meets the ENERGY STAR<sup>®</sup> guidelines for energy efficiency.

# Specifications

## Preset Timing Modes

If the signal transferred from the computer is the same as the following Preset Timing Modes, the screen will be adjusted automatically. However, if the signal differs, the screen may go blank while the power LED is on. Refer to the video card manual and adjust the screen as follows.

Display Mode	Horizontal Frequency (kHz)	Vertical Frequency (Hz)	Pixel Clock (MHz)	Sync Polarity (H/V)
IBM, 640 x 480	31.469	59.940	25.175	-/-
IBM, 720 x 400	31.469	70.087	28.322	-/+
MAC, 640 x 480	35.000	66.667	30.240	-/-
MAC, 832 x 624	49.726	74.551	57.284	-/-
MAC, 1152 x 870	68.681	75.062	100.000	-/-
VESA, 640 x 480	37.500	75.000	31.500	-/-
VESA, 640 x 480	37.861	72.809	31.500	-/-
VESA, 800 x 600	35.156	56.250	36.000	+/+
VESA, 800 x 600	37.879	60.317	40.000	+/+
VESA, 800 x 600	46.875	75.000	49.500	+/+
VESA, 800 x 600	48.077	72.188	50.000	+/+
VESA, 1024 x 768	48.363	60.004	65.000	-/-
VESA, 1024 x 768	56.476	70.069	75.000	-/-
VESA, 1024 x 768	60.023	75.029	78.750	+/+
VESA, 1152 x 864	67.500	75.000	108.000	+/+
VESA, 1280 X 800	49.702	59.810	83.500	-/+
VESA, 1280 X 960	60.000	60.000	108.000	+/+
VESA, 1280 X 1024	63.981	60.020	108.000	+/+
VESA, 1280 X 1024	79.976	75.025	135.000	+/+

### Horizontal Frequency

The time to scan one line connecting the right edge to the left edge of the screen horizontally is called the Horizontal Cycle and the inverse number of the Horizontal Cycle is called the Horizontal Frequency. Unit: kHz

### Vertical Frequency

Like a fluorescent lamp, the screen has to repeat the same image many times per second to display an image to the user. The frequency of this repetition is called the Vertical Frequency or Refresh Rate. Unit: Hz



# Specifications

---

## General

### General

Model Name SyncMaster 943BM

### LCD Panel

Size 19 inch(48 cm)

Display area 376.32 mm (H) x 301.056 mm (V)

Pixel Pitch 0.294 mm (H) x 0.294 mm (V)

### Synchronization

Horizontal 30 ~ 81 kHz

Vertical 50 ~ 75 Hz

### Display Color

16.7M

### Resolution

Optimum resolution 1280 x 1024@60 Hz

Maximum resolution 1280 x 1024@75 Hz

### Input Signal, Terminated

RGB Analog, DVI(Digital Visual Interface) Compliant Digital RGB

0.7 Vp-p  $\pm$  5 %

Separate H/V sync, Composite, SOG

TTL level (V high  $\geq$  2.0 V, V low  $\leq$  0.8 V)

### Maximum Pixel Clock

135 MHz (Analog, Digital)

### Power Supply

AC 100 - 240 V $\sim$  (+/- 10 %), 50/60 Hz  $\pm$  3 Hz

### Signal Cable

15pin - to - 15pin D-sub cable, Detachable

DVI-D to DVI-D connector, Detachable

### Audio Signal

Audio Input 1pin , PC Audio Signal Input

Audio Output 1pin , Earphone Connector

Speaker 1Watt x 2

### Dimensions (W x H x D) / Weight (Simple Stand)



405.6 x 335.2 x 66.7 mm / 16.0 x 13.2 x 2.6 inch (Without Stand)

405.6 x 413.5 x 200.0 mm / 16.0 x 16.3 x 7.9 inch (With Stand), 3.8 kg / 8.4 lbs

**Dimensions (W x H x D) / Weight (HAS Stand)**

405.6 x 335.2 x 63.8 mm / 16.0 x 13.2 x 2.6 inch (Without Stand)

405.6 x 380.2 x 190.0 mm / 16.0 x 15.0 x 7.5 inch (With Stand), 4.85 kg / 10.7 lbs

**VESA Mounting Interface**

75 mm x 75 mm (For use with Specialty(Arm) Mounting hardware.)

**Environmental considerations**

Operating	Temperature : 50°F ~ 104°F (10°C ~ 40°C)
	Humidity : 10 % ~ 80 %, non-condensing
Storage	Temperature : -4°F ~ 113°F (-20°C ~ 45°C)
	Humidity : 5 % ~ 95 %, non-condensing

**Plug and Play Capability**

This monitor can be installed on any Plug & Play compatible system. The interaction of the monitor and the computer systems will provide the best operating conditions and monitor settings. In most cases, the monitor installation will proceed automatically, unless the user wishes to select alternate settings.

**Dot Acceptable**

TFT-LCD panels manufactured by using advanced semiconductor technology with precision of 1ppm (one millionth) above are used for this product. But the pixels of RED, GREEN, BLUE and WHITE color appear to be bright sometimes or some black pixels may be seen. This is not from bad quality and you can use it without any problems.



**Note**

Design and specifications are subject to change without prior notice.



**Class B Equipment (Information Communication equipment for residential use)**

This product complies with the Electromagnetic Compatibility Directives for residential use and can be used in all areas including common residential areas. (Class B equipment emits less electromagnetic waves than Class A equipment.)

# Specifications

## PowerSaver

This monitor has a built-in power management system called PowerSaver. This system saves energy by switching your monitor to low-power mode when it has not been used for a certain amount of time. The monitor automatically returns to normal operation when you press a key on the keyboard. For energy conservation, turn your monitor OFF when it is not needed, or when leaving it unattended for long periods. The PowerSaver system operates with a VESA DPM compliant video card installed on your computer. Use the software utility installed on your computer to set up this feature.

State	Normal Operation	Power saving mode	Power off (Power button) EPA/ENERGY 2000
Power Indicator	Blue	Blue blinking	Off
Power Consumption	37 watts	Less than 1 watts	Less than 1 watts



This monitor is EPA ENERGY STAR<sup>®</sup> compliant and ENERGY2000 compliant when used with a computer equipped with VESA DPM functionality.

As an ENERGY STAR<sup>®</sup> Partner, SAMSUNG has determined that this product meets the ENERGY STAR<sup>®</sup> guidelines for energy efficiency.

# Specifications

## Preset Timing Modes

If the signal transferred from the computer is the same as the following Preset Timing Modes, the screen will be adjusted automatically. However, if the signal differs, the screen may go blank while the power LED is on. Refer to the video card manual and adjusts the screen as follows.

Display Mode	Horizontal Frequency (kHz)	Vertical Frequency (Hz)	Pixel Clock (MHz)	Sync Polarity (H/V)
IBM, 640 x 480	31.469	59.940	25.175	-/-
IBM, 720 x 400	31.469	70.087	28.322	-/+
MAC, 640 x 480	35.000	66.667	30.240	-/-
MAC, 832 x 624	49.726	74.551	57.284	-/-
MAC, 1152 x 870	68.681	75.062	100.000	-/-
VESA, 640 x 480	37.500	75.000	31.500	-/-
VESA, 640 x 480	37.861	72.809	31.500	-/-
VESA, 800 x 600	35.156	56.250	36.000	+/+
VESA, 800 x 600	37.879	60.317	40.000	+/+
VESA, 800 x 600	46.875	75.000	49.500	+/+
VESA, 800 x 600	48.077	72.188	50.000	+/+
VESA, 1024 x 768	48.363	60.004	65.000	-/-
VESA, 1024 x 768	56.476	70.069	75.000	-/-
VESA, 1024 x 768	60.023	75.029	78.750	+/+
VESA, 1152 x 864	67.500	75.000	108.000	+/+
VESA, 1280 X 800	49.702	59.810	83.500	-/+
VESA, 1280 X 960	60.000	60.000	108.000	+/+
VESA, 1280 X 1024	63.981	60.020	108.000	+/+
VESA, 1280 X 1024	79.976	75.025	135.000	+/+

### Horizontal Frequency

The time to scan one line connecting the right edge to the left edge of the screen horizontally is called the Horizontal Cycle and the inverse number of the Horizontal Cycle is called the Horizontal Frequency. Unit: kHz

### Vertical Frequency

Like a fluorescent lamp, the screen has to repeat the same image many times per second to display an image to the user. The frequency of this repetition is called the Vertical Frequency or Refresh Rate. Unit: Hz



# Specifications

---

## General

### General

Model Name SyncMaster 943BMPLUS

### LCD Panel

Size 19 inch(48 cm)  
Display area 376.32 mm (H) x 301.056 mm (V)  
Pixel Pitch 0.294 mm (H) x 0.294 mm (V)

### Synchronization

Horizontal 30 ~ 81 kHz  
Vertical 50 ~ 75 Hz

### Display Color

16.7M

### Resolution

Optimum resolution 1280 x 1024@60 Hz  
Maximum resolution 1280 x 1024@75 Hz

### Input Signal, Terminated

RGB Analog, DVI(Digital Visual Interface) Compliant Digital RGB

0.7 Vp-p  $\pm$  5 %

Separate H/V sync, Composite, SOG

TTL level (V high  $\geq$  2.0 V, V low  $\leq$  0.8 V)

### Maximum Pixel Clock

135 MHz (Analog, Digital)

### Power Supply

AC 100 - 240 V $\sim$  (+/- 10 %), 50/60 Hz  $\pm$  3 Hz

### Signal Cable

15pin - to - 15pin D-sub cable, Detachable

DVI-D to DVI-D connector, Detachable

### Audio Signal

Audio Input 1pin , PC Audio Signal Input

Audio Output 1pin , Earphone Connector

Speaker 1Watt x 2

### Dimensions (W x H x D) / Weight (Simple Stand)

405.6 x 335.2 x 66.7 mm / 16.0 x 13.2 x 2.6 inch (Without Stand)

405.6 x 413.5 x 200.0 mm / 16.0 x 16.3 x 7.9 inch (With Stand), 3.8 kg / 8.4 lbs

**Dimensions (W x H x D) / Weight (HAS Stand)**

405.6 x 335.2 x 63.8 mm / 16.0 x 13.2 x 2.6 inch (Without Stand)

405.6 x 380.2 x 190.0 mm / 16.0 x 15.0 x 7.5 inch (With Stand), 4.85 kg / 10.7 lbs

**VESA Mounting Interface**

75 mm x 75 mm (For use with Specialty(Arm) Mounting hardware.)

**Environmental considerations**

Operating	Temperature : 50°F ~ 104°F (10°C ~ 40°C)
	Humidity : 10 % ~ 80 %, non-condensing
Storage	Temperature : -4°F ~ 113°F (-20°C ~ 45°C)
	Humidity : 5 % ~ 95 %, non-condensing

**Plug and Play Capability**

This monitor can be installed on any Plug & Play compatible system. The interaction of the monitor and the computer systems will provide the best operating conditions and monitor settings. In most cases, the monitor installation will proceed automatically, unless the user wishes to select alternate settings.

**Dot Acceptable**

TFT-LCD panels manufactured by using advanced semiconductor technology with precision of 1ppm (one millionth) above are used for this product. But the pixels of RED, GREEN, BLUE and WHITE color appear to be bright sometimes or some black pixels may be seen. This is not from bad quality and you can use it without any problems.



**Note**

Design and specifications are subject to change without prior notice.



**Class B Equipment (Information Communication equipment for residential use)**

This product complies with the Electromagnetic Compatibility Directives for residential use and can be used in all areas including common residential areas. (Class B equipment emits less electromagnetic waves than Class A equipment.)

# Specifications

## PowerSaver

This monitor has a built-in power management system called PowerSaver. This system saves energy by switching your monitor to low-power mode when it has not been used for a certain amount of time. The monitor automatically returns to normal operation when you press a key on the keyboard. For energy conservation, turn your monitor OFF when it is not needed, or when leaving it unattended for long periods. The PowerSaver system operates with a VESA DPM compliant video card installed on your computer. Use the software utility installed on your computer to set up this feature.

State	Normal Operation	Power saving mode	Power off (Power button) EPA/ENERGY 2000
Power Indicator	Blue	Blue blinking	Off
Power Consumption	37 watts	Less than 1 watts	Less than 1 watts



This monitor is EPA ENERGY STAR<sup>®</sup> compliant and ENERGY2000 compliant when used with a computer equipped with VESA DPM functionality.

As an ENERGY STAR<sup>®</sup> Partner, SAMSUNG has determined that this product meets the ENERGY STAR<sup>®</sup> guidelines for energy efficiency.

# Specifications

## Preset Timing Modes

If the signal transferred from the computer is the same as the following Preset Timing Modes, the screen will be adjusted automatically. However, if the signal differs, the screen may go blank while the power LED is on. Refer to the video card manual and adjust the screen as follows.

Display Mode	Horizontal Frequency (kHz)	Vertical Frequency (Hz)	Pixel Clock (MHz)	Sync Polarity (H/V)
IBM, 640 x 480	31.469	59.940	25.175	-/-
IBM, 720 x 400	31.469	70.087	28.322	-/+
MAC, 640 x 480	35.000	66.667	30.240	-/-
MAC, 832 x 624	49.726	74.551	57.284	-/-
MAC, 1152 x 870	68.681	75.062	100.000	-/-
VESA, 640 x 480	37.500	75.000	31.500	-/-
VESA, 640 x 480	37.861	72.809	31.500	-/-
VESA, 800 x 600	35.156	56.250	36.000	+/+
VESA, 800 x 600	37.879	60.317	40.000	+/+
VESA, 800 x 600	46.875	75.000	49.500	+/+
VESA, 800 x 600	48.077	72.188	50.000	+/+
VESA, 1024 x 768	48.363	60.004	65.000	-/-
VESA, 1024 x 768	56.476	70.069	75.000	-/-
VESA, 1024 x 768	60.023	75.029	78.750	+/+
VESA, 1152 x 864	67.500	75.000	108.000	+/+
VESA, 1280 X 800	49.702	59.810	83.500	-/+
VESA, 1280 X 960	60.000	60.000	108.000	+/+
VESA, 1280 X 1024	63.981	60.020	108.000	+/+
VESA, 1280 X 1024	79.976	75.025	135.000	+/+

### Horizontal Frequency

The time to scan one line connecting the right edge to the left edge of the screen horizontally is called the Horizontal Cycle and the inverse number of the Horizontal Cycle is called the Horizontal Frequency. Unit: kHz

### Vertical Frequency

Like a fluorescent lamp, the screen has to repeat the same image many times per second to display an image to the user. The frequency of this repetition is called the Vertical Frequency or Refresh Rate. Unit: Hz



# Specifications

---

## General

### General

Model Name SyncMaster 943BMR

### LCD Panel

Size 19 inch(48 cm)

Display area 376.32 mm (H) x 301.056 mm (V)

Pixel Pitch 0.294 mm (H) x 0.294 mm (V)

### Synchronization

Horizontal 30 ~ 81 kHz

Vertical 50 ~ 75 Hz

### Display Color

16.7M

### Resolution

Optimum resolution 1280 x 1024@60 Hz

Maximum resolution 1280 x 1024@75 Hz

### Input Signal, Terminated

RGB Analog, DVI(Digital Visual Interface) Compliant Digital RGB

0.7 Vp-p  $\pm$  5 %

Separate H/V sync, Composite, SOG

TTL level (V high  $\geq$  2.0 V, V low  $\leq$  0.8 V)

### Maximum Pixel Clock

135 MHz (Analog, Digital)

### Power Supply

AC 100 - 240 V $\sim$  (+/- 10 %), 50/60 Hz  $\pm$  3 Hz

### Signal Cable

15pin - to - 15pin D-sub cable, Detachable

DVI-D to DVI-D connector, Detachable

### Audio Signal

Audio Input 1pin , PC Audio Signal Input

Audio Output 1pin , Earphone Connector

Speaker 1Watt x 2

### Dimensions (W x H x D) / Weight (Simple Stand)



405.6 x 335.2 x 66.7 mm(16.0 x 13.2 x 2.6 inch) (Without Stand)

405.6 x 413.5 x 200.0 mm(16.0 x 16.3 x 7.9 inch) (With Stand) / 3.8 kg(8.4 lbs)

**Dimensions (W x H x D) / Weight (HAS Stand)**

405.6 x 335.2 x 63.8 mm(16.0 x 13.2 x 2.5 inch) (Without Stand)

405.6 x 380.2 x 190.0 mm(16.0 x 15.0 x 7.5 inch) (With Stand) / 4.85 kg(10.7 lbs)

**VESA Mounting Interface**

75 mm x 75 mm (For use with Specialty(Arm) Mounting hardware.)

**Environmental considerations**

Operating	Temperature : 50°F ~ 104°F (10°C ~ 40°C)
	Humidity : 10 % ~ 80 %, non-condensing
Storage	Temperature : -4°F ~ 113°F (-20°C ~ 45°C)
	Humidity : 5 % ~ 95 %, non-condensing

**Plug and Play Capability**

This monitor can be installed on any Plug & Play compatible system. The interaction of the monitor and the computer systems will provide the best operating conditions and monitor settings. In most cases, the monitor installation will proceed automatically, unless the user wishes to select alternate settings.

**Dot Acceptable**

TFT-LCD panels manufactured by using advanced semiconductor technology with precision of 1ppm (one millionth) above are used for this product. But the pixels of RED, GREEN, BLUE and WHITE color appear to be bright sometimes or some black pixels may be seen. This is not from bad quality and you can use it without any problems.



**Note**

Design and specifications are subject to change without prior notice.



**Class B Equipment (Information Communication equipment for residential use)**

This product complies with the Electromagnetic Compatibility Directives for residential use and can be used in all areas including common residential areas. (Class B equipment emits less electromagnetic waves than Class A equipment.)

# Specifications

## PowerSaver

This monitor has a built-in power management system called PowerSaver. This system saves energy by switching your monitor to low-power mode when it has not been used for a certain amount of time. The monitor automatically returns to normal operation when you press a key on the keyboard. For energy conservation, turn your monitor OFF when it is not needed, or when leaving it unattended for long periods. The PowerSaver system operates with a VESA DPM compliant video card installed on your computer. Use the software utility installed on your computer to set up this feature.

State	Normal Operation	Power saving mode	Power off (Power button) EPA/ENERGY 2000
Power Indicator	Blue	Blue blinking	Off
Power Consumption	36 watts	Less than 1 watts	Less than 1 watts



This monitor is EPA ENERGY STAR<sup>®</sup> compliant and ENERGY 2000 compliant when used with a computer equipped with VESA DPM functionality.

As an ENERGY STAR<sup>®</sup> Partner, SAMSUNG has determined that this product meets the ENERGY STAR<sup>®</sup> guidelines for energy efficiency.

# Specifications

## Preset Timing Modes

If the signal transferred from the computer is the same as the following Preset Timing Modes, the screen will be adjusted automatically. However, if the signal differs, the screen may go blank while the power LED is on. Refer to the video card manual and adjusts the screen as follows.

Display Mode	Horizontal Frequency (kHz)	Vertical Frequency (Hz)	Pixel Clock (MHz)	Sync Polarity (H/V)
IBM, 640 x 480	31.469	59.940	25.175	-/-
IBM, 720 x 400	31.469	70.087	28.322	-/+
MAC, 640 x 480	35.000	66.667	30.240	-/-
MAC, 832 x 624	49.726	74.551	57.284	-/-
MAC, 1152 x 870	68.681	75.062	100.000	-/-
VESA, 640 x 480	37.500	75.000	31.500	-/-
VESA, 640 x 480	37.861	72.809	31.500	-/-
VESA, 800 x 600	35.156	56.250	36.000	+/+
VESA, 800 x 600	37.879	60.317	40.000	+/+
VESA, 800 x 600	46.875	75.000	49.500	+/+
VESA, 800 x 600	48.077	72.188	50.000	+/+
VESA, 1024 x 768	48.363	60.004	65.000	-/-
VESA, 1024 x 768	56.476	70.069	75.000	-/-
VESA, 1024 x 768	60.023	75.029	78.750	+/+
VESA, 1152 x 864	67.500	75.000	108.000	+/+
VESA, 1280 X 800	49.702	59.810	83.500	-/+
VESA, 1280 X 960	60.000	60.000	108.000	+/+
VESA, 1280 X 1024	63.981	60.020	108.000	+/+
VESA, 1280 X 1024	79.976	75.025	135.000	+/+

### Horizontal Frequency

The time to scan one line connecting the right edge to the left edge of the screen horizontally is called the Horizontal Cycle and the inverse number of the Horizontal Cycle is called the Horizontal Frequency. Unit: kHz

### Vertical Frequency

Like a fluorescent lamp, the screen has to repeat the same image many times per second to display an image to the user. The frequency of this repetition is called the Vertical Frequency or Refresh Rate. Unit: Hz



# Specifications

---

## General

### General

Model Name SyncMaster 943BMRPLUS

### LCD Panel

Size 19 inch(48 cm)

Display area 376.32 mm (H) x 301.056 mm (V)

Pixel Pitch 0.294 mm (H) x 0.294 mm (V)

### Synchronization

Horizontal 30 ~ 81 kHz

Vertical 50 ~ 75 Hz

### Display Color

16.7M

### Resolution

Optimum resolution 1280 x 1024@60 Hz

Maximum resolution 1280 x 1024@75 Hz

### Input Signal, Terminated

RGB Analog, DVI(Digital Visual Interface) Compliant Digital RGB

0.7 Vp-p  $\pm$  5 %

Separate H/V sync, Composite, SOG

TTL level (V high  $\geq$  2.0 V, V low  $\leq$  0.8 V)

### Maximum Pixel Clock

135 MHz (Analog, Digital)

### Power Supply

AC 100 - 240 V $\sim$  (+/- 10 %), 50/60 Hz  $\pm$  3 Hz

### Signal Cable

15pin - to - 15pin D-sub cable, Detachable

DVI-D to DVI-D connector, Detachable

### Audio Signal

Audio Input 1pin , PC Audio Signal Input

Audio Output 1pin , Earphone Connector

Speaker 1Watt x 2

### Dimensions (W x H x D) / Weight (Simple Stand)

405.6 x 335.2 x 66.7 mm(16.0 x 13.2 x 2.6 inch) (Without Stand)

405.6 x 413.5 x 200.0 mm(16.0 x 16.3 x 7.9 inch) (With Stand) / 3.8 kg(8.4 lbs)

**Dimensions (W x H x D) / Weight (HAS Stand)**

405.6 x 335.2 x 63.8 mm(16.0 x 13.2 x 2.5 inch) (Without Stand)

405.6 x 380.2 x 190.0 mm(16.0 x 15.0 x 7.5 inch) (With Stand) / 4.85 kg(10.7 lbs)

**VESA Mounting Interface**

75 mm x 75 mm (For use with Specialty(Arm) Mounting hardware.)

**Environmental considerations**

Operating	Temperature : 50°F ~ 104°F (10°C ~ 40°C)
	Humidity : 10 % ~ 80 %, non-condensing
Storage	Temperature : -4°F ~ 113°F (-20°C ~ 45°C)
	Humidity : 5 % ~ 95 %, non-condensing

**Plug and Play Capability**

This monitor can be installed on any Plug & Play compatible system. The interaction of the monitor and the computer systems will provide the best operating conditions and monitor settings. In most cases, the monitor installation will proceed automatically, unless the user wishes to select alternate settings.

**Dot Acceptable**

TFT-LCD panels manufactured by using advanced semiconductor technology with precision of 1ppm (one millionth) above are used for this product. But the pixels of RED, GREEN, BLUE and WHITE color appear to be bright sometimes or some black pixels may be seen. This is not from bad quality and you can use it without any problems.



**Note**

Design and specifications are subject to change without prior notice.



**Class B Equipment (Information Communication equipment for residential use)**

This product complies with the Electromagnetic Compatibility Directives for residential use and can be used in all areas including common residential areas. (Class B equipment emits less electromagnetic waves than Class A equipment.)

# Specifications

## PowerSaver

This monitor has a built-in power management system called PowerSaver. This system saves energy by switching your monitor to low-power mode when it has not been used for a certain amount of time. The monitor automatically returns to normal operation when you press a key on the keyboard. For energy conservation, turn your monitor OFF when it is not needed, or when leaving it unattended for long periods. The PowerSaver system operates with a VESA DPM compliant video card installed on your computer. Use the software utility installed on your computer to set up this feature.

State	Normal Operation	Power saving mode	Power off (Power button) EPA/ENERGY 2000
Power Indicator	Blue	Blue blinking	Off
Power Consumption	36 watts	Less than 1 watts	Less than 1 watts



This monitor is EPA ENERGY STAR<sup>®</sup> compliant and ENERGY 2000 compliant when used with a computer equipped with VESA DPM functionality.

As an ENERGY STAR<sup>®</sup> Partner, SAMSUNG has determined that this product meets the ENERGY STAR<sup>®</sup> guidelines for energy efficiency.

# Specifications

## Preset Timing Modes

If the signal transferred from the computer is the same as the following Preset Timing Modes, the screen will be adjusted automatically. However, if the signal differs, the screen may go blank while the power LED is on. Refer to the video card manual and adjust the screen as follows.

Display Mode	Horizontal Frequency (kHz)	Vertical Frequency (Hz)	Pixel Clock (MHz)	Sync Polarity (H/V)
IBM, 640 x 480	31.469	59.940	25.175	-/-
IBM, 720 x 400	31.469	70.087	28.322	-/+
MAC, 640 x 480	35.000	66.667	30.240	-/-
MAC, 832 x 624	49.726	74.551	57.284	-/-
MAC, 1152 x 870	68.681	75.062	100.000	-/-
VESA, 640 x 480	37.500	75.000	31.500	-/-
VESA, 640 x 480	37.861	72.809	31.500	-/-
VESA, 800 x 600	35.156	56.250	36.000	+/+
VESA, 800 x 600	37.879	60.317	40.000	+/+
VESA, 800 x 600	46.875	75.000	49.500	+/+
VESA, 800 x 600	48.077	72.188	50.000	+/+
VESA, 1024 x 768	48.363	60.004	65.000	-/-
VESA, 1024 x 768	56.476	70.069	75.000	-/-
VESA, 1024 x 768	60.023	75.029	78.750	+/+
VESA, 1152 x 864	67.500	75.000	108.000	+/+
VESA, 1280 X 800	49.702	59.810	83.500	-/+
VESA, 1280 X 960	60.000	60.000	108.000	+/+
VESA, 1280 X 1024	63.981	60.020	108.000	+/+
VESA, 1280 X 1024	79.976	75.025	135.000	+/+

### Horizontal Frequency

The time to scan one line connecting the right edge to the left edge of the screen horizontally is called the Horizontal Cycle and the inverse number of the Horizontal Cycle is called the Horizontal Frequency. Unit: kHz

### Vertical Frequency

Like a fluorescent lamp, the screen has to repeat the same image many times per second to display an image to the user. The frequency of this repetition is called the Vertical Frequency or Refresh Rate. Unit: Hz



# Specifications

---

## General

### General

Model Name SyncMaster 943BPLUS

### LCD Panel

Size 19 inch(48 cm)

Display area 376.32 mm (H) x 301.056 mm (V)

Pixel Pitch 0.294 mm (H) x 0.294 mm (V)

### Synchronization

Horizontal 30 ~ 81 kHz

Vertical 50 ~ 75 Hz

### Display Color

16.7M

### Resolution

Optimum resolution 1280 x 1024@60 Hz

Maximum resolution 1280 x 1024@75 Hz

### Input Signal, Terminated

RGB Analog, DVI(Digital Visual Interface) Compliant Digital RGB

0.7 Vp-p  $\pm$  5 %

Separate H/V sync, Composite, SOG

TTL level (V high  $\geq$  2.0 V, V low  $\leq$  0.8 V)

### Maximum Pixel Clock

135 MHz (Analog, Digital)

### Power Supply

AC 100 - 240 V $\sim$  (+/- 10 %), 50/60 Hz  $\pm$  3 Hz

### Signal Cable

15pin-to- 15pin D-sub cable, Detachable

DVI-D to DVI-D connector, Detachable

### Dimensions (W x H x D) / Weight (Simple Stand)

405.6 x 335.2 x 68.4 mm / 16.0 x 13.2 x 6.60 inch (Without Stand)

405.6 x 413.5 x 200.0 mm / 16.0 x 16.3 x 20.07 inch (With Stand), 3.8 kg / 8.4 lbs

### Dimensions (W x H x D) / Weight (HAS Stand)

405.6 x 335.2 x 65.5 mm / 16.0 x 13.2 x 2.5 inch (Without Stand)



405.6 x 380.2 x 190.0 mm / 16.0 x 15.0 x 7.5 inch (With Stand), 4.85 kg / 10.7 lbs

#### VESA Mounting Interface

75 mm x 75 mm (For use with Specialty(Arm) Mounting hardware.)

#### Environmental considerations

Operating	Temperature : 50°F ~ 104°F (10°C ~ 40°C)
	Humidity : 10 % ~ 80 %, non-condensing
Storage	Temperature : -4°F ~ 113°F (-20°C ~ 45°C)
	Humidity : 5 % ~ 95 %, non-condensing

#### Plug and Play Capability

This monitor can be installed on any Plug & Play compatible system. The interaction of the monitor and the computer systems will provide the best operating conditions and monitor settings. In most cases, the monitor installation will proceed automatically, unless the user wishes to select alternate settings.

#### Dot Acceptable

TFT-LCD panels manufactured by using advanced semiconductor technology with precision of 1ppm (one millionth) above are used for this product. But the pixels of RED, GREEN, BLUE and WHITE color appear to be bright sometimes or some black pixels may be seen. This is not from bad quality and you can use it without any problems.



#### Note

Design and specifications are subject to change without prior notice.



#### Class B Equipment (Information Communication equipment for residential use)

This product complies with the Electromagnetic Compatibility Directives for residential use and can be used in all areas including common residential areas. (Class B equipment emits less electromagnetic waves than Class A equipment.)

# Specifications

## PowerSaver

This monitor has a built-in power management system called PowerSaver. This system saves energy by switching your monitor to low-power mode when it has not been used for a certain amount of time. The monitor automatically returns to normal operation when you press a key on the keyboard. For energy conservation, turn your monitor OFF when it is not needed, or when leaving it unattended for long periods. The PowerSaver system operates with a VESA DPM compliant video card installed on your computer. Use the software utility installed on your computer to set up this feature.

State	Normal Operation	Power saving mode	Power off (Power button) EPA/ENERGY 2000
Power Indicator	Blue	Blue blinking	Off
Power Consumption	35 watts	Less than 1 watts	Less than 1 watts



This monitor is EPA ENERGY STAR<sup>®</sup> compliant and ENERGY2000 compliant when used with a computer equipped with VESA DPM functionality.

As an ENERGY STAR<sup>®</sup> Partner, SAMSUNG has determined that this product meets the ENERGY STAR<sup>®</sup> guidelines for energy efficiency.

# Specifications

## Preset Timing Modes

If the signal transferred from the computer is the same as the following Preset Timing Modes, the screen will be adjusted automatically. However, if the signal differs, the screen may go blank while the power LED is on. Refer to the video card manual and adjust the screen as follows.

Display Mode	Horizontal Frequency (kHz)	Vertical Frequency (Hz)	Pixel Clock (MHz)	Sync Polarity (H/V)
IBM, 640 x 480	31.469	59.940	25.175	-/-
IBM, 720 x 400	31.469	70.087	28.322	-/+
MAC, 640 x 480	35.000	66.667	30.240	-/-
MAC, 832 x 624	49.726	74.551	57.284	-/-
MAC, 1152 x 870	68.681	75.062	100.000	-/-
VESA, 640 x 480	37.500	75.000	31.500	-/-
VESA, 640 x 480	37.861	72.809	31.500	-/-
VESA, 800 x 600	35.156	56.250	36.000	+/+
VESA, 800 x 600	37.879	60.317	40.000	+/+
VESA, 800 x 600	46.875	75.000	49.500	+/+
VESA, 800 x 600	48.077	72.188	50.000	+/+
VESA, 1024 x 768	48.363	60.004	65.000	-/-
VESA, 1024 x 768	56.476	70.069	75.000	-/-
VESA, 1024 x 768	60.023	75.029	78.750	+/+
VESA, 1152 x 864	67.500	75.000	108.000	+/+
VESA, 1280 X 800	49.702	59.810	83.500	-/+
VESA, 1280 X 960	60.000	60.000	108.000	+/+
VESA, 1280 X 1024	63.981	60.020	108.000	+/+
VESA, 1280 X 1024	79.976	75.025	135.000	+/+

### Horizontal Frequency

The time to scan one line connecting the right edge to the left edge of the screen horizontally is called the Horizontal Cycle and the inverse number of the Horizontal Cycle is called the Horizontal Frequency. Unit: kHz

### Vertical Frequency

Like a fluorescent lamp, the screen has to repeat the same image many times per second to display an image to the user. The frequency of this repetition is called the Vertical Frequency or Refresh Rate. Unit: Hz



# Specifications

---

## General

### General

Model Name SyncMaster 943BR

### LCD Panel

Size 19 inch (48 cm)

Display area 376.32 mm (H) x 301.056 mm (V)

Pixel Pitch 0.294 mm (H) x 0.294 mm (V)

### Synchronization

Horizontal 30 ~ 81 kHz

Vertical 50 ~ 75 Hz

### Display Color

16.7M

### Resolution

Optimum resolution 1280 x 1024@60 Hz

Maximum resolution 1280 x 1024@75 Hz

### Input Signal, Terminated

RGB Analog, DVI(Digital Visual Interface) Compliant Digital RGB

0.7 Vp-p  $\pm$  5 %

Separate H/V sync, Composite, SOG

TTL level (V high  $\geq$  2.0 V, V low  $\leq$  0.8 V)

### Maximum Pixel Clock

135 MHz (Analog, Digital)

### Power Supply

AC 100 - 240 V $\sim$  (+/- 10 %), 50/60 Hz  $\pm$  3 Hz

### Signal Cable

15pin - to - 15pin D-sub cable, Detachable

DVI-D to DVI-D connector, Detachable

### Dimensions (W x H x D) / Weight (Simple Stand)

405.6 x 335.2 x 66.7 mm (16.0 x 13.2 x 2.6 inch) (Without Stand)

405.6 x 413.5 x 200.0 mm (16.0 x 16.3 x 7.9 inch) (With Stand)/ 3.8 kg (8.4 lbs)

### Dimensions (W x H x D) / Weight (HAS Stand)

405.6 x 335.2 x 63.8 mm (16.0 x 13.2 x 2.5 inch) (Without Stand)

405.6 x 380.2 x 190.0 mm (16.0 x 15.0 x 7.5 inch) (With Stand)/ 4.85 kg (10.7 lbs)

#### **VESA Mounting Interface**

75 mm x 75 mm (For use with Specialty(Arm) Mounting hardware.)

#### **Environmental considerations**

Operating	Temperature : 50°F ~ 104°F (10°C ~ 40°C)
	Humidity : 10 % ~ 80 %, non-condensing
Storage	Temperature : -4°F ~ 113°F (-20°C ~ 45°C)
	Humidity : 5 % ~ 95 %, non-condensing

#### **Plug and Play Capability**

This monitor can be installed on any Plug & Play compatible system. The interaction of the monitor and the computer systems will provide the best operating conditions and monitor settings. In most cases, the monitor installation will proceed automatically, unless the user wishes to select alternate settings.

#### **Dot Acceptable**

TFT-LCD panels manufactured by using advanced semiconductor technology with precision of 1ppm (one millionth) above are used for this product. But the pixels of RED, GREEN, BLUE and WHITE color appear to be bright sometimes or some black pixels may be seen. This is not from bad quality and you can use it without any problems.



#### **Note**

Design and specifications are subject to change without prior notice.



#### **Class B Equipment (Information Communication equipment for residential use)**

This product complies with the Electromagnetic Compatibility Directives for residential use and can be used in all areas including common residential areas. (Class B equipment emits less electromagnetic waves than Class A equipment.)

# Specifications

## PowerSaver

This monitor has a built-in power management system called PowerSaver. This system saves energy by switching your monitor to low-power mode when it has not been used for a certain amount of time. The monitor automatically returns to normal operation when you press a key on the keyboard. For energy conservation, turn your monitor OFF when it is not needed, or when leaving it unattended for long periods. The PowerSaver system operates with a VESA DPM compliant video card installed on your computer. Use the software utility installed on your computer to set up this feature.

State	Normal Operation	Power saving mode	Power off (Power button) EPA/ENERGY 2000
Power Indicator	Blue	Blue blinking	Off
Power Consumption	34 watts	Less than 1 watts	Less than 1 watts



This monitor is EPA ENERGY STAR<sup>®</sup> compliant and ENERGY 2000 compliant when used with a computer equipped with VESA DPM functionality.

As an ENERGY STAR<sup>®</sup> Partner, SAMSUNG has determined that this product meets the ENERGY STAR<sup>®</sup> guidelines for energy efficiency.

# Specifications

## Preset Timing Modes

If the signal transferred from the computer is the same as the following Preset Timing Modes, the screen will be adjusted automatically. However, if the signal differs, the screen may go blank while the power LED is on. Refer to the video card manual and adjust the screen as follows.

Display Mode	Horizontal Frequency (kHz)	Vertical Frequency (Hz)	Pixel Clock (MHz)	Sync Polarity (H/V)
IBM, 640 x 480	31.469	59.940	25.175	-/-
IBM, 720 x 400	31.469	70.087	28.322	-/+
MAC, 640 x 480	35.000	66.667	30.240	-/-
MAC, 832 x 624	49.726	74.551	57.284	-/-
MAC, 1152 x 870	68.681	75.062	100.000	-/-
VESA, 640 x 480	37.500	75.000	31.500	-/-
VESA, 640 x 480	37.861	72.809	31.500	-/-
VESA, 800 x 600	35.156	56.250	36.000	+/+
VESA, 800 x 600	37.879	60.317	40.000	+/+
VESA, 800 x 600	46.875	75.000	49.500	+/+
VESA, 800 x 600	48.077	72.188	50.000	+/+
VESA, 1024 x 768	48.363	60.004	65.000	-/-
VESA, 1024 x 768	56.476	70.069	75.000	-/-
VESA, 1024 x 768	60.023	75.029	78.750	+/+
VESA, 1152 x 864	67.500	75.000	108.000	+/+
VESA, 1280 X 800	49.702	59.810	83.500	-/+
VESA, 1280 X 960	60.000	60.000	108.000	+/+
VESA, 1280 X 1024	63.981	60.020	108.000	+/+
VESA, 1280 X 1024	79.976	75.025	135.000	+/+

### Horizontal Frequency

The time to scan one line connecting the right edge to the left edge of the screen horizontally is called the Horizontal Cycle and the inverse number of the Horizontal Cycle is called the Horizontal Frequency. Unit: kHz

### Vertical Frequency

Like a fluorescent lamp, the screen has to repeat the same image many times per second to display an image to the user. The frequency of this repetition is called the Vertical Frequency or Refresh Rate. Unit: Hz



# Specifications

---

## General

### General

Model Name SyncMaster 943BT

### LCD Panel

Size 19 inch (48 cm)

Display area 376.32 mm (H) x 301.056 mm (V)

Pixel Pitch 0.294 mm (H) x 0.294 mm (V)

### Synchronization

Horizontal 30 ~ 81 kHz

Vertical 50 ~ 75 Hz

### Display Color

16.7 M

### Resolution

Optimum resolution 1280 x 1024@60 Hz

Maximum resolution 1280 x 1024@75 Hz

### Input Signal, Terminated

RGB Analog, DVI(Digital Visual Interface) Compliant Digital RGB

0.7 Vp-p  $\pm$  5 %

Separate H/V sync, Composite, SOG

TTL level (V high  $\geq$  2.0 V, V low  $\leq$  0.8 V)

### Maximum Pixel Clock

135 MHz (Analog, Digital)

### Power Supply

AC 100 - 240 V $\sim$  (+/- 10 %), 50/60 Hz  $\pm$  3 Hz

### Signal Cable

15pin - to - 15pin D-sub cable, Detachable

DVI-D to DVI-D connector, Detachable

### Dimensions (W x H x D) / Weight (Simple Stand)

405.6 x 335.2 x 68.4 mm (16.0 x 13.2 x 6.60 inch) (Without Stand)

405.6 x 413.5 x 200.0 mm (16.0 x 16.3 x 20.07 inch) (With Stand)/ 3.8 kg (8.4 lbs)

### Dimensions (W x H x D) / Weight (HAS Stand)

405.6 x 335.2 x 65.5 mm (16.0 x 13.2 x 2.5 inch) (Without Stand)



405.6 x 380.2 x 190.0 mm (16.0 x 15.0 x 7.5 inch) (With Stand)/ 4.85 kg (10.7 lbs)

#### **VESA Mounting Interface**

75 mm x 75 mm (For use with Specialty(Arm) Mounting hardware.)

#### **Environmental considerations**

Operating	Temperature : 50°F ~ 104°F (10°C ~ 40°C)
	Humidity : 10 % ~ 80 %, non-condensing
Storage	Temperature : -4°F ~ 113°F (-20°C ~ 45°C)
	Humidity : 5 % ~ 95 %, non-condensing

#### **Plug and Play Capability**

This monitor can be installed on any Plug & Play compatible system. The interaction of the monitor and the computer systems will provide the best operating conditions and monitor settings. In most cases, the monitor installation will proceed automatically, unless the user wishes to select alternate settings.

#### **Dot Acceptable**

TFT-LCD panels manufactured by using advanced semiconductor technology with precision of 1ppm (one millionth) above are used for this product. But the pixels of RED, GREEN, BLUE and WHITE color appear to be bright sometimes or some black pixels may be seen. This is not from bad quality and you can use it without any problems.



#### **Note**

Design and specifications are subject to change without prior notice.



#### **Class B Equipment (Information Communication equipment for residential use)**

This product complies with the Electromagnetic Compatibility Directives for residential use and can be used in all areas including common residential areas. (Class B equipment emits less electromagnetic waves than Class A equipment.)

# Specifications

## PowerSaver

This monitor has a built-in power management system called PowerSaver. This system saves energy by switching your monitor to low-power mode when it has not been used for a certain amount of time. The monitor automatically returns to normal operation when you press a key on the keyboard. For energy conservation, turn your monitor OFF when it is not needed, or when leaving it unattended for long periods. The PowerSaver system operates with a VESA DPM compliant video card installed on your computer. Use the software utility installed on your computer to set up this feature.

State	Normal Operation	Power saving mode	Power off (Power button) EPA/ENERGY 2000
Power Indicator	On	Blinking	Off
Power Consumption	35 watts	Less than 1 watts	Less than 1 watts



This monitor is EPA ENERGY STAR<sup>®</sup> compliant and ENERGY 2000 compliant when used with a computer equipped with VESA DPM functionality.

As an ENERGY STAR<sup>®</sup> Partner, SAMSUNG has determined that this product meets the ENERGY STAR<sup>®</sup> guidelines for energy efficiency.

# Specifications

## Preset Timing Modes

If the signal transferred from the computer is the same as the following Preset Timing Modes, the screen will be adjusted automatically. However, if the signal differs, the screen may go blank while the power LED is on. Refer to the video card manual and adjust the screen as follows.

Display Mode	Horizontal Frequency (kHz)	Vertical Frequency (Hz)	Pixel Clock (MHz)	Sync Polarity (H/V)
IBM, 640 x 480	31.469	59.940	25.175	-/-
IBM, 720 x 400	31.469	70.087	28.322	-/+
MAC, 640 x 480	35.000	66.667	30.240	-/-
MAC, 832 x 624	49.726	74.551	57.284	-/-
MAC, 1152 x 870	68.681	75.062	100.000	-/-
VESA, 640 x 480	37.500	75.000	31.500	-/-
VESA, 640 x 480	37.861	72.809	31.500	-/-
VESA, 800 x 600	35.156	56.250	36.000	+/+
VESA, 800 x 600	37.879	60.317	40.000	+/+
VESA, 800 x 600	46.875	75.000	49.500	+/+
VESA, 800 x 600	48.077	72.188	50.000	+/+
VESA, 1024 x 768	48.363	60.004	65.000	-/-
VESA, 1024 x 768	56.476	70.069	75.000	-/-
VESA, 1024 x 768	60.023	75.029	78.750	+/+
VESA, 1152 x 864	67.500	75.000	108.000	+/+
VESA, 1280 X 800	49.702	59.810	83.500	-/+
VESA, 1280 X 960	60.000	60.000	108.000	+/+
VESA, 1280 X 1024	63.981	60.020	108.000	+/+
VESA, 1280 X 1024	79.976	75.025	135.000	+/+

### Horizontal Frequency

The time to scan one line connecting the right edge to the left edge of the screen horizontally is called the Horizontal Cycle and the inverse number of the Horizontal Cycle is called the Horizontal Frequency. Unit: kHz

### Vertical Frequency

Like a fluorescent lamp, the screen has to repeat the same image many times per second to display an image to the user. The frequency of this repetition is called the Vertical Frequency or Refresh Rate. Unit: Hz



# Specifications

---

## General

### General

Model Name SyncMaster 943BW

### LCD Panel

Size 19 inch (48 cm)

Display area 408.24 mm (H) x 255.15 mm (V)

Pixel Pitch 0.2835 mm (H) x 0.2835 mm (V)

### Synchronization

Horizontal 30 ~ 81 kHz

Vertical 56 ~ 75 Hz

### Display Color

16.7M

### Resolution

Optimum resolution 1440 x 900@60 Hz

Maximum resolution 1440 x 900@75 Hz

### Input Signal, Terminated

RGB Analog, DVI(Digital Visual Interface) Compliant Digital RGB

0.7 Vp-p  $\pm$  5 %

Separate H/V sync, Composite, SOG

TTL level (V high  $\geq$  2.0 V, V low  $\leq$  0.8 V)

### Maximum Pixel Clock

137 MHz

### Power Supply

AC 100 - 240 V $\sim$  (+/- 10 %), 50/60 Hz  $\pm$  3 Hz

### Signal Cable

15pin - to - 15pin D-sub cable, Detachable

DVI-D to DVI-D connector, Detachable

### Dimensions (W x H x D) / Weight (Simple Stand)

439 x 290 x 68.4 mm / 17.3 x 11.4 x 2.7 inch (Without Stand)

439 x 368 x 185 mm / 17.3 x 14.5 x 7.3 inch (With Stand) /3.9 kg ( 8.6 lbs)

### Dimensions (W x H x D) / Weight (HAS Stand)

439 x 290 x 65.5 mm / 17.3 x 11.4 x 2.6 inch (Without Stand)

439 x 354 x 190 mm / 17.3 x 13.9 x 7.5 inch (With Stand) /4.8 kg (10.6 lbs)

#### **VESA Mounting Interface**

75 mm x 75 mm (For use with Specialty(Arm) Mounting hardware.)

#### **Environmental considerations**

Operating	Temperature : 50°F ~ 104°F (10°C ~ 40°C)
	Humidity : 10 % ~ 80 %, non-condensing
Storage	Temperature : -4°F ~ 113°F (-20°C ~ 45°C)
	Humidity : 5 % ~ 95 %, non-condensing

#### **Plug and Play Capability**

This monitor can be installed on any Plug & Play compatible system. The interaction of the monitor and the computer systems will provide the best operating conditions and monitor settings. In most cases, the monitor installation will proceed automatically, unless the user wishes to select alternate settings.

#### **Dot Acceptable**

TFT-LCD panels manufactured by using advanced semiconductor technology with precision of 1ppm (one millionth) above are used for this product. But the pixels of RED, GREEN, BLUE and WHITE color appear to be bright sometimes or some black pixels may be seen. This is not from bad quality and you can use it without any problems.



#### **Note**

Design and specifications are subject to change without prior notice.



#### **Class B Equipment (Information Communication equipment for residential use)**

This product complies with the Electromagnetic Compatibility Directives for residential use and can be used in all areas including common residential areas. (Class B equipment emits less electromagnetic waves than Class A equipment.)

# Specifications

## PowerSaver

This monitor has a built-in power management system called PowerSaver. This system saves energy by switching your monitor to low-power mode when it has not been used for a certain amount of time. The monitor automatically returns to normal operation when you press a key on the keyboard. For energy conservation, turn your monitor OFF when it is not needed, or when leaving it unattended for long periods. The PowerSaver system operates with a VESA DPM compliant video card installed on your computer. Use the software utility installed on your computer to set up this feature.

State	Normal Operation	Power saving mode	Power off (Power button) EPA/ENERGY 2000
Power Indicator	Blue	Blue blinking	Off
Power Consumption	35 watts	Less than 1 watts	Less than 1 watts



This monitor is EPA ENERGY STAR<sup>®</sup> compliant and ENERGY2000 compliant when used with a computer equipped with VESA DPM functionality.

As an ENERGY STAR<sup>®</sup> Partner, SAMSUNG has determined that this product meets the ENERGY STAR<sup>®</sup> guidelines for energy efficiency.

# Specifications

## Preset Timing Modes

If the signal transferred from the computer is the same as the following Preset Timing Modes, the screen will be adjusted automatically. However, if the signal differs, the screen may go blank while the power LED is on. Refer to the video card manual and adjust the screen as follows.

Display Mode	Horizontal Frequency (kHz)	Vertical Frequency (Hz)	Pixel Clock (MHz)	Sync Polarity (H/V)
IBM, 720 x 400	31.469	70.087	28.322	-/+
MAC, 640 x 480	35.000	66.667	30.240	-/-
MAC, 832 x 624	49.726	74.551	57.284	-/-
MAC, 1152 x 870	68.681	75.062	100.000	-/-
VESA, 640 x 480	31.469	59.940	25.175	-/-
VESA, 640 x 480	37.861	72.809	31.500	-/-
VESA, 640 x 480	37.500	75.000	31.500	-/-
VESA, 800 x 600	35.156	56.250	36.000	+/+
VESA, 800 x 600	37.879	60.317	40.000	+/+
VESA, 800 x 600	48.077	72.188	50.000	+/+
VESA, 800 x 600	46.875	75.000	49.500	+/+
VESA, 1024 x 768	48.363	60.004	65.000	-/-
VESA, 1024 x 768	56.476	70.069	75.000	-/-
VESA, 1024 x 768	60.023	75.029	78.750	+/+
VESA, 1152 x 864	67.500	75.000	108.000	+/+
VESA, 1280 x 800	49.702	59.810	83.500	+/+
VESA, 1280 X 960	60.000	60.000	108.000	+/+
VESA, 1280 X 1024	63.981	60.020	108.000	+/+
VESA, 1280 X 1024	79.976	75.025	135.000	+/+
VESA, 1440 X 900	55.935	59.887	106.500	-/+
VESA, 1440 X 900	70.635	74.984	136.750	-/+

### Horizontal Frequency



The time to scan one line connecting the right edge to the left edge of the screen horizontally is called the Horizontal Cycle and the inverse number of the Horizontal Cycle is called the Horizontal Frequency. Unit: kHz

### Vertical Frequency

Like a fluorescent lamp, the screen has to repeat the same image many times per second to display an image to the user. The frequency of this repetition is called the Vertical Frequency or Refresh Rate. Unit: Hz



# Specifications

---

## General

### General

Model Name SyncMaster 943BWPLUS

### LCD Panel

Size 19 inch (48 cm)

Display area 408.24 mm (H) x 255.15 mm (V)

Pixel Pitch 0.2835 mm (H) x 0.2835 mm (V)

### Synchronization

Horizontal 30 ~ 81 kHz

Vertical 56 ~ 75 Hz

### Display Color

16.7M

### Resolution

Optimum resolution 1440 x 900@60 Hz

Maximum resolution 1440 x 900@75 Hz

### Input Signal, Terminated

RGB Analog, DVI(Digital Visual Interface) Compliant Digital RGB

0.7 Vp-p  $\pm$  5 %

Separate H/V sync, Composite, SOG

TTL level (V high  $\geq$  2.0 V, V low  $\leq$  0.8 V)

### Maximum Pixel Clock

137 MHz

### Power Supply

AC 100 - 240 V $\sim$  (+/- 10 %), 50/60 Hz  $\pm$  3 Hz

### Signal Cable

15pin - to - 15pin D-sub cable, Detachable

DVI-D to DVI-D connector, Detachable

### Dimensions (W x H x D) / Weight (Simple Stand)

439 x 290 x 68.4 mm / 17.3 x 11.4 x 2.7 inch (Without Stand)

439 x 368 x 185 mm / 17.3 x 14.5 x 7.3 inch (With Stand) /3.9 kg ( 8.6 lbs)

### Dimensions (W x H x D) / Weight (HAS Stand)

439 x 290 x 65.5 mm / 17.3 x 11.4 x 2.6 inch (Without Stand)

439 x 354 x 190 mm / 17.3 x 13.9 x 7.5 inch (With Stand) /4.8 kg (10.6 lbs)

#### **VESA Mounting Interface**

75 mm x 75 mm (For use with Specialty(Arm) Mounting hardware.)

#### **Environmental considerations**

Operating	Temperature : 50°F ~ 104°F (10°C ~ 40°C)
	Humidity : 10 % ~ 80 %, non-condensing
Storage	Temperature : -4°F ~ 113°F (-20°C ~ 45°C)
	Humidity : 5 % ~ 95 %, non-condensing

#### **Plug and Play Capability**

This monitor can be installed on any Plug & Play compatible system. The interaction of the monitor and the computer systems will provide the best operating conditions and monitor settings. In most cases, the monitor installation will proceed automatically, unless the user wishes to select alternate settings.

#### **Dot Acceptable**

TFT-LCD panels manufactured by using advanced semiconductor technology with precision of 1ppm (one millionth) above are used for this product. But the pixels of RED, GREEN, BLUE and WHITE color appear to be bright sometimes or some black pixels may be seen. This is not from bad quality and you can use it without any problems.



#### **Note**

Design and specifications are subject to change without prior notice.



#### **Class B Equipment (Information Communication equipment for residential use)**

This product complies with the Electromagnetic Compatibility Directives for residential use and can be used in all areas including common residential areas. (Class B equipment emits less electromagnetic waves than Class A equipment.)

# Specifications

## PowerSaver

This monitor has a built-in power management system called PowerSaver. This system saves energy by switching your monitor to low-power mode when it has not been used for a certain amount of time. The monitor automatically returns to normal operation when you press a key on the keyboard. For energy conservation, turn your monitor OFF when it is not needed, or when leaving it unattended for long periods. The PowerSaver system operates with a VESA DPM compliant video card installed on your computer. Use the software utility installed on your computer to set up this feature.

State	Normal Operation	Power saving mode	Power off (Power button) EPA/ENERGY 2000
Power Indicator	Blue	Blue blinking	Off
Power Consumption	35 watts	Less than 1 watts	Less than 1 watts



This monitor is EPA ENERGY STAR<sup>®</sup> compliant and ENERGY2000 compliant when used with a computer equipped with VESA DPM functionality.

As an ENERGY STAR<sup>®</sup> Partner, SAMSUNG has determined that this product meets the ENERGY STAR<sup>®</sup> guidelines for energy efficiency.

# Specifications

## Preset Timing Modes

If the signal transferred from the computer is the same as the following Preset Timing Modes, the screen will be adjusted automatically. However, if the signal differs, the screen may go blank while the power LED is on. Refer to the video card manual and adjust the screen as follows.

Display Mode	Horizontal Frequency (kHz)	Vertical Frequency (Hz)	Pixel Clock (MHz)	Sync Polarity (H/V)
IBM, 720 x 400	31.469	70.087	28.322	-/+
MAC, 640 x 480	35.000	66.667	30.240	-/-
MAC, 832 x 624	49.726	74.551	57.284	-/-
MAC, 1152 x 870	68.681	75.062	100.000	-/-
VESA, 640 x 480	31.469	59.940	25.175	-/-
VESA, 640 x 480	37.861	72.809	31.500	-/-
VESA, 640 x 480	37.500	75.000	31.500	-/-
VESA, 800 x 600	35.156	56.250	36.000	+/+
VESA, 800 x 600	37.879	60.317	40.000	+/+
VESA, 800 x 600	48.077	72.188	50.000	+/+
VESA, 800 x 600	46.875	75.000	49.500	+/+
VESA, 1024 x 768	48.363	60.004	65.000	-/-
VESA, 1024 x 768	56.476	70.069	75.000	-/-
VESA, 1024 x 768	60.023	75.029	78.750	+/+
VESA, 1152 x 864	67.500	75.000	108.000	+/+
VESA, 1280 x 800	49.702	59.810	83.500	+/+
VESA, 1280 X 960	60.000	60.000	108.000	+/+
VESA, 1280 X 1024	63.981	60.020	108.000	+/+
VESA, 1280 X 1024	79.976	75.025	135.000	+/+
VESA, 1440 X 900	55.935	59.887	106.500	-/+
VESA, 1440 X 900	70.635	74.984	136.750	-/+

### Horizontal Frequency



The time to scan one line connecting the right edge to the left edge of the screen horizontally is called the Horizontal Cycle and the inverse number of the Horizontal Cycle is called the Horizontal Frequency. Unit: kHz

### Vertical Frequency

Like a fluorescent lamp, the screen has to repeat the same image many times per second to display an image to the user. The frequency of this repetition is called the Vertical Frequency or Refresh Rate. Unit: Hz

# Specifications

---

## General

### General

Model Name SyncMaster 943BWT

### LCD Panel

Size 19inch (48 cm)

Display area 408.24 mm (H) x 255.15 mm (V)

Pixel Pitch 0.2835 mm (H) x 0.2835 mm (V)

### Synchronization

Horizontal 30 ~ 81 kHz

Vertical 56 ~ 75 Hz

### Display Color

16.7M

### Resolution

Optimum resolution 1440 x 900@60 Hz

Maximum resolution 1440 x 900@75 Hz

### Input Signal, Terminated

RGB Analog, DVI(Digital Visual Interface) Compliant Digital RGB

0.7 Vp-p  $\pm$  5 %

Separate H/V sync, Composite, SOG

TTL level (V high  $\geq$  2.0 V, V low  $\leq$  0.8 V)

### Maximum Pixel Clock

137 MHz

### Power Supply

AC 100 - 240 V $\sim$  (+/- 10 %), 50/60 Hz  $\pm$  3 Hz

### Signal Cable

15pin - to - 15pin D-sub cable, Detachable

DVI-D to DVI-D connector, Detachable

### Dimensions (W x H x D) / Weight (Simple Stand)

439 x 290 x 68.4 mm (17.3 x 11.4 x 2.7 inch) (Without Stand)

439 x 368 x 185 mm (17.3 x 14.5 x 7.3 inch) (With Stand)/ 3.8 kg (8.4 lbs)

### Dimensions (W x H x D) / Weight (HAS Stand)

439 x 290 x 65.5 mm (17.3 x 11.4 x 2.6 inch) (Without Stand)

439 x 357.3 x 190 mm (17.3 x 14.1 x 7.5 inch) (With Stand)/ 5.0 kg (11.0 lbs)

#### **VESA Mounting Interface**

75 mm x 75 mm (For use with Specialty(Arm) Mounting hardware.)

#### **Environmental considerations**

Operating	Temperature : 50°F ~ 104°F (10°C ~ 40°C)
	Humidity : 10 % ~ 80 %, non-condensing
Storage	Temperature : -4°F ~ 113°F (-20°C ~ 45°C)
	Humidity : 5 % ~ 95 %, non-condensing

#### **Plug and Play Capability**

This monitor can be installed on any Plug & Play compatible system. The interaction of the monitor and the computer systems will provide the best operating conditions and monitor settings. In most cases, the monitor installation will proceed automatically, unless the user wishes to select alternate settings.

#### **Dot Acceptable**

TFT-LCD panels manufactured by using advanced semiconductor technology with precision of 1ppm (one millionth) above are used for this product. But the pixels of RED, GREEN, BLUE and WHITE color appear to be bright sometimes or some black pixels may be seen. This is not from bad quality and you can use it without any problems.



#### **Note**

Design and specifications are subject to change without prior notice.



#### **Class B Equipment (Information Communication equipment for residential use)**

This product complies with the Electromagnetic Compatibility Directives for residential use and can be used in all areas including common residential areas. (Class B equipment emits less electromagnetic waves than Class A equipment.)

# Specifications

## PowerSaver

This monitor has a built-in power management system called PowerSaver. This system saves energy by switching your monitor to low-power mode when it has not been used for a certain amount of time. The monitor automatically returns to normal operation when you press a key on the keyboard. For energy conservation, turn your monitor OFF when it is not needed, or when leaving it unattended for long periods. The PowerSaver system operates with a VESA DPM compliant video card installed on your computer. Use the software utility installed on your computer to set up this feature.

State	Normal Operation	Power saving mode	Power off (Power button) EPA/ENERGY 2000
Power Indicator	On	Blinking	Off
Power Consumption	35 watts	Less than 1 watts	Less than 1 watts



This monitor is EPA ENERGY STAR<sup>®</sup> compliant and ENERGY2000 compliant when used with a computer equipped with VESA DPM functionality.

As an ENERGY STAR<sup>®</sup> Partner, SAMSUNG has determined that this product meets the ENERGY STAR<sup>®</sup> guidelines for energy efficiency.



# Specifications

## Preset Timing Modes

If the signal transferred from the computer is the same as the following Preset Timing Modes, the screen will be adjusted automatically. However, if the signal differs, the screen may go blank while the power LED is on. Refer to the video card manual and adjust the screen as follows.

Display Mode	Horizontal Frequency (kHz)	Vertical Frequency (Hz)	Pixel Clock (MHz)	Sync Polarity (H/V)
IBM, 720 x 400	31.469	70.087	28.322	-/+
MAC, 640 x 480	35.000	66.667	30.240	-/-
MAC, 832 x 624	49.726	74.551	57.284	-/-
MAC, 1152 x 870	68.681	75.062	100.000	-/-
VESA, 640 x 480	31.469	59.940	25.175	-/-
VESA, 640 x 480	37.861	72.809	31.500	-/-
VESA, 640 x 480	37.500	75.000	31.500	-/-
VESA, 800 x 600	35.156	56.250	36.000	+/+
VESA, 800 x 600	37.879	60.317	40.000	+/+
VESA, 800 x 600	48.077	72.188	50.000	+/+
VESA, 800 x 600	46.875	75.000	49.500	+/+
VESA, 1024 x 768	48.363	60.004	65.000	-/-
VESA, 1024 x 768	56.476	70.069	75.000	-/-
VESA, 1024 x 768	60.023	75.029	78.750	+/+
VESA, 1152 x 864	67.500	75.000	108.000	+/+
VESA, 1280 x 800	49.702	59.810	83.500	+/+
VESA, 1280 X 960	60.000	60.000	108.000	+/+
VESA, 1280 X 1024	63.981	60.020	108.000	+/+
VESA, 1280 X 1024	79.976	75.025	135.000	+/+
VESA, 1440 X 900	55.935	59.887	106.500	-/+
VESA, 1440 X 900	70.635	74.984	136.750	-/+

### Horizontal Frequency



The time to scan one line connecting the right edge to the left edge of the screen horizontally is called the Horizontal Cycle and the inverse number of the Horizontal Cycle is called the Horizontal Frequency. Unit: kHz

### Vertical Frequency

Like a fluorescent lamp, the screen has to repeat the same image many times per second to display an image to the user. The frequency of this repetition is called the Vertical Frequency or Refresh Rate. Unit: Hz

# Specifications

---

## General

### General

Model Name SyncMaster 943BWX

### LCD Panel

Size 19 inch (48 cm)

Display area 408.24 mm (H) x 255.15 mm (V)

Pixel Pitch 0.2835 mm (H) x 0.2835 mm (V)

### Synchronization

Horizontal 30 ~ 81 kHz

Vertical 56 ~ 75 Hz

### Display Color

16.7M

### Resolution

Optimum resolution 1440 x 900@60 Hz

Maximum resolution 1440 x 900@75 Hz

### Input Signal, Terminated

RGB Analog, DVI(Digital Visual Interface) Compliant Digital RGB

0.7 Vp-p  $\pm$  5 %

Separate H/V sync, Composite, SOG

TTL level (V high  $\geq$  2.0 V, V low  $\leq$  0.8 V)

### Maximum Pixel Clock

137 MHz

### Power Supply

AC 100 - 240 V $\sim$  (+/- 10 %), 50/60 Hz  $\pm$  3 Hz

### Signal Cable

15pin - to - 15pin D-sub cable, Detachable

DVI-D to DVI-D connector, Detachable

### Dimensions (W x H x D) / Weight (Simple Stand)

439 x 290 x 68.4 mm / 17.3 x 11.4 x 2.7 inch (Without Stand)

439 x 368 x 185 mm / 17.3 x 14.5 x 7.3 inch (With Stand) /3.9 kg ( 8.6 lbs)

### Dimensions (W x H x D) / Weight (HAS Stand)

439 x 290 x 65.5 mm / 17.3 x 11.4 x 2.6 inch (Without Stand)

439 x 354 x 190 mm / 17.3 x 13.9 x 7.5 inch (With Stand) /4.8 kg (10.6 lbs)

#### **VESA Mounting Interface**

75 mm x 75 mm (For use with Specialty(Arm) Mounting hardware.)

#### **Environmental considerations**

Operating	Temperature : 50°F ~ 104°F (10°C ~ 40°C)
	Humidity : 10 % ~ 80 %, non-condensing
Storage	Temperature : -4°F ~ 113°F (-20°C ~ 45°C)
	Humidity : 5 % ~ 95 %, non-condensing

#### **Plug and Play Capability**

This monitor can be installed on any Plug & Play compatible system. The interaction of the monitor and the computer systems will provide the best operating conditions and monitor settings. In most cases, the monitor installation will proceed automatically, unless the user wishes to select alternate settings.

#### **Dot Acceptable**

TFT-LCD panels manufactured by using advanced semiconductor technology with precision of 1ppm (one millionth) above are used for this product. But the pixels of RED, GREEN, BLUE and WHITE color appear to be bright sometimes or some black pixels may be seen. This is not from bad quality and you can use it without any problems.

#### **Note**

Design and specifications are subject to change without prior notice.

#### **Class B Equipment (Information Communication equipment for residential use)**

This product complies with the Electromagnetic Compatibility Directives for residential use and can be used in all areas including common residential areas. (Class B equipment emits less electromagnetic waves than Class A equipment.)

# Specifications

## PowerSaver

This monitor has a built-in power management system called PowerSaver. This system saves energy by switching your monitor to low-power mode when it has not been used for a certain amount of time. The monitor automatically returns to normal operation when you press a key on the keyboard. For energy conservation, turn your monitor OFF when it is not needed, or when leaving it unattended for long periods. The PowerSaver system operates with a VESA DPM compliant video card installed on your computer. Use the software utility installed on your computer to set up this feature.

State	Normal Operation	Power saving mode	Power off (Power button) EPA/ENERGY 2000
Power Indicator	Blue	Blue blinking	Off
Power Consumption	35 watts	Less than 1 watts	Less than 1 watts



This monitor is EPA ENERGY STAR<sup>®</sup> compliant and ENERGY2000 compliant when used with a computer equipped with VESA DPM functionality.

As an ENERGY STAR<sup>®</sup> Partner, SAMSUNG has determined that this product meets the ENERGY STAR<sup>®</sup> guidelines for energy efficiency.

# Specifications

## Preset Timing Modes

If the signal transferred from the computer is the same as the following Preset Timing Modes, the screen will be adjusted automatically. However, if the signal differs, the screen may go blank while the power LED is on. Refer to the video card manual and adjust the screen as follows.

Display Mode	Horizontal Frequency (kHz)	Vertical Frequency (Hz)	Pixel Clock (MHz)	Sync Polarity (H/V)
IBM, 720 x 400	31.469	70.087	28.322	-/+
MAC, 640 x 480	35.000	66.667	30.240	-/-
MAC, 832 x 624	49.726	74.551	57.284	-/-
MAC, 1152 x 870	68.681	75.062	100.000	-/-
VESA, 640 x 480	31.469	59.940	25.175	-/-
VESA, 640 x 480	37.861	72.809	31.500	-/-
VESA, 640 x 480	37.500	75.000	31.500	-/-
VESA, 800 x 600	35.156	56.250	36.000	+/+
VESA, 800 x 600	37.879	60.317	40.000	+/+
VESA, 800 x 600	48.077	72.188	50.000	+/+
VESA, 800 x 600	46.875	75.000	49.500	+/+
VESA, 1024 x 768	48.363	60.004	65.000	-/-
VESA, 1024 x 768	56.476	70.069	75.000	-/-
VESA, 1024 x 768	60.023	75.029	78.750	+/+
VESA, 1152 x 864	67.500	75.000	108.000	+/+
VESA, 1280 x 800	49.702	59.810	83.500	+/+
VESA, 1280 X 960	60.000	60.000	108.000	+/+
VESA, 1280 X 1024	63.981	60.020	108.000	+/+
VESA, 1280 X 1024	79.976	75.025	135.000	+/+
VESA, 1440 X 900	55.935	59.887	106.500	-/+
VESA, 1440 X 900	70.635	74.984	136.750	-/+

### Horizontal Frequency



The time to scan one line connecting the right edge to the left edge of the screen horizontally is called the Horizontal Cycle and the inverse number of the Horizontal Cycle is called the Horizontal Frequency. Unit: kHz

### Vertical Frequency

Like a fluorescent lamp, the screen has to repeat the same image many times per second to display an image to the user. The frequency of this repetition is called the Vertical Frequency or Refresh Rate. Unit: Hz

# Specifications

---

## General

### General

Model Name SyncMaster 943BWXPPLUS

### LCD Panel

Size 19 inch (48 cm)

Display area 408.24 mm (H) x 255.15 mm (V)

Pixel Pitch 0.2835 mm (H) x 0.2835 mm (V)

### Synchronization

Horizontal 30 ~ 81 kHz

Vertical 56 ~ 75 Hz

### Display Color

16.7M

### Resolution

Optimum resolution 1440 x 900@60 Hz

Maximum resolution 1440 x 900@75 Hz

### Input Signal, Terminated

RGB Analog, DVI(Digital Visual Interface) Compliant Digital RGB

0.7 Vp-p  $\pm$  5 %

Separate H/V sync, Composite, SOG

TTL level (V high  $\geq$  2.0 V, V low  $\leq$  0.8 V)

### Maximum Pixel Clock

137 MHz

### Power Supply

AC 100 - 240 V $\sim$  (+/- 10 %), 50/60 Hz  $\pm$  3 Hz

### Signal Cable

15pin - to - 15pin D-sub cable, Detachable

DVI-D to DVI-D connector, Detachable

### Dimensions (W x H x D) / Weight (Simple Stand)

439 x 290 x 68.4 mm / 17.3 x 11.4 x 2.7 inch (Without Stand)

439 x 368 x 185 mm / 17.3 x 14.5 x 7.3 inch (With Stand) /3.9 kg ( 8.6 lbs)

### Dimensions (W x H x D) / Weight (HAS Stand)

439 x 290 x 65.5 mm / 17.3 x 11.4 x 2.6 inch (Without Stand)



439 x 354 x 190 mm / 17.3 x 13.9 x 7.5 inch (With Stand) /4.8 kg (10.6 lbs)

#### **VESA Mounting Interface**

75 mm x 75 mm (For use with Specialty(Arm) Mounting hardware.)

#### **Environmental considerations**

Operating	Temperature : 50°F ~ 104°F (10°C ~ 40°C)
	Humidity : 10 % ~ 80 %, non-condensing
Storage	Temperature : -4°F ~ 113°F (-20°C ~ 45°C)
	Humidity : 5 % ~ 95 %, non-condensing

#### **Plug and Play Capability**

This monitor can be installed on any Plug & Play compatible system. The interaction of the monitor and the computer systems will provide the best operating conditions and monitor settings. In most cases, the monitor installation will proceed automatically, unless the user wishes to select alternate settings.

#### **Dot Acceptable**

TFT-LCD panels manufactured by using advanced semiconductor technology with precision of 1ppm (one millionth) above are used for this product. But the pixels of RED, GREEN, BLUE and WHITE color appear to be bright sometimes or some black pixels may be seen. This is not from bad quality and you can use it without any problems.



#### **Note**

Design and specifications are subject to change without prior notice.



#### **Class B Equipment (Information Communication equipment for residential use)**

This product complies with the Electromagnetic Compatibility Directives for residential use and can be used in all areas including common residential areas. (Class B equipment emits less electromagnetic waves than Class A equipment.)

# Specifications

## PowerSaver

This monitor has a built-in power management system called PowerSaver. This system saves energy by switching your monitor to low-power mode when it has not been used for a certain amount of time. The monitor automatically returns to normal operation when you press a key on the keyboard. For energy conservation, turn your monitor OFF when it is not needed, or when leaving it unattended for long periods. The PowerSaver system operates with a VESA DPM compliant video card installed on your computer. Use the software utility installed on your computer to set up this feature.

State	Normal Operation	Power saving mode	Power off (Power button) EPA/ENERGY 2000
Power Indicator	Blue	Blue blinking	Off
Power Consumption	35 watts	Less than 1 watts	Less than 1 watts



This monitor is EPA ENERGY STAR<sup>®</sup> compliant and ENERGY2000 compliant when used with a computer equipped with VESA DPM functionality.

As an ENERGY STAR<sup>®</sup> Partner, SAMSUNG has determined that this product meets the ENERGY STAR<sup>®</sup> guidelines for energy efficiency.

# Specifications

## Preset Timing Modes

If the signal transferred from the computer is the same as the following Preset Timing Modes, the screen will be adjusted automatically. However, if the signal differs, the screen may go blank while the power LED is on. Refer to the video card manual and adjust the screen as follows.

Display Mode	Horizontal Frequency (kHz)	Vertical Frequency (Hz)	Pixel Clock (MHz)	Sync Polarity (H/V)
IBM, 720 x 400	31.469	70.087	28.322	-/+
MAC, 640 x 480	35.000	66.667	30.240	-/-
MAC, 832 x 624	49.726	74.551	57.284	-/-
MAC, 1152 x 870	68.681	75.062	100.000	-/-
VESA, 640 x 480	31.469	59.940	25.175	-/-
VESA, 640 x 480	37.861	72.809	31.500	-/-
VESA, 640 x 480	37.500	75.000	31.500	-/-
VESA, 800 x 600	35.156	56.250	36.000	+/+
VESA, 800 x 600	37.879	60.317	40.000	+/+
VESA, 800 x 600	48.077	72.188	50.000	+/+
VESA, 800 x 600	46.875	75.000	49.500	+/+
VESA, 1024 x 768	48.363	60.004	65.000	-/-
VESA, 1024 x 768	56.476	70.069	75.000	-/-
VESA, 1024 x 768	60.023	75.029	78.750	+/+
VESA, 1152 x 864	67.500	75.000	108.000	+/+
VESA, 1280 x 800	49.702	59.810	83.500	+/+
VESA, 1280 X 960	60.000	60.000	108.000	+/+
VESA, 1280 X 1024	63.981	60.020	108.000	+/+
VESA, 1280 X 1024	79.976	75.025	135.000	+/+
VESA, 1440 X 900	55.935	59.887	106.500	-/+
VESA, 1440 X 900	70.635	74.984	136.750	-/+

### Horizontal Frequency



The time to scan one line connecting the right edge to the left edge of the screen horizontally is called the Horizontal Cycle and the inverse number of the Horizontal Cycle is called the Horizontal Frequency. Unit: kHz

### Vertical Frequency

Like a fluorescent lamp, the screen has to repeat the same image many times per second to display an image to the user. The frequency of this repetition is called the Vertical Frequency or Refresh Rate. Unit: Hz

# Specifications

---

## General

### General

Model Name SyncMaster 943BX

### LCD Panel

Size 19 inch(48 cm)

Display area 376.32 mm (H) x 301.056 mm (V)

Pixel Pitch 0.294 mm (H) x 0.294 mm (V)

### Synchronization

Horizontal 30 ~ 81 kHz

Vertical 50 ~ 75 Hz

### Display Color

16.7M

### Resolution

Optimum resolution 1280 x 1024@60 Hz

Maximum resolution 1280 x 1024@75 Hz

### Input Signal, Terminated

RGB Analog, DVI(Digital Visual Interface) Compliant Digital RGB

0.7 Vp-p  $\pm$  5 %

Separate H/V sync, Composite, SOG

TTL level (V high  $\geq$  2.0 V, V low  $\leq$  0.8 V)

### Maximum Pixel Clock

135 MHz (Analog, Digital)

### Power Supply

AC 100 - 240 V $\sim$  (+/- 10 %), 50/60 Hz  $\pm$  3 Hz

### Signal Cable

15pin-to- 15pin D-sub cable, Detachable

DVI-D to DVI-D connector, Detachable

### Dimensions (W x H x D) / Weight (Simple Stand)

405.6 x 335.2 x 68.4 mm / 16.0 x 13.2 x 6.60 inch (Without Stand)

405.6 x 413.5 x 200.0 mm / 16.0 x 16.3 x 20.07 inch (With Stand), 3.8 kg / 8.4 lbs

### Dimensions (W x H x D) / Weight (HAS Stand)

405.6 x 335.2 x 65.5 mm / 16.0 x 13.2 x 2.5 inch (Without Stand)

405.6 x 380.2 x 190.0 mm / 16.0 x 15.0 x 7.5 inch (With Stand), 4.85 kg / 10.7 lbs

#### VESA Mounting Interface

75 mm x 75 mm (For use with Specialty(Arm) Mounting hardware.)

#### Environmental considerations

Operating	Temperature : 50°F ~ 104°F (10°C ~ 40°C)
	Humidity : 10 % ~ 80 %, non-condensing
Storage	Temperature : -4°F ~ 113°F (-20°C ~ 45°C)
	Humidity : 5 % ~ 95 %, non-condensing

#### Plug and Play Capability

This monitor can be installed on any Plug & Play compatible system. The interaction of the monitor and the computer systems will provide the best operating conditions and monitor settings. In most cases, the monitor installation will proceed automatically, unless the user wishes to select alternate settings.

#### Dot Acceptable

TFT-LCD panels manufactured by using advanced semiconductor technology with precision of 1ppm (one millionth) above are used for this product. But the pixels of RED, GREEN, BLUE and WHITE color appear to be bright sometimes or some black pixels may be seen. This is not from bad quality and you can use it without any problems.



#### Note

Design and specifications are subject to change without prior notice.



#### Class B Equipment (Information Communication equipment for residential use)

This product complies with the Electromagnetic Compatibility Directives for residential use and can be used in all areas including common residential areas. (Class B equipment emits less electromagnetic waves than Class A equipment.)

# Specifications

## PowerSaver

This monitor has a built-in power management system called PowerSaver. This system saves energy by switching your monitor to low-power mode when it has not been used for a certain amount of time. The monitor automatically returns to normal operation when you press a key on the keyboard. For energy conservation, turn your monitor OFF when it is not needed, or when leaving it unattended for long periods. The PowerSaver system operates with a VESA DPM compliant video card installed on your computer. Use the software utility installed on your computer to set up this feature.

State	Normal Operation	Power saving mode	Power off (Power button) EPA/ENERGY 2000
Power Indicator	Blue	Blue blinking	Off
Power Consumption	35 watts	Less than 1 watts	Less than 1 watts



This monitor is EPA ENERGY STAR<sup>®</sup> compliant and ENERGY2000 compliant when used with a computer equipped with VESA DPM functionality.

As an ENERGY STAR<sup>®</sup> Partner, SAMSUNG has determined that this product meets the ENERGY STAR<sup>®</sup> guidelines for energy efficiency.

# Specifications

## Preset Timing Modes

If the signal transferred from the computer is the same as the following Preset Timing Modes, the screen will be adjusted automatically. However, if the signal differs, the screen may go blank while the power LED is on. Refer to the video card manual and adjust the screen as follows.

Display Mode	Horizontal Frequency (kHz)	Vertical Frequency (Hz)	Pixel Clock (MHz)	Sync Polarity (H/V)
IBM, 640 x 480	31.469	59.940	25.175	-/-
IBM, 720 x 400	31.469	70.087	28.322	-/+
MAC, 640 x 480	35.000	66.667	30.240	-/-
MAC, 832 x 624	49.726	74.551	57.284	-/-
MAC, 1152 x 870	68.681	75.062	100.000	-/-
VESA, 640 x 480	37.500	75.000	31.500	-/-
VESA, 640 x 480	37.861	72.809	31.500	-/-
VESA, 800 x 600	35.156	56.250	36.000	+/+
VESA, 800 x 600	37.879	60.317	40.000	+/+
VESA, 800 x 600	46.875	75.000	49.500	+/+
VESA, 800 x 600	48.077	72.188	50.000	+/+
VESA, 1024 x 768	48.363	60.004	65.000	-/-
VESA, 1024 x 768	56.476	70.069	75.000	-/-
VESA, 1024 x 768	60.023	75.029	78.750	+/+
VESA, 1152 x 864	67.500	75.000	108.000	+/+
VESA, 1280 X 800	49.702	59.810	83.500	-/+
VESA, 1280 X 960	60.000	60.000	108.000	+/+
VESA, 1280 X 1024	63.981	60.020	108.000	+/+
VESA, 1280 X 1024	79.976	75.025	135.000	+/+

### Horizontal Frequency

The time to scan one line connecting the right edge to the left edge of the screen horizontally is called the Horizontal Cycle and the inverse number of the Horizontal Cycle is called the Horizontal Frequency. Unit: kHz

### Vertical Frequency

Like a fluorescent lamp, the screen has to repeat the same image many times per second to display an image to the user. The frequency of this repetition is called the Vertical Frequency or Refresh Rate. Unit: Hz





# Specifications

---

## General

### General

Model Name SyncMaster 943BXPLUS

### LCD Panel

Size 19 inch(48 cm)  
Display area 376.32 mm (H) x 301.056 mm (V)  
Pixel Pitch 0.294 mm (H) x 0.294 mm (V)

### Synchronization

Horizontal 30 ~ 81 kHz  
Vertical 50 ~ 75 Hz

### Display Color

16.7M

### Resolution

Optimum resolution 1280 x 1024@60 Hz  
Maximum resolution 1280 x 1024@75 Hz

### Input Signal, Terminated

RGB Analog, DVI(Digital Visual Interface) Compliant Digital RGB

0.7 Vp-p  $\pm$  5 %

Separate H/V sync, Composite, SOG

TTL level (V high  $\geq$  2.0 V, V low  $\leq$  0.8 V)

### Maximum Pixel Clock

135 MHz (Analog, Digital)

### Power Supply

AC 100 - 240 V $\sim$  (+/- 10 %), 50/60 Hz  $\pm$  3 Hz

### Signal Cable

15pin-to- 15pin D-sub cable, Detachable

DVI-D to DVI-D connector, Detachable

### Dimensions (W x H x D) / Weight (Simple Stand)

405.6 x 335.2 x 68.4 mm / 16.0 x 13.2 x 6.60 inch (Without Stand)

405.6 x 413.5 x 200.0 mm / 16.0 x 16.3 x 20.07 inch (With Stand), 3.8 kg / 8.4 lbs

### Dimensions (W x H x D) / Weight (HAS Stand)

405.6 x 335.2 x 65.5 mm / 16.0 x 13.2 x 2.5 inch (Without Stand)

405.6 x 380.2 x 190.0 mm / 16.0 x 15.0 x 7.5 inch (With Stand), 4.85 kg / 10.7 lbs

#### **VESA Mounting Interface**

75 mm x 75 mm (For use with Specialty(Arm) Mounting hardware.)

#### **Environmental considerations**

Operating	Temperature : 50°F ~ 104°F (10°C ~ 40°C)
	Humidity : 10 % ~ 80 %, non-condensing
Storage	Temperature : -4°F ~ 113°F (-20°C ~ 45°C)
	Humidity : 5 % ~ 95 %, non-condensing

#### **Plug and Play Capability**

This monitor can be installed on any Plug & Play compatible system. The interaction of the monitor and the computer systems will provide the best operating conditions and monitor settings. In most cases, the monitor installation will proceed automatically, unless the user wishes to select alternate settings.

#### **Dot Acceptable**

TFT-LCD panels manufactured by using advanced semiconductor technology with precision of 1ppm (one millionth) above are used for this product. But the pixels of RED, GREEN, BLUE and WHITE color appear to be bright sometimes or some black pixels may be seen. This is not from bad quality and you can use it without any problems.



#### **Note**

Design and specifications are subject to change without prior notice.



#### **Class B Equipment (Information Communication equipment for residential use)**

This product complies with the Electromagnetic Compatibility Directives for residential use and can be used in all areas including common residential areas. (Class B equipment emits less electromagnetic waves than Class A equipment.)

# Specifications

## PowerSaver

This monitor has a built-in power management system called PowerSaver. This system saves energy by switching your monitor to low-power mode when it has not been used for a certain amount of time. The monitor automatically returns to normal operation when you press a key on the keyboard. For energy conservation, turn your monitor OFF when it is not needed, or when leaving it unattended for long periods. The PowerSaver system operates with a VESA DPM compliant video card installed on your computer. Use the software utility installed on your computer to set up this feature.

State	Normal Operation	Power saving mode	Power off (Power button) EPA/ENERGY 2000
Power Indicator	Blue	Blue blinking	Off
Power Consumption	35 watts	Less than 1 watts	Less than 1 watts



This monitor is EPA ENERGY STAR<sup>®</sup> compliant and ENERGY2000 compliant when used with a computer equipped with VESA DPM functionality.

As an ENERGY STAR<sup>®</sup> Partner, SAMSUNG has determined that this product meets the ENERGY STAR<sup>®</sup> guidelines for energy efficiency.

# Specifications

## Preset Timing Modes

If the signal transferred from the computer is the same as the following Preset Timing Modes, the screen will be adjusted automatically. However, if the signal differs, the screen may go blank while the power LED is on. Refer to the video card manual and adjust the screen as follows.

Display Mode	Horizontal Frequency (kHz)	Vertical Frequency (Hz)	Pixel Clock (MHz)	Sync Polarity (H/V)
IBM, 640 x 480	31.469	59.940	25.175	-/-
IBM, 720 x 400	31.469	70.087	28.322	-/+
MAC, 640 x 480	35.000	66.667	30.240	-/-
MAC, 832 x 624	49.726	74.551	57.284	-/-
MAC, 1152 x 870	68.681	75.062	100.000	-/-
VESA, 640 x 480	37.500	75.000	31.500	-/-
VESA, 640 x 480	37.861	72.809	31.500	-/-
VESA, 800 x 600	35.156	56.250	36.000	+/+
VESA, 800 x 600	37.879	60.317	40.000	+/+
VESA, 800 x 600	46.875	75.000	49.500	+/+
VESA, 800 x 600	48.077	72.188	50.000	+/+
VESA, 1024 x 768	48.363	60.004	65.000	-/-
VESA, 1024 x 768	56.476	70.069	75.000	-/-
VESA, 1024 x 768	60.023	75.029	78.750	+/+
VESA, 1152 x 864	67.500	75.000	108.000	+/+
VESA, 1280 X 800	49.702	59.810	83.500	-/+
VESA, 1280 X 960	60.000	60.000	108.000	+/+
VESA, 1280 X 1024	63.981	60.020	108.000	+/+
VESA, 1280 X 1024	79.976	75.025	135.000	+/+

### Horizontal Frequency

The time to scan one line connecting the right edge to the left edge of the screen horizontally is called the Horizontal Cycle and the inverse number of the Horizontal Cycle is called the Horizontal Frequency. Unit: kHz

### Vertical Frequency

Like a fluorescent lamp, the screen has to repeat the same image many times per second to display an image to the user. The frequency of this repetition is called the Vertical Frequency or Refresh Rate. Unit: Hz



# Specifications

---

## General

### General

Model Name SyncMaster 943EW

### LCD Panel

Size 19 inch(48 cm)

Display area 408.24 mm (H) x 255.15 mm (V)

Pixel Pitch 0.2835 mm (H) x 0.2835 mm (V)

### Synchronization

Horizontal 30 ~ 81 kHz

Vertical 56 ~ 75 Hz

### Display Color

16.7M

### Resolution

Optimum resolution 1440 x 900@60 Hz

Maximum resolution 1440 x 900@75 Hz

### Input Signal, Terminated

RGB Analog, DVI(Digital Visual Interface) Compliant Digital RGB

0.7 Vp-p  $\pm$  5 %

Separate H/V sync, Composite, SOG

TTL level (V high  $\geq$  2.0 V, V low  $\leq$  0.8 V)

### Maximum Pixel Clock

137 MHz (Analog, Digital)

### Power Supply

AC 100 - 240 V $\sim$  (+/- 10 %), 50/60 Hz  $\pm$  3 Hz

### Signal Cable

15pin - to - 15pin D-sub cable, Detachable

DVI-D to DVI-D connector, Detachable

### Dimensions (W x H x D) / Weight (Simple Stand)

439 x 290x 68.4 mm / 17.2 x 11.4 x 2.69 inch (Without Stand)

439 x 368 x 185 mm / 17.2 x 14.4 x 7.28 inch (With Stand)/ 3.8 kg (8.4 lbs)

### Dimensions (W x H x D) / Weight (HAS Stand)

439 x 290 x 65.5 mm / 17.2 x 11.4 x 2.57 inch (Without Stand)

439 x 357.3 x 190 mm / 17.2 x14.0 x 7.48 inch (With Stand)/ 5.0 kg (11.0 lbs)

#### **VESA Mounting Interface**

75 mm x 75 mm (For use with Specialty(Arm) Mounting hardware.)

#### **Environmental considerations**

Operating	Temperature : 50°F ~ 104°F (10°C ~ 40°C)
	Humidity : 10 % ~ 80 %, non-condensing
Storage	Temperature : -4°F ~ 113°F (-20°C ~ 45°C)
	Humidity : 5 % ~ 95 %, non-condensing

#### **Plug and Play Capability**

This monitor can be installed on any Plug & Play compatible system. The interaction of the monitor and the computer systems will provide the best operating conditions and monitor settings. In most cases, the monitor installation will proceed automatically, unless the user wishes to select alternate settings.

#### **Dot Acceptable**

TFT-LCD panels manufactured by using advanced semiconductor technology with precision of 1ppm (one millionth) above are used for this product. But the pixels of RED, GREEN, BLUE and WHITE color appear to be bright sometimes or some black pixels may be seen. This is not from bad quality and you can use it without any problems.



#### **Note**

Design and specifications are subject to change without prior notice.



#### **Class B Equipment (Information Communication equipment for residential use)**

This product complies with the Electromagnetic Compatibility Directives for residential use and can be used in all areas including common residential areas. (Class B equipment emits less electromagnetic waves than Class A equipment.)

# Specifications

## PowerSaver

This monitor has a built-in power management system called PowerSaver. This system saves energy by switching your monitor to low-power mode when it has not been used for a certain amount of time. The monitor automatically returns to normal operation when you press a key on the keyboard. For energy conservation, turn your monitor OFF when it is not needed, or when leaving it unattended for long periods. The PowerSaver system operates with a VESA DPM compliant video card installed your computer. Use the software utility installed on your computer to set up this feature.

State	Normal Operation	Power saving mode	Power off (Power button) EPA/ENERGY 2000
Power Indicator	Blue	Blue blinking	Off
Power Consumption	20 watts	Less than 1 watts	Less than 1 watts



This monitor is EPA ENERGY STAR<sup>®</sup> compliant and ENERGY2000 compliant when used with a computer equipped with VESA DPM functionality.

As an ENERGY STAR<sup>®</sup> Partner, SAMSUNG has determined that this product meets the ENERGY STAR<sup>®</sup> guidelines for energy efficiency.

# Specifications

## Preset Timing Modes

If the signal transferred from the computer is the same as the following Preset Timing Modes, the screen will be adjusted automatically. However, if the signal differs, the screen may go blank while the power LED is on. Refer to the video card manual and adjust the screen as follows.

Display Mode	Horizontal Frequency (kHz)	Vertical Frequency (Hz)	Pixel Clock (MHz)	Sync Polarity (H/V)
IBM, 720 x 400	31.469	70.087	28.322	-/+
MAC, 640 x 480	35.000	66.667	30.240	-/-
MAC, 832 x 624	49.726	74.551	57.284	-/-
MAC, 1152 x 870	68.681	75.062	100.000	-/-
VESA, 640 x 480	31.469	59.940	25.175	-/-
VESA, 640 x 480	37.861	72.809	31.500	-/-
VESA, 640 x 480	37.500	75.000	31.500	-/-
VESA, 800 x 600	35.156	56.250	36.000	+/+
VESA, 800 x 600	37.879	60.317	40.000	+/+
VESA, 800 x 600	48.077	72.188	50.000	+/+
VESA, 800 x 600	46.875	75.000	49.500	+/+
VESA, 1024 x 768	48.363	60.004	65.000	-/-
VESA, 1024 x 768	56.476	70.069	75.000	-/-
VESA, 1024 x 768	60.023	75.029	78.750	+/+
VESA, 1152 x 864	67.500	75.000	108.000	+/+
VESA, 1280 x 800	49.702	59.810	83.500	+/+
VESA, 1280 X 960	60.000	60.000	108.000	+/+
VESA, 1280 X 1024	63.981	60.020	108.000	+/+
VESA, 1280 X 1024	79.976	75.025	135.000	+/+
VESA, 1440 X 900	55.935	59.887	106.500	-/+
VESA, 1440 X 900	70.635	74.984	136.750	-/+

### Horizontal Frequency



The time to scan one line connecting the right edge to the left edge of the screen horizontally is called the Horizontal Cycle and the inverse number of the Horizontal Cycle is called the Horizontal Frequency. Unit: kHz

### Vertical Frequency



Like a fluorescent lamp, the screen has to repeat the same image many times per second to display an image to the user. The frequency of this repetition is called the Vertical Frequency or Refresh Rate. Unit: Hz

# Specifications

---

## General

### General

Model Name SyncMaster 943EWPLUS

### LCD Panel

Size 19 inch(48 cm)

Display area 408.24 mm (H) x 255.15 mm (V)

Pixel Pitch 0.2835 mm (H) x 0.2835 mm (V)

### Synchronization

Horizontal 30 ~ 81 kHz

Vertical 56 ~ 75 Hz

### Display Color

16.7M

### Resolution

Optimum resolution 1440 x 900@60 Hz

Maximum resolution 1440 x 900@75 Hz

### Input Signal, Terminated

RGB Analog, DVI(Digital Visual Interface) Compliant Digital RGB

0.7 Vp-p  $\pm$  5 %

Separate H/V sync, Composite, SOG

TTL level (V high  $\geq$  2.0 V, V low  $\leq$  0.8 V)

### Maximum Pixel Clock

137 MHz (Analog, Digital)

### Power Supply

AC 100 - 240 V $\sim$  (+/- 10 %), 50/60 Hz  $\pm$  3 Hz

### Signal Cable

15pin - to - 15pin D-sub cable, Detachable

DVI-D to DVI-D connector, Detachable

### Dimensions (W x H x D) / Weight (Simple Stand)

439 x 290x 68.4 mm / 17.2 x 11.4 x 2.69 inch (Without Stand)

439 x 368 x 185 mm / 17.2 x 14.4 x 7.28 inch (With Stand)/ 3.8 kg (8.4 lbs)

### Dimensions (W x H x D) / Weight (HAS Stand)

439 x 290 x 65.5 mm / 17.2 x 11.4 x 2.57 inch (Without Stand)

439 x 357.3 x 190 mm / 17.2 x14.0 x 7.48 inch (With Stand)/ 5.0 kg (11.0 lbs)

#### **VESA Mounting Interface**

75 mm x 75 mm (For use with Specialty(Arm) Mounting hardware.)

#### **Environmental considerations**

Operating	Temperature : 50°F ~ 104°F (10°C ~ 40°C)
	Humidity : 10 % ~ 80 %, non-condensing
Storage	Temperature : -4°F ~ 113°F (-20°C ~ 45°C)
	Humidity : 5 % ~ 95 %, non-condensing

#### **Plug and Play Capability**

This monitor can be installed on any Plug & Play compatible system. The interaction of the monitor and the computer systems will provide the best operating conditions and monitor settings. In most cases, the monitor installation will proceed automatically, unless the user wishes to select alternate settings.

#### **Dot Acceptable**

TFT-LCD panels manufactured by using advanced semiconductor technology with precision of 1ppm (one millionth) above are used for this product. But the pixels of RED, GREEN, BLUE and WHITE color appear to be bright sometimes or some black pixels may be seen. This is not from bad quality and you can use it without any problems.



#### **Note**

Design and specifications are subject to change without prior notice.



#### **Class B Equipment (Information Communication equipment for residential use)**

This product complies with the Electromagnetic Compatibility Directives for residential use and can be used in all areas including common residential areas. (Class B equipment emits less electromagnetic waves than Class A equipment.)

# Specifications

## PowerSaver

This monitor has a built-in power management system called PowerSaver. This system saves energy by switching your monitor to low-power mode when it has not been used for a certain amount of time. The monitor automatically returns to normal operation when you press a key on the keyboard. For energy conservation, turn your monitor OFF when it is not needed, or when leaving it unattended for long periods. The PowerSaver system operates with a VESA DPM compliant video card installed your computer. Use the software utility installed on your computer to set up this feature.

State	Normal Operation	Power saving mode	Power off (Power button) EPA/ENERGY 2000
Power Indicator	Blue	Blue blinking	Off
Power Consumption	20 watts	Less than 1 watts	Less than 1 watts



This monitor is EPA ENERGY STAR<sup>®</sup> compliant and ENERGY2000 compliant when used with a computer equipped with VESA DPM functionality.

As an ENERGY STAR<sup>®</sup> Partner, SAMSUNG has determined that this product meets the ENERGY STAR<sup>®</sup> guidelines for energy efficiency.

# Specifications

## Preset Timing Modes

If the signal transferred from the computer is the same as the following Preset Timing Modes, the screen will be adjusted automatically. However, if the signal differs, the screen may go blank while the power LED is on. Refer to the video card manual and adjust the screen as follows.

Display Mode	Horizontal Frequency (kHz)	Vertical Frequency (Hz)	Pixel Clock (MHz)	Sync Polarity (H/V)
IBM, 720 x 400	31.469	70.087	28.322	-/+
MAC, 640 x 480	35.000	66.667	30.240	-/-
MAC, 832 x 624	49.726	74.551	57.284	-/-
MAC, 1152 x 870	68.681	75.062	100.000	-/-
VESA, 640 x 480	31.469	59.940	25.175	-/-
VESA, 640 x 480	37.861	72.809	31.500	-/-
VESA, 640 x 480	37.500	75.000	31.500	-/-
VESA, 800 x 600	35.156	56.250	36.000	+/+
VESA, 800 x 600	37.879	60.317	40.000	+/+
VESA, 800 x 600	48.077	72.188	50.000	+/+
VESA, 800 x 600	46.875	75.000	49.500	+/+
VESA, 1024 x 768	48.363	60.004	65.000	-/-
VESA, 1024 x 768	56.476	70.069	75.000	-/-
VESA, 1024 x 768	60.023	75.029	78.750	+/+
VESA, 1152 x 864	67.500	75.000	108.000	+/+
VESA, 1280 x 800	49.702	59.810	83.500	+/+
VESA, 1280 X 960	60.000	60.000	108.000	+/+
VESA, 1280 X 1024	63.981	60.020	108.000	+/+
VESA, 1280 X 1024	79.976	75.025	135.000	+/+
VESA, 1440 X 900	55.935	59.887	106.500	-/+
VESA, 1440 X 900	70.635	74.984	136.750	-/+

### Horizontal Frequency



The time to scan one line connecting the right edge to the left edge of the screen horizontally is called the Horizontal Cycle and the inverse number of the Horizontal Cycle is called the Horizontal Frequency. Unit: kHz

### Vertical Frequency

Like a fluorescent lamp, the screen has to repeat the same image many times per second to display an image to the user. The frequency of this repetition is called the Vertical Frequency or Refresh Rate. Unit: Hz

# Specifications

---

## General

### General

Model Name SyncMaster 943EWX

### LCD Panel

Size 19 inch(48 cm)

Display area 408.24 mm (H) x 255.15 mm (V)

Pixel Pitch 0.2835 mm (H) x 0.2835 mm (V)

### Synchronization

Horizontal 30 ~ 81 kHz

Vertical 56 ~ 75 Hz

### Display Color

16.7M

### Resolution

Optimum resolution 1440 x 900@60 Hz

Maximum resolution 1440 x 900@75 Hz

### Input Signal, Terminated

RGB Analog, DVI(Digital Visual Interface) Compliant Digital RGB

0.7 Vp-p  $\pm$  5 %

Separate H/V sync, Composite, SOG

TTL level (V high  $\geq$  2.0 V, V low  $\leq$  0.8 V)

### Maximum Pixel Clock

137 MHz (Analog, Digital)

### Power Supply

AC 100 - 240 V $\sim$  (+/- 10 %), 50/60 Hz  $\pm$  3 Hz

### Signal Cable

15pin - to - 15pin D-sub cable, Detachable

DVI-D to DVI-D connector, Detachable

### Dimensions (W x H x D) / Weight (Simple Stand)

439 x 290x 68.4 mm / 17.2 x 11.4 x 2.69 inch (Without Stand)

439 x 368 x 185 mm / 17.2 x 14.4 x 7.28 inch (With Stand)/ 3.8 kg (8.4 lbs)

### Dimensions (W x H x D) / Weight (HAS Stand)

439 x 290 x 65.5 mm / 17.2 x 11.4 x 2.57 inch (Without Stand)

439 x 357.3 x 190 mm / 17.2 x14.0 x 7.48 inch (With Stand)/ 5.0 kg (11.0 lbs)

#### **VESA Mounting Interface**

75 mm x 75 mm (For use with Specialty(Arm) Mounting hardware.)

#### **Environmental considerations**

Operating	Temperature : 50°F ~ 104°F (10°C ~ 40°C)
	Humidity : 10 % ~ 80 %, non-condensing
Storage	Temperature : -4°F ~ 113°F (-20°C ~ 45°C)
	Humidity : 5 % ~ 95 %, non-condensing

#### **Plug and Play Capability**

This monitor can be installed on any Plug & Play compatible system. The interaction of the monitor and the computer systems will provide the best operating conditions and monitor settings. In most cases, the monitor installation will proceed automatically, unless the user wishes to select alternate settings.

#### **Dot Acceptable**

TFT-LCD panels manufactured by using advanced semiconductor technology with precision of 1ppm (one millionth) above are used for this product. But the pixels of RED, GREEN, BLUE and WHITE color appear to be bright sometimes or some black pixels may be seen. This is not from bad quality and you can use it without any problems.



#### **Note**

Design and specifications are subject to change without prior notice.



#### **Class B Equipment (Information Communication equipment for residential use)**

This product complies with the Electromagnetic Compatibility Directives for residential use and can be used in all areas including common residential areas. (Class B equipment emits less electromagnetic waves than Class A equipment.)



# Specifications

## PowerSaver

This monitor has a built-in power management system called PowerSaver. This system saves energy by switching your monitor to low-power mode when it has not been used for a certain amount of time. The monitor automatically returns to normal operation when you press a key on the keyboard. For energy conservation, turn your monitor OFF when it is not needed, or when leaving it unattended for long periods. The PowerSaver system operates with a VESA DPM compliant video card installed your computer. Use the software utility installed on your computer to set up this feature.

State	Normal Operation	Power saving mode	Power off (Power button) EPA/ENERGY 2000
Power Indicator	Blue	Blue blinking	Off
Power Consumption	20 watts	Less than 1 watts	Less than 1 watts



This monitor is EPA ENERGY STAR<sup>®</sup> compliant and ENERGY2000 compliant when used with a computer equipped with VESA DPM functionality.

As an ENERGY STAR<sup>®</sup> Partner, SAMSUNG has determined that this product meets the ENERGY STAR<sup>®</sup> guidelines for energy efficiency.

# Specifications

## Preset Timing Modes

If the signal transferred from the computer is the same as the following Preset Timing Modes, the screen will be adjusted automatically. However, if the signal differs, the screen may go blank while the power LED is on. Refer to the video card manual and adjust the screen as follows.

Display Mode	Horizontal Frequency (kHz)	Vertical Frequency (Hz)	Pixel Clock (MHz)	Sync Polarity (H/V)
IBM, 720 x 400	31.469	70.087	28.322	-/+
MAC, 640 x 480	35.000	66.667	30.240	-/-
MAC, 832 x 624	49.726	74.551	57.284	-/-
MAC, 1152 x 870	68.681	75.062	100.000	-/-
VESA, 640 x 480	31.469	59.940	25.175	-/-
VESA, 640 x 480	37.861	72.809	31.500	-/-
VESA, 640 x 480	37.500	75.000	31.500	-/-
VESA, 800 x 600	35.156	56.250	36.000	+/+
VESA, 800 x 600	37.879	60.317	40.000	+/+
VESA, 800 x 600	48.077	72.188	50.000	+/+
VESA, 800 x 600	46.875	75.000	49.500	+/+
VESA, 1024 x 768	48.363	60.004	65.000	-/-
VESA, 1024 x 768	56.476	70.069	75.000	-/-
VESA, 1024 x 768	60.023	75.029	78.750	+/+
VESA, 1152 x 864	67.500	75.000	108.000	+/+
VESA, 1280 x 800	49.702	59.810	83.500	+/+
VESA, 1280 X 960	60.000	60.000	108.000	+/+
VESA, 1280 X 1024	63.981	60.020	108.000	+/+
VESA, 1280 X 1024	79.976	75.025	135.000	+/+
VESA, 1440 X 900	55.935	59.887	106.500	-/+
VESA, 1440 X 900	70.635	74.984	136.750	-/+

### Horizontal Frequency



The time to scan one line connecting the right edge to the left edge of the screen horizontally is called the Horizontal Cycle and the inverse number of the Horizontal Cycle is called the Horizontal Frequency. Unit: kHz

### Vertical Frequency

Like a fluorescent lamp, the screen has to repeat the same image many times per second to display an image to the user. The frequency of this repetition is called the Vertical Frequency or Refresh Rate. Unit: Hz

# Specifications

---

## General

### General

Model Name SyncMaster 943EWXPLUS

### LCD Panel

Size 19 inch(48 cm)

Display area 408.24 mm (H) x 255.15 mm (V)

Pixel Pitch 0.2835 mm (H) x 0.2835 mm (V)

### Synchronization

Horizontal 30 ~ 81 kHz

Vertical 56 ~ 75 Hz

### Display Color

16.7M

### Resolution

Optimum resolution 1440 x 900@60 Hz

Maximum resolution 1440 x 900@75 Hz

### Input Signal, Terminated

RGB Analog, DVI(Digital Visual Interface) Compliant Digital RGB

0.7 Vp-p  $\pm$  5 %

Separate H/V sync, Composite, SOG

TTL level (V high  $\geq$  2.0 V, V low  $\leq$  0.8 V)

### Maximum Pixel Clock

137 MHz (Analog, Digital)

### Power Supply

AC 100 - 240 V $\sim$  (+/- 10 %), 50/60 Hz  $\pm$  3 Hz

### Signal Cable

15pin - to - 15pin D-sub cable, Detachable

DVI-D to DVI-D connector, Detachable

### Dimensions (W x H x D) / Weight (Simple Stand)

439 x 290x 68.4 mm / 17.2 x 11.4 x 2.69 inch (Without Stand)

439 x 368 x 185 mm / 17.2 x 14.4 x 7.28 inch (With Stand)/ 3.8 kg (8.4 lbs)

### Dimensions (W x H x D) / Weight (HAS Stand)

439 x 290 x 65.5 mm / 17.2 x 11.4 x 2.57 inch (Without Stand)

439 x 357.3 x 190 mm / 17.2 x14.0 x 7.48 inch (With Stand)/ 5.0 kg (11.0 lbs)

#### **VESA Mounting Interface**

75 mm x 75 mm (For use with Specialty(Arm) Mounting hardware.)

#### **Environmental considerations**

Operating	Temperature : 50°F ~ 104°F (10°C ~ 40°C)
	Humidity : 10 % ~ 80 %, non-condensing
Storage	Temperature : -4°F ~ 113°F (-20°C ~ 45°C)
	Humidity : 5 % ~ 95 %, non-condensing

#### **Plug and Play Capability**

This monitor can be installed on any Plug & Play compatible system. The interaction of the monitor and the computer systems will provide the best operating conditions and monitor settings. In most cases, the monitor installation will proceed automatically, unless the user wishes to select alternate settings.

#### **Dot Acceptable**

TFT-LCD panels manufactured by using advanced semiconductor technology with precision of 1ppm (one millionth) above are used for this product. But the pixels of RED, GREEN, BLUE and WHITE color appear to be bright sometimes or some black pixels may be seen. This is not from bad quality and you can use it without any problems.



#### **Note**

Design and specifications are subject to change without prior notice.



#### **Class B Equipment (Information Communication equipment for residential use)**

This product complies with the Electromagnetic Compatibility Directives for residential use and can be used in all areas including common residential areas. (Class B equipment emits less electromagnetic waves than Class A equipment.)

# Specifications

## PowerSaver

This monitor has a built-in power management system called PowerSaver. This system saves energy by switching your monitor to low-power mode when it has not been used for a certain amount of time. The monitor automatically returns to normal operation when you press a key on the keyboard. For energy conservation, turn your monitor OFF when it is not needed, or when leaving it unattended for long periods. The PowerSaver system operates with a VESA DPM compliant video card installed your computer. Use the software utility installed on your computer to set up this feature.

State	Normal Operation	Power saving mode	Power off (Power button) EPA/ENERGY 2000
Power Indicator	Blue	Blue blinking	Off
Power Consumption	20 watts	Less than 1 watts	Less than 1 watts



This monitor is EPA ENERGY STAR<sup>®</sup> compliant and ENERGY2000 compliant when used with a computer equipped with VESA DPM functionality.

As an ENERGY STAR<sup>®</sup> Partner, SAMSUNG has determined that this product meets the ENERGY STAR<sup>®</sup> guidelines for energy efficiency.

# Specifications

## Preset Timing Modes

If the signal transferred from the computer is the same as the following Preset Timing Modes, the screen will be adjusted automatically. However, if the signal differs, the screen may go blank while the power LED is on. Refer to the video card manual and adjust the screen as follows.

Display Mode	Horizontal Frequency (kHz)	Vertical Frequency (Hz)	Pixel Clock (MHz)	Sync Polarity (H/V)
IBM, 720 x 400	31.469	70.087	28.322	-/+
MAC, 640 x 480	35.000	66.667	30.240	-/-
MAC, 832 x 624	49.726	74.551	57.284	-/-
MAC, 1152 x 870	68.681	75.062	100.000	-/-
VESA, 640 x 480	31.469	59.940	25.175	-/-
VESA, 640 x 480	37.861	72.809	31.500	-/-
VESA, 640 x 480	37.500	75.000	31.500	-/-
VESA, 800 x 600	35.156	56.250	36.000	+/+
VESA, 800 x 600	37.879	60.317	40.000	+/+
VESA, 800 x 600	48.077	72.188	50.000	+/+
VESA, 800 x 600	46.875	75.000	49.500	+/+
VESA, 1024 x 768	48.363	60.004	65.000	-/-
VESA, 1024 x 768	56.476	70.069	75.000	-/-
VESA, 1024 x 768	60.023	75.029	78.750	+/+
VESA, 1152 x 864	67.500	75.000	108.000	+/+
VESA, 1280 x 800	49.702	59.810	83.500	+/+
VESA, 1280 X 960	60.000	60.000	108.000	+/+
VESA, 1280 X 1024	63.981	60.020	108.000	+/+
VESA, 1280 X 1024	79.976	75.025	135.000	+/+
VESA, 1440 X 900	55.935	59.887	106.500	-/+
VESA, 1440 X 900	70.635	74.984	136.750	-/+

### Horizontal Frequency



The time to scan one line connecting the right edge to the left edge of the screen horizontally is called the Horizontal Cycle and the inverse number of the Horizontal Cycle is called the Horizontal Frequency. Unit: kHz

### Vertical Frequency

Like a fluorescent lamp, the screen has to repeat the same image many times per second to display an image to the user. The frequency of this repetition is called the Vertical Frequency or Refresh Rate. Unit: Hz



# Specifications

---

## General

### General

Model Name                      SyncMaster 943T

### LCD Panel

Size                                      19 inch (48 cm)  
Display area                      376.32 mm (H) x 301.06 mm (V)  
Pixel Pitch                      0.294 mm (H) x 0.294 mm (V)

### Synchronization

Horizontal                      30 ~ 81 kHz  
Vertical                              50 ~ 75 Hz

### Display Color

16.7M

### Resolution

Optimum resolution              1280 x 1024@60 Hz  
Maximum resolution              1280 x 1024@75 Hz

### Input Signal, Terminated

RGB Analog, DVI(Digital Visual Interface) Compliant Digital RGB

0.7 Vp-p  $\pm$  5 %

Separate H/V sync, Composite, SOG

TTL level (V high  $\geq$  2.0 V, V low  $\leq$  0.8 V)

### Maximum Pixel Clock

135 MHz (Analog, Digital)

### Power Supply

AC 100 - 240 V $\sim$  (+/- 10 %), 50/60 Hz  $\pm$  3 Hz

### Signal Cable

15pin - to - 15pin D-sub cable, Detachable

DVI-D to DVI-D connector, Detachable

### Dimensions (W x H x D) / Weight (Simple Stand)

405.6 x 335.2 x 66.7 mm / 16.0 x 13.2 x 2.6 inch (Without Stand)

405.6 x 413.5 x 200.0 mm / 16.0 x 16.3 x 7.9 inch (With Stand), 3.8 kg / 8.4 lbs

### Dimensions (W x H x D) / Weight (HAS Stand)

405.6 x 335.2 x 63.8 mm / 16.0 x 13.2 x 2.5 inch (Without Stand)

405.6 x 380.2 x 190.0 mm / 16.0 x 15.0 x 7.5 inch (With Stand), 4.85 kg / 10.7 lbs

### VESA Mounting Interface

75 mm x 75 mm (For use with Specialty(Arm) Mounting hardware.)

### Environmental considerations

Operating	Temperature : 50°F ~ 104°F (10°C ~ 40°C)
	Humidity : 10 % ~ 80 %, non-condensing
Storage	Temperature : -4°F ~ 113°F (-20°C ~ 45°C)
	Humidity : 5 % ~ 95 %, non-condensing

### Plug and Play Capability

This monitor can be installed on any Plug & Play compatible system. The interaction of the monitor and the computer systems will provide the best operating conditions and monitor settings. In most cases, the monitor installation will proceed automatically, unless the user wishes to select alternate settings.

### Dot Acceptable

TFT-LCD panels manufactured by using advanced semiconductor technology with precision of 1ppm (one millionth) above are used for this product. But the pixels of RED, GREEN, BLUE and WHITE color appear to be bright sometimes or some black pixels may be seen. This is not from bad quality and you can use it without any problems.

#### **Note**

Design and specifications are subject to change without prior notice.

#### **Class B Equipment (Information Communication equipment for residential use)**

This product complies with the Electromagnetic Compatibility Directives for residential use and can be used in all areas including common residential areas. (Class B equipment emits less electromagnetic waves than Class A equipment.)

# Specifications

---

## **PowerSaver**

This monitor has a built-in power management system called PowerSaver. This system saves energy by switching your monitor to low-power mode when it has not been used for a certain amount of time. The monitor automatically returns to normal operation when you press a key on the keyboard. For energy conservation, turn your monitor OFF when it is not needed, or when leaving it unattended for long periods. The PowerSaver system operates with a VESA DPM compliant video card installed in your computer. Use the software utility installed on your computer to set up this feature.

<b>State</b>	<b>Normal Operation</b>	<b>Power saving mode</b>	<b>Power off (Power button) EPA/ENERGY 2000</b>
Power Indicator	Blue	Blue blinking	Off
Power Consumption	35 watts	Less than 1 watts	Less than 1 watts



This monitor is EPA ENERGY STAR<sup>®</sup> compliant and ENERGY2000 compliant when used with a computer equipped with VESA DPM functionality.

As an ENERGY STAR<sup>®</sup> Partner, SAMSUNG has determined that this product meets the ENERGY STAR<sup>®</sup> guidelines for energy efficiency.

# Specifications

## Preset Timing Modes

If the signal transferred from the computer is the same as the following Preset Timing Modes, the screen will be adjusted automatically. However, if the signal differs, the screen may go blank while the power LED is on. Refer to the video card manual and adjusts the screen as follows.

Display Mode	Horizontal Frequency (kHz)	Vertical Frequency (Hz)	Pixel Clock (MHz)	Sync Polarity (H/V)
IBM, 640 x 480	31.469	59.940	25.175	-/-
IBM, 720 x 400	31.469	70.087	28.322	-/+
MAC, 640 x 480	35.000	66.667	30.240	-/-
MAC, 832 x 624	49.726	74.551	57.284	-/-
MAC, 1152 x 870	68.681	75.062	100.000	-/-
VESA, 640 x 480	37.500	75.000	31.500	-/-
VESA, 640 x 480	37.861	72.809	31.500	-/-
VESA, 800 x 600	35.156	56.250	36.000	+/+
VESA, 800 x 600	37.879	60.317	40.000	+/+
VESA, 800 x 600	46.875	75.000	49.500	+/+
VESA, 800 x 600	48.077	72.188	50.000	+/+
VESA, 1024 x 768	48.363	60.004	65.000	-/-
VESA, 1024 x 768	56.476	70.069	75.000	-/-
VESA, 1024 x 768	60.023	75.029	78.750	+/+
VESA, 1152 x 864	67.500	75.000	108.000	+/+
VESA, 1280 X 800	49.702	59.810	83.500	-/+
VESA, 1280 X 960	60.000	60.000	108.000	+/+
VESA, 1280 X 1024	63.981	60.020	108.000	+/+
VESA, 1280 X 1024	79.976	75.025	135.000	+/+

### Horizontal Frequency

The time to scan one line connecting the right edge to the left edge of the screen horizontally is called the Horizontal Cycle and the inverse number of the Horizontal Cycle is called the Horizontal Frequency. Unit: kHz

### Vertical Frequency

Like a fluorescent lamp, the screen has to repeat the same image many times per second to display an image to the user. The frequency of this repetition is called the Vertical Frequency or Refresh Rate. Unit: Hz



# Specifications

---

## General

### General

Model Name SyncMaster 2043BW

### LCD Panel

Size 20 inch (51 cm)

Display area 433.44 mm (H) x 270.9 mm (V)

Pixel Pitch 0.258 mm (H) x 0.258 mm (V)

### Synchronization

Horizontal 30 ~ 81 kHz

Vertical 56 ~ 75 Hz

### Display Color

16.7M

### Resolution

Optimum resolution 1680 x 1050@60 Hz

Maximum resolution 1680 x 1050@60 Hz

### Input Signal, Terminated

RGB Analog, DVI(Digital Visual Interface) Compliant Digital RGB

0.7 Vp-p  $\pm$  5 %

Separate H/V sync, Composite, SOG

TTL level (V high  $\geq$  2.0 V, V low  $\leq$  0.8 V)

### Maximum Pixel Clock

146 MHz (Analog, Digital)

### Power Supply

AC 100 - 240 V~ (+/- 10 %), 50/60 Hz  $\pm$  3 Hz

### Signal Cable

15pin - to - 15pin D-sub cable, Detachable

DVI-D to DVI-D connector, Detachable

### Dimensions (W x H x D) / Weight (Simple Stand)

469.3 x 307.8 x 72.3 mm / 18.5 x 12.1 x 2.8 inch (Without Stand)

469.3 x 393.8 x 217.5 mm / 18.5 x 15.5 x 8.6 inch (With Stand), 5.1 kg / 11.2 lbs

### Dimensions (W x H x D) / Weight (HAS Stand)

469.3 x 307.8 x 69.4 mm / 18.5 x 12.1 x 2.7 inch (Without Stand)

469.3 x 364.4 x 200.0 mm / 18.5 x 14.3 x 7.9 inch (With Stand), 5.2 kg / 11.5 lbs

### VESA Mounting Interface

75.0 mm x 75.0 mm

### Environmental considerations

Operating	Temperature : 50°F ~ 104°F (10°C ~ 40°C)
	Humidity : 10 % ~ 80 %, non-condensing
Storage	Temperature : -4°F ~ 113°F (-20°C ~ 45°C)
	Humidity : 5 % ~ 95 %, non-condensing

### Plug and Play Capability

This monitor can be installed on any Plug & Play compatible system. The interaction of the monitor and the computer systems will provide the best operating conditions and monitor settings. In most cases, the monitor installation will proceed automatically, unless the user wishes to select alternate settings.

### Dot Acceptable

TFT-LCD panels manufactured by using advanced semiconductor technology with precision of 1ppm (one millionth) above are used for this product. But the pixels of RED, GREEN, BLUE and WHITE color appear to be bright sometimes or some black pixels may be seen. This is not from bad quality and you can use it without any problems.

#### **Note**

Design and specifications are subject to change without prior notice.

#### **Class B Equipment (Information Communication equipment for residential use)**

This product complies with the Electromagnetic Compatibility Directives for residential use and can be used in all areas including common residential areas. (Class B equipment emits less electromagnetic waves than Class A equipment.)

# Specifications

## PowerSaver

This monitor has a built-in power management system called PowerSaver. This system saves energy by switching your monitor to low-power mode when it has not been used for a certain amount of time. The monitor automatically returns to normal operation when you press a key on the keyboard. For energy conservation, turn your monitor OFF when it is not needed, or when leaving it unattended for long periods. The PowerSaver system operates with a VESA DPM compliant video card installed in your computer. Use the software utility installed on your computer to set up this feature.

State	Normal Operation	Power saving mode	Power off (Power button) EPA/ENERGY 2000
Power Indicator	Blue	Blue blinking	Off
Power Consumption	40 watts	1 watts	1 watts



This monitor is EPA ENERGY STAR<sup>®</sup> compliant and ENERGY2000 compliant when used with a computer equipped with VESA DPM functionality.

As an ENERGY STAR<sup>®</sup> Partner, SAMSUNG has determined that this product meets the ENERGY STAR<sup>®</sup> guidelines for energy efficiency.

# Specifications

## Preset Timing Modes

If the signal transferred from the computer is the same as the following Preset Timing Modes, the screen will be adjusted automatically. However, if the signal differs, the screen may go blank while the power LED is on. Refer to the video card manual and adjusts the screen as follows.

Display Mode	Horizontal Frequency (kHz)	Vertical Frequency (Hz)	Pixel Clock (MHz)	Sync Polarity (H/V)
IBM, 640 x 350	31.469	70.086	25.175	+/-
IBM, 640 x 480	31.469	59.940	25.175	-/-
IBM, 720 x 400	31.469	70.087	28.322	-/+
MAC, 640 x 480	35.000	66.667	30.240	-/-
MAC, 832 x 624	49.726	74.551	57.284	-/-
MAC, 1152 x 870	68.681	75.062	100.000	-/-
VESA, 640 x 480	37.861	72.809	31.500	-/-
VESA, 640 x 480	37.500	75.000	31.500	-/-
VESA, 800 x 600	35.156	56.250	36.000	+/+
VESA, 800 x 600	37.879	60.317	40.000	+/+
VESA, 800 x 600	48.077	72.188	50.000	+/+
VESA, 800 x 600	46.875	75.000	49.500	+/+
VESA, 1024 x 768	48.363	60.004	65.000	-/-
VESA, 1024 x 768	56.476	70.069	75.000	-/-
VESA, 1024 x 768	60.023	75.029	78.750	+/+
VESA, 1152 x 864	67.500	75.000	108.000	+/+
VESA, 1280 X 960	60.000	60.000	108.000	+/+
VESA, 1680 X 1050	64.674	59.883	119.000	+/-

### Horizontal Frequency

The time to scan one line connecting the right edge to the left edge of the screen horizontally is called the Horizontal Cycle and the inverse number of the Horizontal Cycle is called the Horizontal Frequency. Unit: kHz

### Vertical Frequency

Like a fluorescent lamp, the screen has to repeat the same image many times per second to display an image to the user. The frequency of this repetition is called the Vertical Frequency or Refresh Rate. Unit: Hz





# Specifications

---

## General

### General

Model Name SyncMaster 2043EW

### LCD Panel

Size 20 inch (51 cm)

Display area 433.44 mm (H) x 270.9 mm (V)

Pixel Pitch 0.258 mm (H) x 0.258 mm (V)

### Synchronization

Horizontal 30 ~ 81 kHz

Vertical 56 ~ 75 Hz

### Display Color

16.7M

### Resolution

Optimum resolution 1680 x 1050@60 Hz

Maximum resolution 1680 x 1050@60 Hz

### Input Signal, Terminated

RGB Analog, DVI(Digital Visual Interface) Compliant Digital RGB

0.7 Vp-p  $\pm$  5 %

Separate H/V sync, Composite, SOG

TTL level (V high  $\geq$  2.0 V, V low  $\leq$  0.8 V)

### Maximum Pixel Clock

146 MHz (Analog, Digital)

### Power Supply

AC 100 - 240 V $\sim$  (+/- 10 %), 50/60 Hz  $\pm$  3 Hz

### Signal Cable

15pin - to - 15pin D-sub cable, Detachable

DVI-D to DVI-D connector, Detachable

### Dimensions (W x H x D) / Weight (Simple Stand)

469.3 x 307.8 x 72.3 mm (18.5 x 12.1 x 2.8 inch) (Without Stand)

469.3 x 393.8 x 217.5 mm (18.5 x 15.5 x 8.6 inch) (With Stand)/ 5.1 kg(11.2 lbs)

### Dimensions (W x H x D) / Weight (HAS Stand)

469.3 x 307.8 x 69.4 mm (18.5 x 2.7 x 12.1 inch) (Without Stand)

469.3 x 364.4 x 200.0 mm (18.5 x 14.3 x 7.9 inch) (With Stand)/ 5.2 kg (11.5 lbs)

### VESA Mounting Interface

75.0 mm x 75.0 mm

### Environmental considerations

Operating	Temperature : 50°F ~ 104°F (10°C ~ 40°C)
	Humidity : 10 % ~ 80 %, non-condensing
Storage	Temperature : -4°F ~ 113°F (-20°C ~ 45°C)
	Humidity : 5 % ~ 95 %, non-condensing

### Plug and Play Capability

This monitor can be installed on any Plug & Play compatible system. The interaction of the monitor and the computer systems will provide the best operating conditions and monitor settings. In most cases, the monitor installation will proceed automatically, unless the user wishes to select alternate settings.

### Dot Acceptable

TFT-LCD panels manufactured by using advanced semiconductor technology with precision of 1ppm (one millionth) above are used for this product. But the pixels of RED, GREEN, BLUE and WHITE color appear to be bright sometimes or some black pixels may be seen. This is not from bad quality and you can use it without any problems.

#### **Note**

Design and specifications are subject to change without prior notice.

#### **Class B Equipment (Information Communication equipment for residential use)**

This product complies with the Electromagnetic Compatibility Directives for residential use and can be used in all areas including common residential areas. (Class B equipment emits less electromagnetic waves than Class A equipment.)

# Specifications

---

## **PowerSaver**

This monitor has a built-in power management system called PowerSaver. This system saves energy by switching your monitor to low-power mode when it has not been used for a certain amount of time. The monitor automatically returns to normal operation when you press a key on the keyboard. For energy conservation, turn your monitor OFF when it is not needed, or when leaving it unattended for long periods. The PowerSaver system operates with a VESA DPM compliant video card installed in your computer. Use the software utility installed on your computer to set up this feature.

<b>State</b>	<b>Normal Operation</b>	<b>Power saving mode</b>	<b>Power off (Power button) EPA/ENERGY 2000</b>
Power Indicator	Blue	Blue blinking	Off
Power Consumption	25 watts	Less than 1 watts	Less than 1 watts



This monitor is EPA ENERGY STAR<sup>®</sup> compliant and ENERGY2000 compliant when used with a computer equipped with VESA DPM functionality.

As an ENERGY STAR<sup>®</sup> Partner, SAMSUNG has determined that this product meets the ENERGY STAR<sup>®</sup> guidelines for energy efficiency.

# Specifications

## Preset Timing Modes

If the signal transferred from the computer is the same as the following Preset Timing Modes, the screen will be adjusted automatically. However, if the signal differs, the screen may go blank while the power LED is on. Refer to the video card manual and adjusts the screen as follows.

Display Mode	Horizontal Frequency (kHz)	Vertical Frequency (Hz)	Pixel Clock (MHz)	Sync Polarity (H/V)
IBM, 640 x 350	31.469	70.086	25.175	+/-
IBM, 640 x 480	31.469	59.940	25.175	-/-
IBM, 720 x 400	31.469	70.087	28.322	-/+
MAC, 640 x 480	35.000	66.667	30.240	-/-
MAC, 832 x 624	49.726	74.551	57.284	-/-
MAC, 1152 x 870	68.681	75.062	100.000	-/-
VESA, 640 x 480	37.861	72.809	31.500	-/-
VESA, 640 x 480	37.500	75.000	31.500	-/-
VESA, 800 x 600	35.156	56.250	36.000	+/+
VESA, 800 x 600	37.879	60.317	40.000	+/+
VESA, 800 x 600	48.077	72.188	50.000	+/+
VESA, 800 x 600	46.875	75.000	49.500	+/+
VESA, 1024 x 768	48.363	60.004	65.000	-/-
VESA, 1024 x 768	56.476	70.069	75.000	-/-
VESA, 1024 x 768	60.023	75.029	78.750	+/+
VESA, 1152 x 864	67.500	75.000	108.000	+/+
VESA, 1280 x 768	47.776	60.000	79.500	-/+
VESA, 1280 x 768	60.289	74.893	102.250	-/+
VESA, 1280 x 800	49.702	59.810	83.500	-/+
VESA, 1280 X 960	60.000	60.000	108.000	+/+
VESA, 1680 X 1050	64.674	59.883	119.000	+/-

### Horizontal Frequency

The time to scan one line connecting the right edge to the left edge of the screen horizontally is called the Horizontal Cycle and the inverse number of the Horizontal Cycle is called the Horizontal Frequency. Unit: kHz

### Vertical Frequency

Like a fluorescent lamp, the screen has to repeat the same image many times per second to display an image to the user. The frequency of this repetition is called the Vertical Frequency or Refresh Rate. Unit: Hz



# Specifications

---

## General

### General

Model Name                      SyncMaster 2043EWX

### LCD Panel

Size                                      20 inch (51 cm)  
Display area                      433.44 mm (H) x 270.9 mm (V)  
Pixel Pitch                      0.258 mm (H) x 0.258 mm (V)

### Synchronization

Horizontal                      30 ~ 81 kHz  
Vertical                              56 ~ 75 Hz

### Display Color

16.7M

### Resolution

Optimum resolution              1680 x 1050@60 Hz  
Maximum resolution              1680 x 1050@60 Hz

### Input Signal, Terminated

RGB Analog, DVI(Digital Visual Interface) Compliant Digital RGB

0.7 Vp-p  $\pm$  5 %

Separate H/V sync, Composite, SOG

TTL level (V high  $\geq$  2.0 V, V low  $\leq$  0.8 V)

### Maximum Pixel Clock

146 MHz (Analog, Digital)

### Power Supply

AC 100 - 240 V $\sim$  (+/- 10 %), 50/60 Hz  $\pm$  3 Hz

### Signal Cable

15pin - to - 15pin D-sub cable, Detachable

DVI-D to DVI-D connector, Detachable

### Dimensions (W x H x D) / Weight (Simple Stand)

469.3 x 307.8 x 72.3 mm (18.5 x 12.1 x 2.8 inch) (Without Stand)

469.3 x 393.8 x 217.5 mm (18.5 x 15.5 x 8.6 inch) (With Stand)/ 5.1 kg(11.2 lbs)

### Dimensions (W x H x D) / Weight (HAS Stand)

469.3 x 307.8 x 69.4 mm (18.5 x 2.7 x 12.1 inch) (Without Stand)

469.3 x 364.4 x 200.0 mm (18.5 x 14.3 x 7.9 inch) (With Stand)/ 5.2 kg (11.5 lbs)

### VESA Mounting Interface

75.0 mm x 75.0 mm

### Environmental considerations

Operating	Temperature : 50°F ~ 104°F (10°C ~ 40°C)
	Humidity : 10 % ~ 80 %, non-condensing
Storage	Temperature : -4°F ~ 113°F (-20°C ~ 45°C)
	Humidity : 5 % ~ 95 %, non-condensing

### Plug and Play Capability

This monitor can be installed on any Plug & Play compatible system. The interaction of the monitor and the computer systems will provide the best operating conditions and monitor settings. In most cases, the monitor installation will proceed automatically, unless the user wishes to select alternate settings.

### Dot Acceptable

TFT-LCD panels manufactured by using advanced semiconductor technology with precision of 1ppm (one millionth) above are used for this product. But the pixels of RED, GREEN, BLUE and WHITE color appear to be bright sometimes or some black pixels may be seen. This is not from bad quality and you can use it without any problems.

#### **Note**

Design and specifications are subject to change without prior notice.

#### **Class B Equipment (Information Communication equipment for residential use)**

This product complies with the Electromagnetic Compatibility Directives for residential use and can be used in all areas including common residential areas. (Class B equipment emits less electromagnetic waves than Class A equipment.)

# Specifications

---

## **PowerSaver**

This monitor has a built-in power management system called PowerSaver. This system saves energy by switching your monitor to low-power mode when it has not been used for a certain amount of time. The monitor automatically returns to normal operation when you press a key on the keyboard. For energy conservation, turn your monitor OFF when it is not needed, or when leaving it unattended for long periods. The PowerSaver system operates with a VESA DPM compliant video card installed in your computer. Use the software utility installed on your computer to set up this feature.

<b>State</b>	<b>Normal Operation</b>	<b>Power saving mode</b>	<b>Power off (Power button) EPA/ENERGY 2000</b>
Power Indicator	Blue	Blue blinking	Off
Power Consumption	25 watts	Less than 1 watts	Less than 1 watts



This monitor is EPA ENERGY STAR<sup>®</sup> compliant and ENERGY2000 compliant when used with a computer equipped with VESA DPM functionality.

As an ENERGY STAR<sup>®</sup> Partner, SAMSUNG has determined that this product meets the ENERGY STAR<sup>®</sup> guidelines for energy efficiency.

# Specifications

## Preset Timing Modes

If the signal transferred from the computer is the same as the following Preset Timing Modes, the screen will be adjusted automatically. However, if the signal differs, the screen may go blank while the power LED is on. Refer to the video card manual and adjusts the screen as follows.

Display Mode	Horizontal Frequency (kHz)	Vertical Frequency (Hz)	Pixel Clock (MHz)	Sync Polarity (H/V)
IBM, 640 x 350	31.469	70.086	25.175	+/-
IBM, 640 x 480	31.469	59.940	25.175	-/-
IBM, 720 x 400	31.469	70.087	28.322	-/+
MAC, 640 x 480	35.000	66.667	30.240	-/-
MAC, 832 x 624	49.726	74.551	57.284	-/-
MAC, 1152 x 870	68.681	75.062	100.000	-/-
VESA, 640 x 480	37.861	72.809	31.500	-/-
VESA, 640 x 480	37.500	75.000	31.500	-/-
VESA, 800 x 600	35.156	56.250	36.000	+/+
VESA, 800 x 600	37.879	60.317	40.000	+/+
VESA, 800 x 600	48.077	72.188	50.000	+/+
VESA, 800 x 600	46.875	75.000	49.500	+/+
VESA, 1024 x 768	48.363	60.004	65.000	-/-
VESA, 1024 x 768	56.476	70.069	75.000	-/-
VESA, 1024 x 768	60.023	75.029	78.750	+/+
VESA, 1152 x 864	67.500	75.000	108.000	+/+
VESA, 1280 x 768	47.776	60.000	79.500	-/+
VESA, 1280 x 768	60.289	74.893	102.250	-/+
VESA, 1280 x 800	49.702	59.810	83.500	-/+
VESA, 1280 X 960	60.000	60.000	108.000	+/+
VESA, 1680 X 1050	64.674	59.883	119.000	+/-

### Horizontal Frequency

The time to scan one line connecting the right edge to the left edge of the screen horizontally is called the Horizontal Cycle and the inverse number of the Horizontal Cycle is called the Horizontal Frequency. Unit: kHz

### Vertical Frequency

Like a fluorescent lamp, the screen has to repeat the same image many times per second to display an image to the user. The frequency of this repetition is called the Vertical Frequency or Refresh Rate. Unit: Hz





# Specifications

---

## General

### General

Model Name                      SyncMaster 2043FW

### LCD Panel

Size                                20 inch (51 cm)

Display area                    433.44 mm (H) x 270.9 mm (V)

Pixel Pitch                      0.258 mm (H) x 0.258 mm (V)

### Synchronization

Horizontal                      30 ~ 81 kHz

Vertical                         56 ~ 75 Hz

### Display Color

16.7M

### Resolution

Optimum resolution         1680 x 1050@60 Hz

Maximum resolution        1680 x 1050@60 Hz

### Input Signal, Terminated

RGB Analog, DVI(Digital Visual Interface) Compliant Digital RGB

0.7 Vp-p  $\pm$  5 %

Separate H/V sync, Composite, SOG

TTL level (V high  $\geq$  2.0 V, V low  $\leq$  0.8 V)

### Maximum Pixel Clock

146 MHz (Analog, Digital)

### Power Supply

AC 100 - 240 V $\sim$  (+/- 10 %), 50/60 Hz  $\pm$  3 Hz

### Signal Cable

15pin - to - 15pin D-sub cable, Detachable

DVI-D to DVI-D connector, Detachable

### Dimensions (W x H x D) / Weight (Dual Hinge Stand)

469.3 x 307.8 x 72.3 mm (18.5 x 12.1 x 2.8 inch) (Without Stand)

469.3 x 428 x 231 mm (18.5 x 16.9 x 9.1 inch) (With Stand) / 5.8 kg (12.8 lbs)

### VESA Mounting Interface

75 mm x 75 mm

### Environmental considerations

Operating                      Temperature : 50°F ~ 104°F (10°C ~ 40°C)

Humidity : 10 % ~ 80 %, non-condensing

Temperature : -4°F ~ 113°F (-20°C ~ 45°C)

Storage

Humidity : 5 % ~ 95 %, non-condensing

#### **Plug and Play Capability**

This monitor can be installed on any Plug & Play compatible system. The interaction of the monitor and the computer systems will provide the best operating conditions and monitor settings. In most cases, the monitor installation will proceed automatically, unless the user wishes to select alternate settings.

#### **Dot Acceptable**

TFT-LCD panels manufactured by using advanced semiconductor technology with precision of 1ppm (one millionth) above are used for this product. But the pixels of RED, GREEN, BLUE and WHITE color appear to be bright sometimes or some black pixels may be seen. This is not from bad quality and you can use it without any problems.



#### **Note**

Design and specifications are subject to change without prior notice.



#### **Class B Equipment (Information Communication equipment for residential use)**

This product complies with the Electromagnetic Compatibility Directives for residential use and can be used in all areas including common residential areas. (Class B equipment emits less electromagnetic waves than Class A equipment.)

# Specifications

---

## PowerSaver

This monitor has a built-in power management system called PowerSaver. This system saves energy by switching your monitor to low-power mode when it has not been used for a certain amount of time. The monitor automatically returns to normal operation when you press a key on the keyboard. For energy conservation, turn your monitor OFF when it is not needed, or when leaving it unattended for long periods. The PowerSaver system operates with a VESA DPM compliant video card installed in your computer. Use the software utility installed on your computer to set up this feature.

State	Normal Operation	Power saving mode	Power off (Power button) EPA/ENERGY 2000
Power Indicator	Blue	Blue blinking	Off
Power Consumption	40 watts	Less than 1 watts	Less than 1 watts



This monitor is EPA ENERGY STAR<sup>®</sup> compliant and ENERGY 2000 compliant when used with a computer equipped with VESA DPM functionality.

As an ENERGY STAR<sup>®</sup> Partner, SAMSUNG has determined that this product meets the ENERGY STAR<sup>®</sup> guidelines for energy efficiency.

# Specifications

## Preset Timing Modes

If the signal transferred from the computer is the same as the following Preset Timing Modes, the screen will be adjusted automatically. However, if the signal differs, the screen may go blank while the power LED is on. Refer to the video card manual and adjusts the screen as follows.

Display Mode	Horizontal Frequency (kHz)	Vertical Frequency (Hz)	Pixel Clock (MHz)	Sync Polarity (H/V)
IBM, 640 x 350	31.469	70.086	25.175	+/-
IBM, 640 x 480	31.469	59.940	25.175	-/-
IBM, 720 x 400	31.469	70.087	28.322	-/+
MAC, 640 x 480	35.000	66.667	30.240	-/-
MAC, 832 x 624	49.726	74.551	57.284	-/-
MAC, 1152 x 870	68.681	75.062	100.000	-/-
VESA, 640 x 480	37.861	72.809	31.500	-/-
VESA, 640 x 480	37.500	75.000	31.500	-/-
VESA, 800 x 600	35.156	56.250	36.000	+/+
VESA, 800 x 600	37.879	60.317	40.000	+/+
VESA, 800 x 600	48.077	72.188	50.000	+/+
VESA, 800 x 600	46.875	75.000	49.500	+/+
VESA, 1024 x 768	48.363	60.004	65.000	-/-
VESA, 1024 x 768	56.476	70.069	75.000	-/-
VESA, 1024 x 768	60.023	75.029	78.750	+/+
VESA, 1152 x 864	67.500	75.000	108.000	+/+
VESA, 1280 X 960	60.000	60.000	108.000	+/+
VESA, 1680 X 1050	64.674	59.883	119.000	+/-

### Horizontal Frequency

The time to scan one line connecting the right edge to the left edge of the screen horizontally is called the Horizontal Cycle and the inverse number of the Horizontal Cycle is called the Horizontal Frequency. Unit: kHz

### Vertical Frequency

Like a fluorescent lamp, the screen has to repeat the same image many times per second to display an image to the user. The frequency of this repetition is called the Vertical Frequency or Refresh Rate. Unit: Hz



# Specifications

---

## General

### General

Model Name                      SyncMaster 2043FWX

### LCD Panel

Size                                20 inch (51 cm)

Display area                    433.44 mm (H) x 270.9 mm (V)

Pixel Pitch                      0.258 mm (H) x 0.258 mm (V)

### Synchronization

Horizontal                      30 ~ 81 kHz

Vertical                         56 ~ 75 Hz

### Display Color

16.7M

### Resolution

Optimum resolution         1680 x 1050@60 Hz

Maximum resolution        1680 x 1050@60 Hz

### Input Signal, Terminated

RGB Analog, DVI(Digital Visual Interface) Compliant Digital RGB

0.7 Vp-p ± 5 %

Separate H/V sync, Composite, SOG

TTL level (V high ≥ 2.0 V, V low ≤ 0.8 V)

### Maximum Pixel Clock

146 MHz (Analog, Digital)

### Power Supply

AC 100 - 240 V~ (+/- 10 %), 50/60 Hz ± 3 Hz

### Signal Cable

15pin - to - 15pin D-sub cable, Detachable

DVI-D to DVI-D connector, Detachable

### Dimensions (W x H x D) / Weight (Dual Hinge Stand)

469.3 x 307.8 x 72.3 mm (18.5 x 12.1 x 2.8 inch) (Without Stand)

469.3 x 428 x 231 mm (18.5 x 16.9 x 9.1 inch) (With Stand) / 5.8 kg (12.8 lbs)

### VESA Mounting Interface

75 mm x 75 mm

### Environmental considerations

Operating                        Temperature : 50°F ~ 104°F (10°C ~ 40°C)

Humidity : 10 % ~ 80 %, non-condensing

Temperature : -4°F ~ 113°F (-20°C ~ 45°C)

Storage

Humidity : 5 % ~ 95 %, non-condensing

#### **Plug and Play Capability**

This monitor can be installed on any Plug & Play compatible system. The interaction of the monitor and the computer systems will provide the best operating conditions and monitor settings. In most cases, the monitor installation will proceed automatically, unless the user wishes to select alternate settings.

#### **Dot Acceptable**

TFT-LCD panels manufactured by using advanced semiconductor technology with precision of 1ppm (one millionth) above are used for this product. But the pixels of RED, GREEN, BLUE and WHITE color appear to be bright sometimes or some black pixels may be seen. This is not from bad quality and you can use it without any problems.



#### **Note**

Design and specifications are subject to change without prior notice.



#### **Class B Equipment (Information Communication equipment for residential use)**

This product complies with the Electromagnetic Compatibility Directives for residential use and can be used in all areas including common residential areas. (Class B equipment emits less electromagnetic waves than Class A equipment.)

# Specifications

---

## PowerSaver

This monitor has a built-in power management system called PowerSaver. This system saves energy by switching your monitor to low-power mode when it has not been used for a certain amount of time. The monitor automatically returns to normal operation when you press a key on the keyboard. For energy conservation, turn your monitor OFF when it is not needed, or when leaving it unattended for long periods. The PowerSaver system operates with a VESA DPM compliant video card installed in your computer. Use the software utility installed on your computer to set up this feature.

State	Normal Operation	Power saving mode	Power off (Power button) EPA/ENERGY 2000
Power Indicator	Blue	Blue blinking	Off
Power Consumption	40 watts	Less than 1 watts	Less than 1 watts



This monitor is EPA ENERGY STAR<sup>®</sup> compliant and ENERGY 2000 compliant when used with a computer equipped with VESA DPM functionality.

As an ENERGY STAR<sup>®</sup> Partner, SAMSUNG has determined that this product meets the ENERGY STAR<sup>®</sup> guidelines for energy efficiency.

# Specifications

## Preset Timing Modes

If the signal transferred from the computer is the same as the following Preset Timing Modes, the screen will be adjusted automatically. However, if the signal differs, the screen may go blank while the power LED is on. Refer to the video card manual and adjusts the screen as follows.

Display Mode	Horizontal Frequency (kHz)	Vertical Frequency (Hz)	Pixel Clock (MHz)	Sync Polarity (H/V)
IBM, 640 x 350	31.469	70.086	25.175	+/-
IBM, 640 x 480	31.469	59.940	25.175	-/-
IBM, 720 x 400	31.469	70.087	28.322	-/+
MAC, 640 x 480	35.000	66.667	30.240	-/-
MAC, 832 x 624	49.726	74.551	57.284	-/-
MAC, 1152 x 870	68.681	75.062	100.000	-/-
VESA, 640 x 480	37.861	72.809	31.500	-/-
VESA, 640 x 480	37.500	75.000	31.500	-/-
VESA, 800 x 600	35.156	56.250	36.000	+/+
VESA, 800 x 600	37.879	60.317	40.000	+/+
VESA, 800 x 600	48.077	72.188	50.000	+/+
VESA, 800 x 600	46.875	75.000	49.500	+/+
VESA, 1024 x 768	48.363	60.004	65.000	-/-
VESA, 1024 x 768	56.476	70.069	75.000	-/-
VESA, 1024 x 768	60.023	75.029	78.750	+/+
VESA, 1152 x 864	67.500	75.000	108.000	+/+
VESA, 1280 X 960	60.000	60.000	108.000	+/+
VESA, 1680 X 1050	64.674	59.883	119.000	+/-

### Horizontal Frequency

The time to scan one line connecting the right edge to the left edge of the screen horizontally is called the Horizontal Cycle and the inverse number of the Horizontal Cycle is called the Horizontal Frequency. Unit: kHz

### Vertical Frequency

Like a fluorescent lamp, the screen has to repeat the same image many times per second to display an image to the user. The frequency of this repetition is called the Vertical Frequency or Refresh Rate. Unit: Hz





# Specifications

---

## General

### General

Model Name SyncMaster 2043NW

### LCD Panel

Size 20 inch (51 cm)

Display area 433.44 mm (H) x 270.9 mm (V)

Pixel Pitch 0.258 mm (H) x 0.258 mm (V)

### Synchronization

Horizontal 30 ~ 81 kHz

Vertical 56 ~ 75 Hz

### Display Color

16.7M

### Resolution

Optimum resolution 1680 x 1050@60 Hz

Maximum resolution 1680 x 1050@60 Hz

### Input Signal, Terminated

RGB Analog

0.7 Vp-p  $\pm$  5 %

Separate H/V sync, Composite, SOG

TTL level (V high  $\geq$  2.0 V, V low  $\leq$  0.8 V)

### Maximum Pixel Clock

146 MHz (Analog)

### Power Supply

AC 100 - 240 V $\sim$  (+/- 10 %), 50/60 Hz  $\pm$  3 Hz

### Signal Cable

15pin - to - 15pin D-sub cable, Detachable

### Dimensions (W x H x D) / Weight (Simple Stand)

469.3 x 307.8 x 72.3 mm / 18.5 x 12.1 x 2.8 inch (Without Stand)

469.3 x 393.8 x 217.5 mm / 18.5 x 15.5 x 8.6 inch (With Stand), 5.1 kg / 11.2 lbs

### Dimensions (W x H x D) / Weight (HAS Stand)

469.3 x 307.8 x 69.4 mm / 18.5 x 12.1 x 2.7 inch (Without Stand)

469.3 x 364.4 x 200.0 mm / 18.5 x 14.3 x 7.9 inch (With Stand), 5.2 kg / 11.5 lbs

### VESA Mounting Interface

75.0 mm x 75.0 mm

## Environmental considerations

Operating	Temperature : 50°F ~ 104°F (10°C ~ 40°C)
	Humidity : 10 % ~ 80 %, non-condensing
Storage	Temperature : -4°F ~ 113°F (-20°C ~ 45°C)
	Humidity : 5 % ~ 95 %, non-condensing

## Plug and Play Capability

This monitor can be installed on any Plug & Play compatible system. The interaction of the monitor and the computer systems will provide the best operating conditions and monitor settings. In most cases, the monitor installation will proceed automatically, unless the user wishes to select alternate settings.

## Dot Acceptable

TFT-LCD panels manufactured by using advanced semiconductor technology with precision of 1ppm (one millionth) above are used for this product. But the pixels of RED, GREEN, BLUE and WHITE color appear to be bright sometimes or some black pixels may be seen. This is not from bad quality and you can use it without any problems.



### Note

Design and specifications are subject to change without prior notice.



### Class B Equipment (Information Communication equipment for residential use)

This product complies with the Electromagnetic Compatibility Directives for residential use and can be used in all areas including common residential areas. (Class B equipment emits less electromagnetic waves than Class A equipment.)

# Specifications

## PowerSaver

This monitor has a built-in power management system called PowerSaver. This system saves energy by switching your monitor to low-power mode when it has not been used for a certain amount of time. The monitor automatically returns to normal operation when you press a key on the keyboard. For energy conservation, turn your monitor OFF when it is not needed, or when leaving it unattended for long periods. The PowerSaver system operates with a VESA DPM compliant video card installed in your computer. Use the software utility installed on your computer to set up this feature.

State	Normal Operation	Power saving mode	Power off (Power button) EPA/ENERGY 2000
Power Indicator	Blue	Blue blinking	Off
Power Consumption	40 watts	Less than 1 watts	Less than 1 watts



This monitor is EPA ENERGY STAR<sup>®</sup> compliant and ENERGY2000 compliant when used with a computer equipped with VESA DPM functionality.

As an ENERGY STAR<sup>®</sup> Partner, SAMSUNG has determined that this product meets the ENERGY STAR<sup>®</sup> guidelines for energy efficiency.

# Specifications

## Preset Timing Modes

If the signal transferred from the computer is the same as the following Preset Timing Modes, the screen will be adjusted automatically. However, if the signal differs, the screen may go blank while the power LED is on. Refer to the video card manual and adjusts the screen as follows.

Display Mode	Horizontal Frequency (kHz)	Vertical Frequency (Hz)	Pixel Clock (MHz)	Sync Polarity (H/V)
IBM, 640 x 350	31.469	70.086	25.175	+/-
IBM, 640 x 480	31.469	59.940	25.175	-/-
IBM, 720 x 400	31.469	70.087	28.322	-/+
MAC, 640 x 480	35.000	66.667	30.240	-/-
MAC, 832 x 624	49.726	74.551	57.284	-/-
MAC, 1152 x 870	68.681	75.062	100.000	-/-
VESA, 640 x 480	37.861	72.809	31.500	-/-
VESA, 640 x 480	37.500	75.000	31.500	-/-
VESA, 800 x 600	35.156	56.250	36.000	+/+
VESA, 800 x 600	37.879	60.317	40.000	+/+
VESA, 800 x 600	48.077	72.188	50.000	+/+
VESA, 800 x 600	46.875	75.000	49.500	+/+
VESA, 1024 x 768	48.363	60.004	65.000	-/-
VESA, 1024 x 768	56.476	70.069	75.000	-/-
VESA, 1024 x 768	60.023	75.029	78.750	+/+
VESA, 1152 x 864	67.500	75.000	108.000	+/+
VESA, 1280 X 960	60.000	60.000	108.000	+/+
VESA, 1680 X 1050	64.674	59.883	119.000	+/-

### Horizontal Frequency

The time to scan one line connecting the right edge to the left edge of the screen horizontally is called the Horizontal Cycle and the inverse number of the Horizontal Cycle is called the Horizontal Frequency. Unit: kHz



### Vertical Frequency

Like a fluorescent lamp, the screen has to repeat the same image many times per second to display an image to the user. The frequency of this repetition is called the Vertical Frequency or Refresh Rate. Unit: Hz

# Specifications

---

## General

### General

Model Name SyncMaster 2043NWX

### LCD Panel

Size 20 inch (51 cm)

Display area 433.44 mm (H) x 270.9 mm (V)

Pixel Pitch 0.258 mm (H) x 0.258 mm (V)

### Synchronization

Horizontal 30 ~ 81 kHz

Vertical 56 ~ 75 Hz

### Display Color

16.7M

### Resolution

Optimum resolution 1680 x 1050@60 Hz

Maximum resolution 1680 x 1050@60 Hz

### Input Signal, Terminated

RGB Analog

0.7 Vp-p  $\pm$  5 %

Separate H/V sync, Composite, SOG

TTL level (V high  $\geq$  2.0 V, V low  $\leq$  0.8 V)

### Maximum Pixel Clock

146 MHz (Analog)

### Power Supply

AC 100 - 240 V $\sim$  (+/- 10 %), 50/60 Hz  $\pm$  3 Hz

### Signal Cable

15pin - to - 15pin D-sub cable, Detachable

### Dimensions (W x H x D) / Weight (Simple Stand)

469.3 x 307.8 x 72.3 mm / 18.5 x 12.1 x 2.8 inch (Without Stand)

469.3 x 393.8 x 217.5 mm / 18.5 x 15.5 x 8.6 inch (With Stand), 5.1 kg / 11.2 lbs

### Dimensions (W x H x D) / Weight (HAS Stand)

469.3 x 307.8 x 69.4 mm / 18.5 x 12.1 x 2.7 inch (Without Stand)

469.3 x 364.4 x 200.0 mm / 18.5 x 14.3 x 7.9 inch (With Stand), 5.2 kg / 11.5 lbs

### VESA Mounting Interface

75.0 mm x 75.0 mm

## Environmental considerations

Operating	Temperature : 50°F ~ 104°F (10°C ~ 40°C)
	Humidity : 10 % ~ 80 %, non-condensing
Storage	Temperature : -4°F ~ 113°F (-20°C ~ 45°C)
	Humidity : 5 % ~ 95 %, non-condensing

## Plug and Play Capability

This monitor can be installed on any Plug & Play compatible system. The interaction of the monitor and the computer systems will provide the best operating conditions and monitor settings. In most cases, the monitor installation will proceed automatically, unless the user wishes to select alternate settings.

## Dot Acceptable

TFT-LCD panels manufactured by using advanced semiconductor technology with precision of 1ppm (one millionth) above are used for this product. But the pixels of RED, GREEN, BLUE and WHITE color appear to be bright sometimes or some black pixels may be seen. This is not from bad quality and you can use it without any problems.



### Note

Design and specifications are subject to change without prior notice.



### Class B Equipment (Information Communication equipment for residential use)

This product complies with the Electromagnetic Compatibility Directives for residential use and can be used in all areas including common residential areas. (Class B equipment emits less electromagnetic waves than Class A equipment.)

# Specifications

## PowerSaver

This monitor has a built-in power management system called PowerSaver. This system saves energy by switching your monitor to low-power mode when it has not been used for a certain amount of time. The monitor automatically returns to normal operation when you press a key on the keyboard. For energy conservation, turn your monitor OFF when it is not needed, or when leaving it unattended for long periods. The PowerSaver system operates with a VESA DPM compliant video card installed in your computer. Use the software utility installed on your computer to set up this feature.

State	Normal Operation	Power saving mode	Power off (Power button) EPA/ENERGY 2000
Power Indicator	Blue	Blue blinking	Off
Power Consumption	40 watts	Less than 1 watts	Less than 1 watts



This monitor is EPA ENERGY STAR<sup>®</sup> compliant and ENERGY2000 compliant when used with a computer equipped with VESA DPM functionality.

As an ENERGY STAR<sup>®</sup> Partner, SAMSUNG has determined that this product meets the ENERGY STAR<sup>®</sup> guidelines for energy efficiency.

# Specifications

## Preset Timing Modes

If the signal transferred from the computer is the same as the following Preset Timing Modes, the screen will be adjusted automatically. However, if the signal differs, the screen may go blank while the power LED is on. Refer to the video card manual and adjusts the screen as follows.

Display Mode	Horizontal Frequency (kHz)	Vertical Frequency (Hz)	Pixel Clock (MHz)	Sync Polarity (H/V)
IBM, 640 x 350	31.469	70.086	25.175	+/-
IBM, 640 x 480	31.469	59.940	25.175	-/-
IBM, 720 x 400	31.469	70.087	28.322	-/+
MAC, 640 x 480	35.000	66.667	30.240	-/-
MAC, 832 x 624	49.726	74.551	57.284	-/-
MAC, 1152 x 870	68.681	75.062	100.000	-/-
VESA, 640 x 480	37.861	72.809	31.500	-/-
VESA, 640 x 480	37.500	75.000	31.500	-/-
VESA, 800 x 600	35.156	56.250	36.000	+/+
VESA, 800 x 600	37.879	60.317	40.000	+/+
VESA, 800 x 600	48.077	72.188	50.000	+/+
VESA, 800 x 600	46.875	75.000	49.500	+/+
VESA, 1024 x 768	48.363	60.004	65.000	-/-
VESA, 1024 x 768	56.476	70.069	75.000	-/-
VESA, 1024 x 768	60.023	75.029	78.750	+/+
VESA, 1152 x 864	67.500	75.000	108.000	+/+
VESA, 1280 X 960	60.000	60.000	108.000	+/+
VESA, 1680 X 1050	64.674	59.883	119.000	+/-

### Horizontal Frequency

The time to scan one line connecting the right edge to the left edge of the screen horizontally is called the Horizontal Cycle and the inverse number of the Horizontal Cycle is called the Horizontal Frequency. Unit: kHz



### Vertical Frequency

Like a fluorescent lamp, the screen has to repeat the same image many times per second to display an image to the user. The frequency of this repetition is called the Vertical Frequency or Refresh Rate. Unit: Hz



# Specifications

---

## General

### General

Model Name                      SyncMaster 2043SN

### LCD Panel

Size                                20 inch (50 cm)

Display area                    442.8 mm (H) x 249.075 mm (V)

Pixel Pitch                      0.2768 mm (H) x 0.2768 mm (V)

### Synchronization

Horizontal                      30 ~ 81 kHz

Vertical                         56 ~ 75 Hz

### Display Color

16.7M

### Resolution

Optimum resolution         1600 x 900@60 Hz

Maximum resolution        1600 x 900@60 Hz

### Input Signal, Terminated

RGB Analog

0.7 V<sub>p-p</sub> ± 5 %

Separate H/V sync, Composite, SOG

TTL level (V high ≥ 2.0 V, V low ≤ 0.8 V)

### Maximum Pixel Clock

150 MHz (Analog)

### Power Supply

AC 100 - 240 V~ (+/- 10 %), 50/60 Hz ± 3 Hz

### Signal Cable

15pin - to - 15pin D-sub cable, Detachable

### Dimensions (W x H x D) / Weight (Simple Stand)

479.0 x 306.0 x 64.9mm ( 18.9 x 12.1 x 2.6 inch ) (Without Stand)

479.0 x 392.4 x 217.5 mm ( 18.9 x 15.5 x 8.6 inch )(With Stand)/ 4.5 kg ( 9.9 lbs )

### Dimensions (W x H x D) / Weight (HAS Stand)

479.0 x 306.0 x 64.9 mm ( 18.9 x 12.1 x 2.6 inch ) (Without Stand)

479.0 x 363.4 x 200.0 mm ( 18.9 x 14.3 x 7.9 inch ) (With Stand)/ 5.4 kg ( 11.9 lbs )

### Dimensions (W x H x D) / Weight (Dual Hinge Stand)

479.0 x 306.0 x 64.9 mm ( 18.9 x 12.1 x 2.6 inch ) (Without Stand)

479.0 x 417.2 x 231 mm ( 18.9 x 16.4 x 9.1 inch ) (With Stand)/ 5.1 kg ( 11.2 lbs )

### VESA Mounting Interface

75 mm x 75 mm

### Environmental considerations

Operating	Temperature : 50°F ~ 104°F (10°C ~ 40°C)
	Humidity : 10 % ~ 80 %, non-condensing
Storage	Temperature : -4°F ~ 113°F (-20°C ~ 45°C)
	Humidity : 5 % ~ 95 %, non-condensing

### Plug and Play Capability

This monitor can be installed on any Plug & Play compatible system. The interaction of the monitor and the computer systems will provide the best operating conditions and monitor settings. In most cases, the monitor installation will proceed automatically, unless the user wishes to select alternate settings.

### Dot Acceptable

TFT-LCD panels manufactured by using advanced semiconductor technology with precision of 1ppm (one millionth) above are used for this product. But the pixels of RED, GREEN, BLUE and WHITE color appear to be bright sometimes or some black pixels may be seen. This is not from bad quality and you can use it without any problems.



#### Note

Design and specifications are subject to change without prior notice.



#### Class B Equipment (Information Communication equipment for residential use)

This product complies with the Electromagnetic Compatibility Directives for residential use and can be used in all areas including common residential areas. (Class B equipment emits less electromagnetic waves than Class A equipment.)

# Specifications

---

## PowerSaver

This monitor has a built-in power management system called PowerSaver. This system saves energy by switching your monitor to low-power mode when it has not been used for a certain amount of time. The monitor automatically returns to normal operation when you press a key on the keyboard. For energy conservation, turn your monitor OFF when it is not needed, or when leaving it unattended for long periods. The PowerSaver system operates with a VESA DPM compliant video card installed in your computer. Use the software utility installed on your computer to set up this feature.

State	Normal Operation	Power saving mode	Power off (Power button) EPA/ENERGY 2000
Power Indicator	On	Blinking	Off
Power Consumption	25 watts	Less than 1 watts	Less than 1 watts



This monitor is EPA ENERGY STAR<sup>®</sup> compliant and ENERGY2000 compliant when used with a computer equipped with VESA DPM functionality.

As an ENERGY STAR<sup>®</sup> Partner, SAMSUNG has determined that this product meets the ENERGY STAR<sup>®</sup> guidelines for energy efficiency.

# Specifications

## Preset Timing Modes

If the signal transferred from the computer is the same as the following Preset Timing Modes, the screen will be adjusted automatically. However, if the signal differs, the screen may go blank while the power LED is on. Refer to the video card manual and adjusts the screen as follows.

Display Mode	Horizontal Frequency (kHz)	Vertical Frequency (Hz)	Pixel Clock (MHz)	Sync Polarity (H/V)
IBM, 720 x 400	31.469	70.087	28.322	-/+
MAC, 640 x 480	35.000	66.667	30.240	-/-
MAC, 832 x 624	49.726	74.551	57.284	-/-
MAC, 1152 x 870	68.681	75.062	100.000	-/-
VESA, 640 x 480	31.469	59.940	25.175	-/-
VESA, 640 x 480	37.861	72.809	31.500	-/-
VESA, 640 x 480	37.500	75.000	31.500	-/-
VESA, 800 x 600	35.156	56.250	36.000	+/+
VESA, 800 x 600	37.879	60.317	40.000	+/+
VESA, 800 x 600	48.077	72.188	50.000	+/+
VESA, 800 x 600	46.875	75.000	49.500	+/+
VESA, 1024 x 768	48.363	60.004	65.000	-/-
VESA, 1024 x 768	56.476	70.069	75.000	-/-
VESA, 1024 x 768	60.023	75.029	78.750	+/+
VESA, 1152 x 864	67.500	75.000	108.000	+/+
VESA, 1280 x 800	49.702	59.810	83.50	-/+
VESA, 1280 x 800	62.795	74.934	106.500	-/+
VESA, 1440 x 900	55.935	59.887	106.500	-/+
VESA, 1440 x 900	70.635	74.984	136.750	-/+
VESA, 1600 x 900	60.000	60.000	108.000	+/+

### Horizontal Frequency

The time to scan one line connecting the right edge to the left edge of the screen horizontally is called the Horizontal Cycle and the inverse number of the Horizontal Cycle is called the Horizontal Frequency. Unit: kHz



### Vertical Frequency

Like a fluorescent lamp, the screen has to repeat the same image many times per second to display an image to the user. The frequency of this repetition is called the Vertical Frequency or Refresh Rate. Unit: Hz

# Specifications

---

## General

### General

Model Name SyncMaster 2043SNPLUS

### LCD Panel

Size 20 inch (50 cm)

Display area 442.8 mm (H) x 249.075 mm (V)

Pixel Pitch 0.2768 mm (H) x 0.2768 mm (V)

### Synchronization

Horizontal 30 ~ 81 kHz

Vertical 56 ~ 75 Hz

### Display Color

16.7M

### Resolution

Optimum resolution 1600 x 900@60 Hz

Maximum resolution 1600 x 900@60 Hz

### Input Signal, Terminated

RGB Analog

0.7 Vp-p  $\pm$  5 %

Separate H/V sync, Composite, SOG

TTL level (V high  $\geq$  2.0 V, V low  $\leq$  0.8 V)

### Maximum Pixel Clock

150 MHz (Analog)

### Power Supply

AC 100 - 240 V $\sim$  (+/- 10 %), 50/60 Hz  $\pm$  3 Hz

### Signal Cable

15pin - to - 15pin D-sub cable, Detachable

### Dimensions (W x H x D) / Weight (Simple Stand)

479.0 x 306.0 x 64.9mm ( 18.9 x 12.1 x 2.6 inch ) (Without Stand)

479.0 x 392.4 x 217.5 mm ( 18.9 x 15.5 x 8.6 inch )(With Stand)/ 4.5 kg ( 9.9 lbs )

### Dimensions (W x H x D) / Weight (HAS Stand)

479.0 x 306.0 x 64.9 mm ( 18.9 x 12.1 x 2.6 inch ) (Without Stand)

479.0 x 363.4 x 200.0 mm ( 18.9 x 14.3 x 7.9 inch ) (With Stand)/ 5.4 kg ( 11.9 lbs )

### Dimensions (W x H x D) / Weight (Dual Hinge Stand)

479.0 x 306.0 x 64.9 mm ( 18.9 x 12.1 x 2.6 inch ) (Without Stand)

479.0 x 417.2 x 231 mm ( 18.9 x 16.4 x 9.1 inch ) (With Stand)/ 5.1 kg ( 11.2 lbs )

### VESA Mounting Interface

75 mm x 75 mm

### Environmental considerations

Operating	Temperature : 50°F ~ 104°F (10°C ~ 40°C)
	Humidity : 10 % ~ 80 %, non-condensing
Storage	Temperature : -4°F ~ 113°F (-20°C ~ 45°C)
	Humidity : 5 % ~ 95 %, non-condensing

### Plug and Play Capability

This monitor can be installed on any Plug & Play compatible system. The interaction of the monitor and the computer systems will provide the best operating conditions and monitor settings. In most cases, the monitor installation will proceed automatically, unless the user wishes to select alternate settings.

### Dot Acceptable

TFT-LCD panels manufactured by using advanced semiconductor technology with precision of 1ppm (one millionth) above are used for this product. But the pixels of RED, GREEN, BLUE and WHITE color appear to be bright sometimes or some black pixels may be seen. This is not from bad quality and you can use it without any problems.



#### Note

Design and specifications are subject to change without prior notice.



#### Class B Equipment (Information Communication equipment for residential use)

This product complies with the Electromagnetic Compatibility Directives for residential use and can be used in all areas including common residential areas. (Class B equipment emits less electromagnetic waves than Class A equipment.)

# Specifications

---

## PowerSaver

This monitor has a built-in power management system called PowerSaver. This system saves energy by switching your monitor to low-power mode when it has not been used for a certain amount of time. The monitor automatically returns to normal operation when you press a key on the keyboard. For energy conservation, turn your monitor OFF when it is not needed, or when leaving it unattended for long periods. The PowerSaver system operates with a VESA DPM compliant video card installed in your computer. Use the software utility installed on your computer to set up this feature.

State	Normal Operation	Power saving mode	Power off (Power button) EPA/ENERGY 2000
Power Indicator	On	Blinking	Off
Power Consumption	25 watts	Less than 1 watts	Less than 1 watts



This monitor is EPA ENERGY STAR<sup>®</sup> compliant and ENERGY2000 compliant when used with a computer equipped with VESA DPM functionality.

As an ENERGY STAR<sup>®</sup> Partner, SAMSUNG has determined that this product meets the ENERGY STAR<sup>®</sup> guidelines for energy efficiency.

# Specifications

## Preset Timing Modes

If the signal transferred from the computer is the same as the following Preset Timing Modes, the screen will be adjusted automatically. However, if the signal differs, the screen may go blank while the power LED is on. Refer to the video card manual and adjusts the screen as follows.

Display Mode	Horizontal Frequency (kHz)	Vertical Frequency (Hz)	Pixel Clock (MHz)	Sync Polarity (H/V)
IBM, 720 x 400	31.469	70.087	28.322	-/+
MAC, 640 x 480	35.000	66.667	30.240	-/-
MAC, 832 x 624	49.726	74.551	57.284	-/-
MAC, 1152 x 870	68.681	75.062	100.000	-/-
VESA, 640 x 480	31.469	59.940	25.175	-/-
VESA, 640 x 480	37.861	72.809	31.500	-/-
VESA, 640 x 480	37.500	75.000	31.500	-/-
VESA, 800 x 600	35.156	56.250	36.000	+/+
VESA, 800 x 600	37.879	60.317	40.000	+/+
VESA, 800 x 600	48.077	72.188	50.000	+/+
VESA, 800 x 600	46.875	75.000	49.500	+/+
VESA, 1024 x 768	48.363	60.004	65.000	-/-
VESA, 1024 x 768	56.476	70.069	75.000	-/-
VESA, 1024 x 768	60.023	75.029	78.750	+/+
VESA, 1152 x 864	67.500	75.000	108.000	+/+
VESA, 1280 x 800	49.702	59.810	83.50	-/+
VESA, 1280 x 800	62.795	74.934	106.500	-/+
VESA, 1440 x 900	55.935	59.887	106.500	-/+
VESA, 1440 x 900	70.635	74.984	136.750	-/+
VESA, 1600 x 900	60.000	60.000	108.000	+/+

### Horizontal Frequency

The time to scan one line connecting the right edge to the left edge of the screen horizontally is called the Horizontal Cycle and the inverse number of the Horizontal Cycle is called the Horizontal Frequency. Unit: kHz



### Vertical Frequency

Like a fluorescent lamp, the screen has to repeat the same image many times per second to display an image to the user. The frequency of this repetition is called the Vertical Frequency or Refresh Rate. Unit: Hz



# Specifications

---

## General

### General

Model Name SyncMaster 2043SNX

### LCD Panel

Size 20 inch (50 cm)

Display area 442.8 mm (H) x 249.075 mm (V)

Pixel Pitch 0.2768 mm (H) x 0.2768 mm (V)

### Synchronization

Horizontal 30 ~ 81 kHz

Vertical 56 ~ 75 Hz

### Display Color

16.7M

### Resolution

Optimum resolution 1600 x 900@60 Hz

Maximum resolution 1600 x 900@60 Hz

### Input Signal, Terminated

RGB Analog

0.7 Vp-p  $\pm$  5 %

Separate H/V sync, Composite, SOG

TTL level (V high  $\geq$  2.0 V, V low  $\leq$  0.8 V)

### Maximum Pixel Clock

150 MHz (Analog)

### Power Supply

AC 100 - 240 V~ (+/- 10 %), 50/60 Hz  $\pm$  3 Hz

### Signal Cable

15pin - to - 15pin D-sub cable, Detachable

### Dimensions (W x H x D) / Weight (Simple Stand)

479.0 x 306.0 x 64.9mm ( 18.9 x 12.1 x 2.6 inch ) (Without Stand)

479.0 x 392.4 x 217.5 mm ( 18.9 x 15.5 x 8.6 inch )(With Stand)/ 4.5 kg ( 9.9 lbs )

### Dimensions (W x H x D) / Weight (HAS Stand)

479.0 x 306.0 x 64.9 mm ( 18.9 x 12.1 x 2.6 inch ) (Without Stand)

479.0 x 363.4 x 200.0 mm ( 18.9 x 14.3 x 7.9 inch ) (With Stand)/ 5.4 kg ( 11.9 lbs )

### Dimensions (W x H x D) / Weight (Dual Hinge Stand)

479.0 x 306.0 x 64.9 mm ( 18.9 x 12.1 x 2.6 inch ) (Without Stand)

479.0 x 417.2 x 231 mm ( 18.9 x 16.4 x 9.1 inch ) (With Stand)/ 5.1 kg ( 11.2 lbs )

### VESA Mounting Interface

75 mm x 75 mm

### Environmental considerations

Operating	Temperature : 50°F ~ 104°F (10°C ~ 40°C)
	Humidity : 10 % ~ 80 %, non-condensing
Storage	Temperature : -4°F ~ 113°F (-20°C ~ 45°C)
	Humidity : 5 % ~ 95 %, non-condensing

### Plug and Play Capability

This monitor can be installed on any Plug & Play compatible system. The interaction of the monitor and the computer systems will provide the best operating conditions and monitor settings. In most cases, the monitor installation will proceed automatically, unless the user wishes to select alternate settings.

### Dot Acceptable

TFT-LCD panels manufactured by using advanced semiconductor technology with precision of 1ppm (one millionth) above are used for this product. But the pixels of RED, GREEN, BLUE and WHITE color appear to be bright sometimes or some black pixels may be seen. This is not from bad quality and you can use it without any problems.

#### **Note**

Design and specifications are subject to change without prior notice.

#### **Class B Equipment (Information Communication equipment for residential use)**

This product complies with the Electromagnetic Compatibility Directives for residential use and can be used in all areas including common residential areas. (Class B equipment emits less electromagnetic waves than Class A equipment.)

# Specifications

---

## PowerSaver

This monitor has a built-in power management system called PowerSaver. This system saves energy by switching your monitor to low-power mode when it has not been used for a certain amount of time. The monitor automatically returns to normal operation when you press a key on the keyboard. For energy conservation, turn your monitor OFF when it is not needed, or when leaving it unattended for long periods. The PowerSaver system operates with a VESA DPM compliant video card installed in your computer. Use the software utility installed on your computer to set up this feature.

State	Normal Operation	Power saving mode	Power off (Power button) EPA/ENERGY 2000
Power Indicator	On	Blinking	Off
Power Consumption	25 watts	Less than 1 watts	Less than 1 watts



This monitor is EPA ENERGY STAR<sup>®</sup> compliant and ENERGY2000 compliant when used with a computer equipped with VESA DPM functionality.

As an ENERGY STAR<sup>®</sup> Partner, SAMSUNG has determined that this product meets the ENERGY STAR<sup>®</sup> guidelines for energy efficiency.

# Specifications

## Preset Timing Modes

If the signal transferred from the computer is the same as the following Preset Timing Modes, the screen will be adjusted automatically. However, if the signal differs, the screen may go blank while the power LED is on. Refer to the video card manual and adjusts the screen as follows.

Display Mode	Horizontal Frequency (kHz)	Vertical Frequency (Hz)	Pixel Clock (MHz)	Sync Polarity (H/V)
IBM, 720 x 400	31.469	70.087	28.322	-/+
MAC, 640 x 480	35.000	66.667	30.240	-/-
MAC, 832 x 624	49.726	74.551	57.284	-/-
MAC, 1152 x 870	68.681	75.062	100.000	-/-
VESA, 640 x 480	31.469	59.940	25.175	-/-
VESA, 640 x 480	37.861	72.809	31.500	-/-
VESA, 640 x 480	37.500	75.000	31.500	-/-
VESA, 800 x 600	35.156	56.250	36.000	+/+
VESA, 800 x 600	37.879	60.317	40.000	+/+
VESA, 800 x 600	48.077	72.188	50.000	+/+
VESA, 800 x 600	46.875	75.000	49.500	+/+
VESA, 1024 x 768	48.363	60.004	65.000	-/-
VESA, 1024 x 768	56.476	70.069	75.000	-/-
VESA, 1024 x 768	60.023	75.029	78.750	+/+
VESA, 1152 x 864	67.500	75.000	108.000	+/+
VESA, 1280 x 800	49.702	59.810	83.50	-/+
VESA, 1280 x 800	62.795	74.934	106.500	-/+
VESA, 1440 x 900	55.935	59.887	106.500	-/+
VESA, 1440 x 900	70.635	74.984	136.750	-/+
VESA, 1600 x 900	60.000	60.000	108.000	+/+

### Horizontal Frequency

The time to scan one line connecting the right edge to the left edge of the screen horizontally is called the Horizontal Cycle and the inverse number of the Horizontal Cycle is called the Horizontal Frequency. Unit: kHz

### Vertical Frequency

Like a fluorescent lamp, the screen has to repeat the same image many times per second to display an image to the user. The frequency of this repetition is called the Vertical Frequency or Refresh Rate. Unit: Hz



# Specifications

---

## General

### General

Model Name SyncMaster 2043SNXPLUS

### LCD Panel

Size 20 inch (50 cm)

Display area 442.8 mm (H) x 249.075 mm (V)

Pixel Pitch 0.2768 mm (H) x 0.2768 mm (V)

### Synchronization

Horizontal 30 ~ 81 kHz

Vertical 56 ~ 75 Hz

### Display Color

16.7M

### Resolution

Optimum resolution 1600 x 900@60 Hz

Maximum resolution 1600 x 900@60 Hz

### Input Signal, Terminated

RGB Analog

0.7 Vp-p  $\pm$  5 %

Separate H/V sync, Composite, SOG

TTL level (V high  $\geq$  2.0 V, V low  $\leq$  0.8 V)

### Maximum Pixel Clock

150 MHz (Analog)

### Power Supply

AC 100 - 240 V~ (+/- 10 %), 50/60 Hz  $\pm$  3 Hz

### Signal Cable

15pin - to - 15pin D-sub cable, Detachable

### Dimensions (W x H x D) / Weight (Simple Stand)

479.0 x 306.0 x 64.9mm ( 18.9 x 12.1 x 2.6 inch ) (Without Stand)

479.0 x 392.4 x 217.5 mm ( 18.9 x 15.5 x 8.6 inch )(With Stand)/ 4.5 kg ( 9.9 lbs )

### Dimensions (W x H x D) / Weight (HAS Stand)

479.0 x 306.0 x 64.9 mm ( 18.9 x 12.1 x 2.6 inch ) (Without Stand)

479.0 x 363.4 x 200.0 mm ( 18.9 x 14.3 x 7.9 inch ) (With Stand)/ 5.4 kg ( 11.9 lbs )

### Dimensions (W x H x D) / Weight (Dual Hinge Stand)

479.0 x 306.0 x 64.9 mm ( 18.9 x 12.1 x 2.6 inch ) (Without Stand)

479.0 x 417.2 x 231 mm ( 18.9 x 16.4 x 9.1 inch ) (With Stand)/ 5.1 kg ( 11.2 lbs )

### VESA Mounting Interface

75 mm x 75 mm

### Environmental considerations

Operating	Temperature : 50°F ~ 104°F (10°C ~ 40°C)
	Humidity : 10 % ~ 80 %, non-condensing
Storage	Temperature : -4°F ~ 113°F (-20°C ~ 45°C)
	Humidity : 5 % ~ 95 %, non-condensing

### Plug and Play Capability

This monitor can be installed on any Plug & Play compatible system. The interaction of the monitor and the computer systems will provide the best operating conditions and monitor settings. In most cases, the monitor installation will proceed automatically, unless the user wishes to select alternate settings.

### Dot Acceptable

TFT-LCD panels manufactured by using advanced semiconductor technology with precision of 1ppm (one millionth) above are used for this product. But the pixels of RED, GREEN, BLUE and WHITE color appear to be bright sometimes or some black pixels may be seen. This is not from bad quality and you can use it without any problems.

#### **Note**

Design and specifications are subject to change without prior notice.

#### **Class B Equipment (Information Communication equipment for residential use)**

This product complies with the Electromagnetic Compatibility Directives for residential use and can be used in all areas including common residential areas. (Class B equipment emits less electromagnetic waves than Class A equipment.)

# Specifications

---

## PowerSaver

This monitor has a built-in power management system called PowerSaver. This system saves energy by switching your monitor to low-power mode when it has not been used for a certain amount of time. The monitor automatically returns to normal operation when you press a key on the keyboard. For energy conservation, turn your monitor OFF when it is not needed, or when leaving it unattended for long periods. The PowerSaver system operates with a VESA DPM compliant video card installed in your computer. Use the software utility installed on your computer to set up this feature.

State	Normal Operation	Power saving mode	Power off (Power button) EPA/ENERGY 2000
Power Indicator	On	Blinking	Off
Power Consumption	25 watts	Less than 1 watts	Less than 1 watts



This monitor is EPA ENERGY STAR<sup>®</sup> compliant and ENERGY2000 compliant when used with a computer equipped with VESA DPM functionality.

As an ENERGY STAR<sup>®</sup> Partner, SAMSUNG has determined that this product meets the ENERGY STAR<sup>®</sup> guidelines for energy efficiency.

# Specifications

## Preset Timing Modes

If the signal transferred from the computer is the same as the following Preset Timing Modes, the screen will be adjusted automatically. However, if the signal differs, the screen may go blank while the power LED is on. Refer to the video card manual and adjusts the screen as follows.

Display Mode	Horizontal Frequency (kHz)	Vertical Frequency (Hz)	Pixel Clock (MHz)	Sync Polarity (H/V)
IBM, 720 x 400	31.469	70.087	28.322	-/+
MAC, 640 x 480	35.000	66.667	30.240	-/-
MAC, 832 x 624	49.726	74.551	57.284	-/-
MAC, 1152 x 870	68.681	75.062	100.000	-/-
VESA, 640 x 480	31.469	59.940	25.175	-/-
VESA, 640 x 480	37.861	72.809	31.500	-/-
VESA, 640 x 480	37.500	75.000	31.500	-/-
VESA, 800 x 600	35.156	56.250	36.000	+/+
VESA, 800 x 600	37.879	60.317	40.000	+/+
VESA, 800 x 600	48.077	72.188	50.000	+/+
VESA, 800 x 600	46.875	75.000	49.500	+/+
VESA, 1024 x 768	48.363	60.004	65.000	-/-
VESA, 1024 x 768	56.476	70.069	75.000	-/-
VESA, 1024 x 768	60.023	75.029	78.750	+/+
VESA, 1152 x 864	67.500	75.000	108.000	+/+
VESA, 1280 x 800	49.702	59.810	83.50	-/+
VESA, 1280 x 800	62.795	74.934	106.500	-/+
VESA, 1440 x 900	55.935	59.887	106.500	-/+
VESA, 1440 x 900	70.635	74.984	136.750	-/+
VESA, 1600 x 900	60.000	60.000	108.000	+/+

### Horizontal Frequency

The time to scan one line connecting the right edge to the left edge of the screen horizontally is called the Horizontal Cycle and the inverse number of the Horizontal Cycle is called the Horizontal Frequency. Unit: kHz

### Vertical Frequency

Like a fluorescent lamp, the screen has to repeat the same image many times per second to display an image to the user. The frequency of this repetition is called the Vertical Frequency or Refresh Rate. Unit: Hz





# Specifications

---

## General

### General

Model Name SyncMaster 2043SW

### LCD Panel

Size 20 inch (50 cm)

Display area 442.8 mm(H) X 249.075 mm(V)

Pixel Pitch 0.2768 mm(H) X 0.2768 mm(V)

### Synchronization

Horizontal 30 ~ 81 kHz

Vertical 56 ~ 75 Hz

### Display Color

16.7M

### Resolution

Optimum resolution 1600 X 900@60Hz

Maximum resolution 1600 X 900@60Hz

### Input Signal, Terminated

RGB Analog, DVI(Digital Visual Interface) Compliant Digital RGB

0.7 Vp-p  $\pm$  5 %

Separate H/V sync, Composite, SOG

TTL level (V high  $\geq$  2.0 V, V low  $\leq$  0.8 V)

### Maximum Pixel Clock

150MHz (Analog,Digital)

### Power Supply

AC 100 - 240 V $\sim$  (+/- 10 %), 50/60 Hz  $\pm$  3 Hz

### Signal Cable

15pin-to-15pin D-sub cable, Detachable

DVI-D to DVI-D connector, Detachable

### Dimensions (W x H x D) / Weight (Simple Stand)

479.0 x 306.0 x 71.3 mm ( 18.9 x 12.0 x 2.6 inch) (Without Stand)

479.0 x 392.4 x 217.5 mm ( 18.9 x 15.45 x 8.6 inch) (With Stand)/ 4.5 kg (9.9 lbs)

### Dimensions (W x H x D) / Weight (HAS Stand)

479.0 x 306.0 x 71.3 mm ( 18.9 x 12.0 x 2.6 inch) (Without Stand)

479.0 x 363.4 x 200.0 mm ( 18.9 x 14.3 x 7.9 inch) (With Stand)/ 5.45 kg (11.9 lbs)

### Dimensions (W x H x D) / Weight (Dual Hinge Stand)

479.0 x 306.0 x 71.3 mm ( 18.9 x 12.0 x 2.6 inch) (Without Stand)

479.0 x 417.2 x 231 mm ( 18.9 x 16.4 x 9.1 inch) (With Stand)/ 5.55 kg (11.2 lbs)

#### **VESA Mounting Interface**

75.0 mm x 75.0 mm

#### **Environmental considerations**

Operating	Temperature : 50°F ~ 104°F (10°C ~ 40°C)
	Humidity : 10 % ~ 80 %, non-condensing
Storage	Temperature : -4°F ~ 113°F (-20°C ~ 45°C)
	Humidity : 5 % ~ 95 %, non-condensing

#### **Plug and Play Capability**

This monitor can be installed on any Plug & Play compatible system. The interaction of the monitor and the computer systems will provide the best operating conditions and monitor settings. In most cases, the monitor installation will proceed automatically, unless the user wishes to select alternate settings.

#### **Dot Acceptable**

TFT-LCD panels manufactured by using advanced semiconductor technology with precision of 1ppm (one millionth) above are used for this product. But the pixels of RED, GREEN, BLUE and WHITE color appear to be bright sometimes or some black pixels may be seen. This is not from bad quality and you can use it without any problems.



#### **Note**

Design and specifications are subject to change without prior notice.



#### **Class B Equipment (Information Communication equipment for residential use)**

This product complies with the Electromagnetic Compatibility Directives for residential use and can be used in all areas including common residential areas. (Class B equipment emits less electromagnetic waves than Class A equipment.)

# Specifications

---

## **PowerSaver**

This monitor has a built-in power management system called PowerSaver. This system saves energy by switching your monitor to low-power mode when it has not been used for a certain amount of time. The monitor automatically returns to normal operation when you press a key on the keyboard. For energy conservation, turn your monitor OFF when it is not needed, or when leaving it unattended for long periods. The PowerSaver system operates with a VESA DPM compliant video card installed in your computer. Use the software utility installed on your computer to set up this feature.

<b>State</b>	<b>Normal Operation</b>	<b>Power saving mode</b>	<b>Power off (Power button) EPA/ENERGY 2000</b>
Power Indicator	On	Blinking	Off
Power Consumption	25 watts	Less than 1 watts	Less than 1 watts



This monitor is EPA ENERGY STAR<sup>®</sup> compliant and ENERGY 2000 compliant when used with a computer equipped with VESA DPM functionality.

As an ENERGY STAR<sup>®</sup> Partner, SAMSUNG has determined that this product meets the ENERGY STAR<sup>®</sup> guidelines for energy efficiency.

# Specifications

## Preset Timing Modes

If the signal transferred from the computer is the same as the following Preset Timing Modes, the screen will be adjusted automatically. However, if the signal differs, the screen may go blank while the power LED is on. Refer to the video card manual and adjusts the screen as follows.

Display Mode	Horizontal Frequency (kHz)	Vertical Frequency (Hz)	Pixel Clock (MHz)	Sync Polarity (H/V)
IBM, 720 x 400	31.469	70.087	28.322	-/+
MAC, 640 x 480	35.000	66.667	30.240	-/-
MAC, 832 x 624	49.726	74.551	57.284	-/-
MAC, 1152 x 870	68.681	75.062	100.000	-/-
VESA, 640 x 480	31.469	59.940	25.175	-/-
VESA, 640 x 480	37.861	72.809	31.500	-/-
VESA, 640 x 480	37.500	75.000	31.500	-/-
VESA, 800 x 600	35.156	56.250	36.000	+/+
VESA, 800 x 600	37.879	60.317	40.000	+/+
VESA, 800 x 600	48.077	72.188	50.000	+/+
VESA, 800 x 600	46.875	75.000	49.500	+/+
VESA, 1024 x 768	48.363	60.004	65.000	-/-
VESA, 1024 x 768	56.476	70.069	75.000	-/-
VESA, 1024 x 768	60.023	75.029	78.750	+/+
VESA, 1152 x 864	67.500	75.000	108.000	+/+
VESA, 1280 x 800	49.702	59.810	83.50	-/+
VESA, 1280 x 800	62.795	74.934	106.500	-/+
VESA, 1440 x 900	55.935	59.887	106.500	-/+
VESA, 1440 x 900	70.635	74.984	136.750	-/+
VESA, 1600 x 900	60.000	60.000	108.000	+/+

### Horizontal Frequency

The time to scan one line connecting the right edge to the left edge of the screen horizontally is called the Horizontal Cycle and the inverse number of the Horizontal Cycle is called the Horizontal Frequency. Unit: kHz

### Vertical Frequency

Like a fluorescent lamp, the screen has to repeat the same image many times per second to display an image to the user. The frequency of this repetition is called the Vertical Frequency or Refresh Rate. Unit: Hz



# Specifications

---

## General

### General

Model Name SyncMaster 2043SWPLUS

### LCD Panel

Size 20 inch (50 cm)

Display area 442.8 mm(H) X 249.075 mm(V)

Pixel Pitch 0.2768 mm(H) X 0.2768 mm(V)

### Synchronization

Horizontal 30 ~ 81 kHz

Vertical 56 ~ 75 Hz

### Display Color

16.7M

### Resolution

Optimum resolution 1600 X 900@60Hz

Maximum resolution 1600 X 900@60Hz

### Input Signal, Terminated

RGB Analog, DVI(Digital Visual Interface) Compliant Digital RGB

0.7 Vp-p  $\pm$  5 %

Separate H/V sync, Composite, SOG

TTL level (V high  $\geq$  2.0 V, V low  $\leq$  0.8 V)

### Maximum Pixel Clock

150MHz (Analog,Digital)

### Power Supply

AC 100 - 240 V $\sim$  (+/- 10 %), 50/60 Hz  $\pm$  3 Hz

### Signal Cable

15pin-to-15pin D-sub cable, Detachable

DVI-D to DVI-D connector, Detachable

### Dimensions (W x H x D) / Weight (Simple Stand)

479.0 x 306.0 x 71.3 mm ( 18.9 x 12.0 x 2.6 inch) (Without Stand)

479.0 x 392.4 x 217.5 mm ( 18.9 x 15.45 x 8.6 inch) (With Stand)/ 4.5 kg (9.9 lbs)

### Dimensions (W x H x D) / Weight (HAS Stand)

479.0 x 306.0 x 71.3 mm ( 18.9 x 12.0 x 2.6 inch) (Without Stand)

479.0 x 363.4 x 200.0 mm ( 18.9 x 14.3 x 7.9 inch) (With Stand)/ 5.45 kg (11.9 lbs)

### Dimensions (W x H x D) / Weight (Dual Hinge Stand)

479.0 x 306.0 x 71.3 mm ( 18.9 x 12.0 x 2.6 inch) (Without Stand)

479.0 x 417.2 x 231 mm ( 18.9 x 16.4 x 9.1 inch) (With Stand)/ 5.55 kg (11.2 lbs)

#### **VESA Mounting Interface**

75.0 mm x 75.0 mm

#### **Environmental considerations**

Operating	Temperature : 50°F ~ 104°F (10°C ~ 40°C)
	Humidity : 10 % ~ 80 %, non-condensing
Storage	Temperature : -4°F ~ 113°F (-20°C ~ 45°C)
	Humidity : 5 % ~ 95 %, non-condensing

#### **Plug and Play Capability**

This monitor can be installed on any Plug & Play compatible system. The interaction of the monitor and the computer systems will provide the best operating conditions and monitor settings. In most cases, the monitor installation will proceed automatically, unless the user wishes to select alternate settings.

#### **Dot Acceptable**

TFT-LCD panels manufactured by using advanced semiconductor technology with precision of 1ppm (one millionth) above are used for this product. But the pixels of RED, GREEN, BLUE and WHITE color appear to be bright sometimes or some black pixels may be seen. This is not from bad quality and you can use it without any problems.



#### **Note**

Design and specifications are subject to change without prior notice.



#### **Class B Equipment (Information Communication equipment for residential use)**

This product complies with the Electromagnetic Compatibility Directives for residential use and can be used in all areas including common residential areas. (Class B equipment emits less electromagnetic waves than Class A equipment.)

# Specifications

## PowerSaver

This monitor has a built-in power management system called PowerSaver. This system saves energy by switching your monitor to low-power mode when it has not been used for a certain amount of time. The monitor automatically returns to normal operation when you press a key on the keyboard. For energy conservation, turn your monitor OFF when it is not needed, or when leaving it unattended for long periods. The PowerSaver system operates with a VESA DPM compliant video card installed in your computer. Use the software utility installed on your computer to set up this feature.

State	Normal Operation	Power saving mode	Power off (Power button) EPA/ENERGY 2000
Power Indicator	On	Blinking	Off
Power Consumption	25 watts	Less than 1 watts	Less than 1 watts



This monitor is EPA ENERGY STAR<sup>®</sup> compliant and ENERGY 2000 compliant when used with a computer equipped with VESA DPM functionality.

As an ENERGY STAR<sup>®</sup> Partner, SAMSUNG has determined that this product meets the ENERGY STAR<sup>®</sup> guidelines for energy efficiency.

# Specifications

## Preset Timing Modes

If the signal transferred from the computer is the same as the following Preset Timing Modes, the screen will be adjusted automatically. However, if the signal differs, the screen may go blank while the power LED is on. Refer to the video card manual and adjusts the screen as follows.

Display Mode	Horizontal Frequency (kHz)	Vertical Frequency (Hz)	Pixel Clock (MHz)	Sync Polarity (H/V)
IBM, 720 x 400	31.469	70.087	28.322	-/+
MAC, 640 x 480	35.000	66.667	30.240	-/-
MAC, 832 x 624	49.726	74.551	57.284	-/-
MAC, 1152 x 870	68.681	75.062	100.000	-/-
VESA, 640 x 480	31.469	59.940	25.175	-/-
VESA, 640 x 480	37.861	72.809	31.500	-/-
VESA, 640 x 480	37.500	75.000	31.500	-/-
VESA, 800 x 600	35.156	56.250	36.000	+/+
VESA, 800 x 600	37.879	60.317	40.000	+/+
VESA, 800 x 600	48.077	72.188	50.000	+/+
VESA, 800 x 600	46.875	75.000	49.500	+/+
VESA, 1024 x 768	48.363	60.004	65.000	-/-
VESA, 1024 x 768	56.476	70.069	75.000	-/-
VESA, 1024 x 768	60.023	75.029	78.750	+/+
VESA, 1152 x 864	67.500	75.000	108.000	+/+
VESA, 1280 x 800	49.702	59.810	83.50	-/+
VESA, 1280 x 800	62.795	74.934	106.500	-/+
VESA, 1440 x 900	55.935	59.887	106.500	-/+
VESA, 1440 x 900	70.635	74.984	136.750	-/+
VESA, 1600 x 900	60.000	60.000	108.000	+/+

### Horizontal Frequency

The time to scan one line connecting the right edge to the left edge of the screen horizontally is called the Horizontal Cycle and the inverse number of the Horizontal Cycle is called the Horizontal Frequency. Unit: kHz

### Vertical Frequency

Like a fluorescent lamp, the screen has to repeat the same image many times per second to display an image to the user. The frequency of this repetition is called the Vertical Frequency or Refresh Rate. Unit: Hz





# Specifications

---

## General

### General

Model Name                      SyncMaster 2043SWX

### LCD Panel

Size                                20 inch (50 cm)  
Display area                      442.8 mm(H) X 249.075 mm(V)  
Pixel Pitch                        0.2768 mm(H) X 0.2768 mm(V)

### Synchronization

Horizontal                        30 ~ 81 kHz  
Vertical                            56 ~ 75 Hz

### Display Color

16.7M

### Resolution

Optimum resolution            1600 X 900@60Hz  
Maximum resolution            1600 X 900@60Hz

### Input Signal, Terminated

RGB Analog, DVI(Digital Visual Interface) Compliant Digital RGB

0.7 Vp-p ± 5 %

Separate H/V sync, Composite, SOG

TTL level (V high ≥ 2.0 V, V low ≤ 0.8 V)

### Maximum Pixel Clock

150MHz (Analog,Digital)

### Power Supply

AC 100 - 240 V~ (+/- 10 %), 50/60 Hz ± 3 Hz

### Signal Cable

15pin-to-15pin D-sub cable, Detachable

DVI-D to DVI-D connector, Detachable

### Dimensions (W x H x D) / Weight (Simple Stand)

479.0 x 306.0 x 71.3 mm ( 18.9 x 12.0 x 2.6 inch) (Without Stand)

479.0 x 392.4 x 217.5 mm ( 18.9 x 15.45 x 8.6 inch) (With Stand)/ 4.5 kg (9.9 lbs)

### Dimensions (W x H x D) / Weight (HAS Stand)

479.0 x 306.0 x 71.3 mm ( 18.9 x 12.0 x 2.6 inch) (Without Stand)

479.0 x 363.4 x 200.0 mm ( 18.9 x 14.3 x 7.9 inch) (With Stand)/ 5.45 kg (11.9 lbs)

### Dimensions (W x H x D) / Weight (Dual Hinge Stand)

479.0 x 306.0 x 71.3 mm ( 18.9 x 12.0 x 2.6 inch) (Without Stand)

479.0 x 417.2 x 231 mm ( 18.9 x 16.4 x 9.1 inch) (With Stand)/ 5.55 kg (11.2 lbs)

#### **VESA Mounting Interface**

75.0 mm x 75.0 mm

#### **Environmental considerations**

Operating	Temperature : 50°F ~ 104°F (10°C ~ 40°C)
	Humidity : 10 % ~ 80 %, non-condensing
Storage	Temperature : -4°F ~ 113°F (-20°C ~ 45°C)
	Humidity : 5 % ~ 95 %, non-condensing

#### **Plug and Play Capability**

This monitor can be installed on any Plug & Play compatible system. The interaction of the monitor and the computer systems will provide the best operating conditions and monitor settings. In most cases, the monitor installation will proceed automatically, unless the user wishes to select alternate settings.

#### **Dot Acceptable**

TFT-LCD panels manufactured by using advanced semiconductor technology with precision of 1ppm (one millionth) above are used for this product. But the pixels of RED, GREEN, BLUE and WHITE color appear to be bright sometimes or some black pixels may be seen. This is not from bad quality and you can use it without any problems.



#### **Note**

Design and specifications are subject to change without prior notice.



#### **Class B Equipment (Information Communication equipment for residential use)**

This product complies with the Electromagnetic Compatibility Directives for residential use and can be used in all areas including common residential areas. (Class B equipment emits less electromagnetic waves than Class A equipment.)

# Specifications

---

## **PowerSaver**

This monitor has a built-in power management system called PowerSaver. This system saves energy by switching your monitor to low-power mode when it has not been used for a certain amount of time. The monitor automatically returns to normal operation when you press a key on the keyboard. For energy conservation, turn your monitor OFF when it is not needed, or when leaving it unattended for long periods. The PowerSaver system operates with a VESA DPM compliant video card installed in your computer. Use the software utility installed on your computer to set up this feature.

<b>State</b>	<b>Normal Operation</b>	<b>Power saving mode</b>	<b>Power off (Power button) EPA/ENERGY 2000</b>
Power Indicator	On	Blinking	Off
Power Consumption	25 watts	Less than 1 watts	Less than 1 watts



This monitor is EPA ENERGY STAR<sup>®</sup> compliant and ENERGY 2000 compliant when used with a computer equipped with VESA DPM functionality.

As an ENERGY STAR<sup>®</sup> Partner, SAMSUNG has determined that this product meets the ENERGY STAR<sup>®</sup> guidelines for energy efficiency.

# Specifications

## Preset Timing Modes

If the signal transferred from the computer is the same as the following Preset Timing Modes, the screen will be adjusted automatically. However, if the signal differs, the screen may go blank while the power LED is on. Refer to the video card manual and adjusts the screen as follows.

Display Mode	Horizontal Frequency (kHz)	Vertical Frequency (Hz)	Pixel Clock (MHz)	Sync Polarity (H/V)
IBM, 720 x 400	31.469	70.087	28.322	-/+
MAC, 640 x 480	35.000	66.667	30.240	-/-
MAC, 832 x 624	49.726	74.551	57.284	-/-
MAC, 1152 x 870	68.681	75.062	100.000	-/-
VESA, 640 x 480	31.469	59.940	25.175	-/-
VESA, 640 x 480	37.861	72.809	31.500	-/-
VESA, 640 x 480	37.500	75.000	31.500	-/-
VESA, 800 x 600	35.156	56.250	36.000	+/+
VESA, 800 x 600	37.879	60.317	40.000	+/+
VESA, 800 x 600	48.077	72.188	50.000	+/+
VESA, 800 x 600	46.875	75.000	49.500	+/+
VESA, 1024 x 768	48.363	60.004	65.000	-/-
VESA, 1024 x 768	56.476	70.069	75.000	-/-
VESA, 1024 x 768	60.023	75.029	78.750	+/+
VESA, 1152 x 864	67.500	75.000	108.000	+/+
VESA, 1280 x 800	49.702	59.810	83.50	-/+
VESA, 1280 x 800	62.795	74.934	106.500	-/+
VESA, 1440 x 900	55.935	59.887	106.500	-/+
VESA, 1440 x 900	70.635	74.984	136.750	-/+
VESA, 1600 x 900	60.000	60.000	108.000	+/+

### Horizontal Frequency

The time to scan one line connecting the right edge to the left edge of the screen horizontally is called the Horizontal Cycle and the inverse number of the Horizontal Cycle is called the Horizontal Frequency. Unit: kHz

### Vertical Frequency

Like a fluorescent lamp, the screen has to repeat the same image many times per second to display an image to the user. The frequency of this repetition is called the Vertical Frequency or Refresh Rate. Unit: Hz



# Specifications

---

## General

### General

Model Name SyncMaster 2043SWXPLUS

### LCD Panel

Size 20 inch (50 cm)

Display area 442.8 mm(H) X 249.075 mm(V)

Pixel Pitch 0.2768 mm(H) X 0.2768 mm(V)

### Synchronization

Horizontal 30 ~ 81 kHz

Vertical 56 ~ 75 Hz

### Display Color

16.7M

### Resolution

Optimum resolution 1600 X 900@60Hz

Maximum resolution 1600 X 900@60Hz

### Input Signal, Terminated

RGB Analog, DVI(Digital Visual Interface) Compliant Digital RGB

0.7 Vp-p  $\pm$  5 %

Separate H/V sync, Composite, SOG

TTL level (V high  $\geq$  2.0 V, V low  $\leq$  0.8 V)

### Maximum Pixel Clock

150MHz (Analog,Digital)

### Power Supply

AC 100 - 240 V $\sim$  (+/- 10 %), 50/60 Hz  $\pm$  3 Hz

### Signal Cable

15pin-to-15pin D-sub cable, Detachable

DVI-D to DVI-D connector, Detachable

### Dimensions (W x H x D) / Weight (Simple Stand)

479.0 x 306.0 x 71.3 mm ( 18.9 x 12.0 x 2.6 inch) (Without Stand)

479.0 x 392.4 x 217.5 mm ( 18.9 x 15.45 x 8.6 inch) (With Stand)/ 4.5 kg (9.9 lbs)

### Dimensions (W x H x D) / Weight (HAS Stand)

479.0 x 306.0 x 71.3 mm ( 18.9 x 12.0 x 2.6 inch) (Without Stand)

479.0 x 363.4 x 200.0 mm ( 18.9 x 14.3 x 7.9 inch) (With Stand)/ 5.45 kg (11.9 lbs)

### Dimensions (W x H x D) / Weight (Dual Hinge Stand)

479.0 x 306.0 x 71.3 mm ( 18.9 x 12.0 x 2.6 inch) (Without Stand)

479.0 x 417.2 x 231 mm ( 18.9 x 16.4 x 9.1 inch) (With Stand)/ 5.55 kg (11.2 lbs)

#### **VESA Mounting Interface**

75.0 mm x 75.0 mm

#### **Environmental considerations**

Operating	Temperature : 50°F ~ 104°F (10°C ~ 40°C)
	Humidity : 10 % ~ 80 %, non-condensing
Storage	Temperature : -4°F ~ 113°F (-20°C ~ 45°C)
	Humidity : 5 % ~ 95 %, non-condensing

#### **Plug and Play Capability**

This monitor can be installed on any Plug & Play compatible system. The interaction of the monitor and the computer systems will provide the best operating conditions and monitor settings. In most cases, the monitor installation will proceed automatically, unless the user wishes to select alternate settings.

#### **Dot Acceptable**

TFT-LCD panels manufactured by using advanced semiconductor technology with precision of 1ppm (one millionth) above are used for this product. But the pixels of RED, GREEN, BLUE and WHITE color appear to be bright sometimes or some black pixels may be seen. This is not from bad quality and you can use it without any problems.



#### **Note**

Design and specifications are subject to change without prior notice.



#### **Class B Equipment (Information Communication equipment for residential use)**

This product complies with the Electromagnetic Compatibility Directives for residential use and can be used in all areas including common residential areas. (Class B equipment emits less electromagnetic waves than Class A equipment.)

# Specifications

---

## **PowerSaver**

This monitor has a built-in power management system called PowerSaver. This system saves energy by switching your monitor to low-power mode when it has not been used for a certain amount of time. The monitor automatically returns to normal operation when you press a key on the keyboard. For energy conservation, turn your monitor OFF when it is not needed, or when leaving it unattended for long periods. The PowerSaver system operates with a VESA DPM compliant video card installed in your computer. Use the software utility installed on your computer to set up this feature.

<b>State</b>	<b>Normal Operation</b>	<b>Power saving mode</b>	<b>Power off (Power button) EPA/ENERGY 2000</b>
Power Indicator	On	Blinking	Off
Power Consumption	25 watts	Less than 1 watts	Less than 1 watts



This monitor is EPA ENERGY STAR<sup>®</sup> compliant and ENERGY 2000 compliant when used with a computer equipped with VESA DPM functionality.

As an ENERGY STAR<sup>®</sup> Partner, SAMSUNG has determined that this product meets the ENERGY STAR<sup>®</sup> guidelines for energy efficiency.

# Specifications

## Preset Timing Modes

If the signal transferred from the computer is the same as the following Preset Timing Modes, the screen will be adjusted automatically. However, if the signal differs, the screen may go blank while the power LED is on. Refer to the video card manual and adjusts the screen as follows.

Display Mode	Horizontal Frequency (kHz)	Vertical Frequency (Hz)	Pixel Clock (MHz)	Sync Polarity (H/V)
IBM, 720 x 400	31.469	70.087	28.322	-/+
MAC, 640 x 480	35.000	66.667	30.240	-/-
MAC, 832 x 624	49.726	74.551	57.284	-/-
MAC, 1152 x 870	68.681	75.062	100.000	-/-
VESA, 640 x 480	31.469	59.940	25.175	-/-
VESA, 640 x 480	37.861	72.809	31.500	-/-
VESA, 640 x 480	37.500	75.000	31.500	-/-
VESA, 800 x 600	35.156	56.250	36.000	+/+
VESA, 800 x 600	37.879	60.317	40.000	+/+
VESA, 800 x 600	48.077	72.188	50.000	+/+
VESA, 800 x 600	46.875	75.000	49.500	+/+
VESA, 1024 x 768	48.363	60.004	65.000	-/-
VESA, 1024 x 768	56.476	70.069	75.000	-/-
VESA, 1024 x 768	60.023	75.029	78.750	+/+
VESA, 1152 x 864	67.500	75.000	108.000	+/+
VESA, 1280 x 800	49.702	59.810	83.50	-/+
VESA, 1280 x 800	62.795	74.934	106.500	-/+
VESA, 1440 x 900	55.935	59.887	106.500	-/+
VESA, 1440 x 900	70.635	74.984	136.750	-/+
VESA, 1600 x 900	60.000	60.000	108.000	+/+

### Horizontal Frequency

The time to scan one line connecting the right edge to the left edge of the screen horizontally is called the Horizontal Cycle and the inverse number of the Horizontal Cycle is called the Horizontal Frequency. Unit: kHz

### Vertical Frequency

Like a fluorescent lamp, the screen has to repeat the same image many times per second to display an image to the user. The frequency of this repetition is called the Vertical Frequency or Refresh Rate. Unit: Hz





# Specifications

---

## General

### General

Model Name SyncMaster 2043WM

### LCD Panel

Size 20 inch (51 cm)

Display area 433.44 mm (H) x 270.9 mm (V)

Pixel Pitch 0.258 mm (H) x 0.258 mm (V)

### Synchronization

Horizontal 30 ~ 81 kHz

Vertical 56 ~ 75 Hz

### Display Color

16.7M

### Resolution

Optimum resolution 1680 x 1050@60 Hz

Maximum resolution 1680 x 1050@60 Hz

### Input Signal, Terminated

RGB Analog, DVI(Digital Visual Interface) Compliant Digital RGB

0.7 Vp-p  $\pm$  5 %

Separate H/V sync, Composite, SOG

TTL level (V high  $\geq$  2.0 V, V low  $\leq$  0.8 V)

### Maximum Pixel Clock

146 MHz (Analog, Digital)

### Power Supply

AC 100 - 240 V $\sim$  (+/- 10 %), 50/60 Hz  $\pm$  3 Hz

### Signal Cable

15pin - to - 15pin D-sub cable, Detachable

DVI-D to DVI-D connector, Detachable

### Audio Signal

Audio Input 1pin , PC Audio Signal Input

Audio Output 1pin , Earphone Connector

Speaker 1Watt x 2

### Dimensions (W x H x D) / Weight (Simple Stand)

469.3 x 327.8 x 72.3 mm / 18.5 x 12.9 x 2.8 inch (Without Stand)

469.3 x 393.8 x 217.5 mm / 18.5 x 15.5 x 8.6 inch (With Stand), 4.45 kg / 9.8 lbs

**Dimensions (W x H x D) / Weight (HAS Stand)**

469.3 x 327.8 x 69.4 mm / 18.5 x 12.9 x 2.7 inch (Without Stand)

469.3 x 364.4 x 200.0 mm / 18.5 x 14.3 x 7.9 inch (With Stand), 6.05 kg / 13.3 lbs

**VESA Mounting Interface**

75.0 mm x 75.0 mm

**Environmental considerations**

Operating	Temperature : 50°F ~ 104°F (10°C ~ 40°C)
	Humidity : 10 % ~ 80 %, non-condensing
Storage	Temperature : -4°F ~ 113°F (-20°C ~ 45°C)
	Humidity : 5 % ~ 95 %, non-condensing

**Plug and Play Capability**

This monitor can be installed on any Plug & Play compatible system. The interaction of the monitor and the computer systems will provide the best operating conditions and monitor settings. In most cases, the monitor installation will proceed automatically, unless the user wishes to select alternate settings.

**Dot Acceptable**

TFT-LCD panels manufactured by using advanced semiconductor technology with precision of 1ppm (one millionth) above are used for this product. But the pixels of RED, GREEN, BLUE and WHITE color appear to be bright sometimes or some black pixels may be seen. This is not from bad quality and you can use it without any problems.



**Note**

Design and specifications are subject to change without prior notice.



**Class B Equipment (Information Communication equipment for residential use)**

This product complies with the Electromagnetic Compatibility Directives for residential use and can be used in all areas including common residential areas. (Class B equipment emits less electromagnetic waves than Class A equipment.)

# Specifications

## PowerSaver

This monitor has a built-in power management system called PowerSaver. This system saves energy by switching your monitor to low-power mode when it has not been used for a certain amount of time. The monitor automatically returns to normal operation when you press a key on the keyboard. For energy conservation, turn your monitor OFF when it is not needed, or when leaving it unattended for long periods. The PowerSaver system operates with a VESA DPM compliant video card installed on your computer. Use the software utility installed on your computer to set up this feature.

State	Normal Operation	Power saving mode	Power off (Power button) EPA/ENERGY 2000
Power Indicator	Blue	Blue blinking	Off
Power Consumption	42 watts	Less than 1 watts	Less than 1 watts



This monitor is EPA ENERGY STAR<sup>®</sup> compliant and ENERGY2000 compliant when used with a computer equipped with VESA DPM functionality.

As an ENERGY STAR<sup>®</sup> Partner, SAMSUNG has determined that this product meets the ENERGY STAR<sup>®</sup> guidelines for energy efficiency.

# Specifications

## Preset Timing Modes

If the signal transferred from the computer is the same as the following Preset Timing Modes, the screen will be adjusted automatically. However, if the signal differs, the screen may go blank while the power LED is on. Refer to the video card manu: and adjusts the screen as follows.

Display Mode	Horizontal Frequency (kHz)	Vertical Frequency (Hz)	Pixel Clock (MHz)	Sync Polarity (H/V)
IBM, 640 x 350	31.469	70.086	25.175	+/-
IBM, 640 x 480	31.469	59.940	25.175	-/-
IBM, 720 x 400	31.469	70.087	28.322	-/+
MAC, 640 x 480	35.000	66.667	30.240	-/-
MAC, 832 x 624	49.726	74.551	57.284	-/-
MAC, 1152 x 870	68.681	75.062	100.000	-/-
VESA, 640 x 480	37.861	72.809	31.500	-/-
VESA, 640 x 480	37.500	75.000	31.500	-/-
VESA, 800 x 600	35.156	56.250	36.000	+/+
VESA, 800 x 600	37.879	60.317	40.000	+/+
VESA, 800 x 600	48.077	72.188	50.000	+/+
VESA, 800 x 600	46.875	75.000	49.500	+/+
VESA, 1024 x 768	48.363	60.004	65.000	-/-
VESA, 1024 x 768	56.476	70.069	75.000	-/-
VESA, 1024 x 768	60.023	75.029	78.750	+/+
VESA, 1152 x 864	67.500	75.000	108.000	+/+
VESA, 1280 X 960	60.000	60.000	108.000	+/+
VESA, 1680 X 1050	64.674	59.883	119.000	+/-

### Horizontal Frequency

The time to scan one line connecting the right edge to the left edge of the screen horizontally is called the Horizontal Cycle and the inverse number of the Horizontal Cycle is called the Horizontal Frequency. Unit: kHz

### Vertical Frequency

Like a fluorescent lamp, the screen has to repeat the same image many times per second to display an image to the user. The frequency of this repetition is called the Vertical Frequency or Refresh Rate. Unit: Hz



# Specifications

---

## General

### General

Model Name SyncMaster 2243BW

### LCD Panel

Size 22 inch (55 cm)

Display area 473.76 mm (H) x 296.1 mm (V)

Pixel Pitch 0.282 mm (H) x 0.282 mm (V)

### Synchronization

Horizontal 30 ~ 81 kHz

Vertical 56 ~ 75 Hz

### Display Color

16.7M

### Resolution

Optimum resolution 1680 x 1050@60 Hz

Maximum resolution 1680 x 1050@60 Hz

### Input Signal, Terminated

RGB Analog, DVI(Digital Visual Interface) Compliant Digital RGB

0.7 Vp-p  $\pm$  5 %

Separate H/V sync, Composite, SOG

TTL level (V high  $\geq$  2.0 V, V low  $\leq$  0.8 V)

### Maximum Pixel Clock

146 MHz (Analog, Digital)

### Power Supply

AC 100 - 240 V $\sim$  (+/- 10 %), 50/60 Hz  $\pm$  3 Hz

### Signal Cable

15pin - to - 15pin D-sub cable, Detachable

DVI-D to DVI-D connector, Detachable

### Dimensions (W x H x D) / Weight (Simple Stand)

505.5 x 331.5 x 72.0 mm / 19.9 x 13.1 x 2.8 inch (Without Stand)

505.5 x 417.2 x 217.5 mm / 19.9 x 16.4 x 8.6 inch (With Stand), 5.35 kg / 11.8 lbs

### Dimensions (W x H x D) / Weight (HAS Stand)

505.5 x 331.5 x 67.6 mm / 19.9 x 13.1 x 2.7 inch (Without Stand)

505.5 x 375.4 x 200.0 mm / 19.9 x 14.8 x 7.9 inch (With Stand), 6.35 kg / 14.0 lbs

### VESA Mounting Interface

100.0 mm x 100.0 mm

### Environmental considerations

Operating	Temperature : 50°F ~ 104°F (10°C ~ 40°C)
	Humidity : 10 % ~ 80 %, non-condensing
Storage	Temperature : -4°F ~ 113°F (-20°C ~ 45°C)
	Humidity : 5 % ~ 95 %, non-condensing

### Plug and Play Capability

This monitor can be installed on any Plug & Play compatible system. The interaction of the monitor and the computer systems will provide the best operating conditions and monitor settings. In most cases, the monitor installation will proceed automatically, unless the user wishes to select alternate settings.

### Dot Acceptable

TFT-LCD panels manufactured by using advanced semiconductor technology with precision of 1ppm (one millionth) above are used for this product. But the pixels of RED, GREEN, BLUE and WHITE color appear to be bright sometimes or some black pixels may be seen. This is not from bad quality and you can use it without any problems.

#### **Note**

Design and specifications are subject to change without prior notice.

#### **Class B Equipment (Information Communication equipment for residential use)**

This product complies with the Electromagnetic Compatibility Directives for residential use and can be used in all areas including common residential areas. (Class B equipment emits less electromagnetic waves than Class A equipment.)

# Specifications

---

## **PowerSaver**

This monitor has a built-in power management system called PowerSaver. This system saves energy by switching your monitor to low-power mode when it has not been used for a certain amount of time. The monitor automatically returns to normal operation when you press a key on the keyboard. For energy conservation, turn your monitor OFF when it is not needed, or when leaving it unattended for long periods. The PowerSaver system operates with a VESA DPM compliant video card installed in your computer. Use the software utility installed on your computer to set up this feature.

<b>State</b>	<b>Normal Operation</b>	<b>Power saving mode</b>	<b>Power off (Power button) EPA/ENERGY 2000</b>
Power Indicator	Blue	Blue blinking	Off
Power Consumption	45 watts	Less than 1 watts	Less than 1 watts



This monitor is EPA ENERGY STAR<sup>®</sup> compliant and ENERGY2000 compliant when used with a computer equipped with VESA DPM functionality.

As an ENERGY STAR<sup>®</sup> Partner, SAMSUNG has determined that this product meets the ENERGY STAR<sup>®</sup> guidelines for energy efficiency.

# Specifications

## Preset Timing Modes

If the signal transferred from the computer is the same as the following Preset Timing Modes, the screen will be adjusted automatically. However, if the signal differs, the screen may go blank while the power LED is on. Refer to the video card manual and adjusts the screen as follows.

Display Mode	Horizontal Frequency (kHz)	Vertical Frequency (Hz)	Pixel Clock (MHz)	Sync Polarity (H/V)
IBM, 720 x 400	31.469	70.087	28.322	-/+
MAC, 640 x 480	35.000	66.667	30.240	-/-
MAC, 832 x 624	49.726	74.551	57.284	-/-
MAC, 1152 x 870	68.681	75.062	100.000	-/-
VESA, 640 x 480	31.469	59.94	25.175	-/-
VESA, 640 x 480	37.861	72.809	31.500	-/-
VESA, 640 x 480	37.500	75.000	31.500	-/-
VESA, 800 x 600	35.156	56.250	36.000	+/+
VESA, 800 x 600	37.879	60.317	40.000	+/+
VESA, 800 x 600	48.077	72.188	50.000	+/+
VESA, 800 x 600	46.875	75.000	49.500	+/+
VESA, 1024 x 768	48.363	60.004	65.000	-/-
VESA, 1024 x 768	56.476	70.069	75.000	-/-
VESA, 1024 x 768	60.023	75.029	78.750	+/+
VESA, 1152 x 864	67.500	75.000	108.000	+/+
VESA, 1280 x 800	49.702	59.810	83.500	-/+
VESA, 1280 x 960	60.000	60.000	108.000	+/+
VESA, 1280 x 1024	63.981	60.020	108.000	+/+
VESA, 1280 x 1024	79.976	75.025	135.000	+/+
VESA, 1440 x 900	55.935	59.887	106.500	-/+
VESA, 1440 x 900	70.635	74.984	136.750	-/+
VESA, 1680 x 1050	65.290	59.954	146.250	-/+

### Horizontal Frequency

The time to scan one line connecting the right edge to the left edge of the screen horizontally is called the Horizontal Cycle and the inverse number of the Horizontal Cycle is called the Horizontal Frequency. Unit: kHz

### Vertical Frequency

Like a fluorescent lamp, the screen has to repeat the same image many times per second to display an image to the user. The frequency of this repetition is called the Vertical Frequency or Refresh Rate. Unit: Hz





# Specifications

---

## General

### General

Model Name SyncMaster 2243BWPLUS

### LCD Panel

Size 22 inch (55 cm)

Display area 473.76 mm (H) x 296.1 mm (V)

Pixel Pitch 0.282 mm (H) x 0.282 mm (V)

### Synchronization

Horizontal 30 ~ 81 kHz

Vertical 56 ~ 75 Hz

### Display Color

16.7M

### Resolution

Optimum resolution 1680 x 1050@60 Hz

Maximum resolution 1680 x 1050@60 Hz

### Input Signal, Terminated

RGB Analog, DVI(Digital Visual Interface) Compliant Digital RGB

0.7 V<sub>p-p</sub> ± 5 %

Separate H/V sync, Composite, SOG

TTL level (V high ≥ 2.0 V, V low ≤ 0.8 V)

### Maximum Pixel Clock

146 MHz (Analog, Digital)

### Power Supply

AC 100 - 240 V~ (+/- 10 %), 50/60 Hz ± 3 Hz

### Signal Cable

15pin - to - 15pin D-sub cable, Detachable

DVI-D to DVI-D connector, Detachable

### Dimensions (W x H x D) / Weight (Simple Stand)

505.5 x 331.5 x 72.0 mm / 19.9 x 13.1 x 2.8 inch (Without Stand)

505.5 x 417.2 x 217.5 mm / 19.9 x 16.4 x 8.6 inch (With Stand), 5.35 kg / 11.8 lbs

### Dimensions (W x H x D) / Weight (HAS Stand)

505.5 x 331.5 x 67.6 mm / 19.9 x 13.1 x 2.7 inch (Without Stand)

505.5 x 375.4 x 200.0 mm / 19.9 x 14.8 x 7.9 inch (With Stand), 6.35 kg / 14.0 lbs

### VESA Mounting Interface

100.0 mm x 100.0 mm

### Environmental considerations

Operating	Temperature : 50°F ~ 104°F (10°C ~ 40°C)
	Humidity : 10 % ~ 80 %, non-condensing
Storage	Temperature : -4°F ~ 113°F (-20°C ~ 45°C)
	Humidity : 5 % ~ 95 %, non-condensing

### Plug and Play Capability

This monitor can be installed on any Plug & Play compatible system. The interaction of the monitor and the computer systems will provide the best operating conditions and monitor settings. In most cases, the monitor installation will proceed automatically, unless the user wishes to select alternate settings.

### Dot Acceptable

TFT-LCD panels manufactured by using advanced semiconductor technology with precision of 1ppm (one millionth) above are used for this product. But the pixels of RED, GREEN, BLUE and WHITE color appear to be bright sometimes or some black pixels may be seen. This is not from bad quality and you can use it without any problems.

#### **Note**

Design and specifications are subject to change without prior notice.

#### **Class B Equipment (Information Communication equipment for residential use)**

This product complies with the Electromagnetic Compatibility Directives for residential use and can be used in all areas including common residential areas. (Class B equipment emits less electromagnetic waves than Class A equipment.)

# Specifications

---

## **PowerSaver**

This monitor has a built-in power management system called PowerSaver. This system saves energy by switching your monitor to low-power mode when it has not been used for a certain amount of time. The monitor automatically returns to normal operation when you press a key on the keyboard. For energy conservation, turn your monitor OFF when it is not needed, or when leaving it unattended for long periods. The PowerSaver system operates with a VESA DPM compliant video card installed in your computer. Use the software utility installed on your computer to set up this feature.

<b>State</b>	<b>Normal Operation</b>	<b>Power saving mode</b>	<b>Power off (Power button) EPA/ENERGY 2000</b>
Power Indicator	Blue	Blue blinking	Off
Power Consumption	45 watts	Less than 1 watts	Less than 1 watts



This monitor is EPA ENERGY STAR<sup>®</sup> compliant and ENERGY2000 compliant when used with a computer equipped with VESA DPM functionality.

As an ENERGY STAR<sup>®</sup> Partner, SAMSUNG has determined that this product meets the ENERGY STAR<sup>®</sup> guidelines for energy efficiency.

# Specifications

## Preset Timing Modes

If the signal transferred from the computer is the same as the following Preset Timing Modes, the screen will be adjusted automatically. However, if the signal differs, the screen may go blank while the power LED is on. Refer to the video card manual and adjusts the screen as follows.

Display Mode	Horizontal Frequency (kHz)	Vertical Frequency (Hz)	Pixel Clock (MHz)	Sync Polarity (H/V)
IBM, 720 x 400	31.469	70.087	28.322	-/+
MAC, 640 x 480	35.000	66.667	30.240	-/-
MAC, 832 x 624	49.726	74.551	57.284	-/-
MAC, 1152 x 870	68.681	75.062	100.000	-/-
VESA, 640 x 480	31.469	59.94	25.175	-/-
VESA, 640 x 480	37.861	72.809	31.500	-/-
VESA, 640 x 480	37.500	75.000	31.500	-/-
VESA, 800 x 600	35.156	56.250	36.000	+/+
VESA, 800 x 600	37.879	60.317	40.000	+/+
VESA, 800 x 600	48.077	72.188	50.000	+/+
VESA, 800 x 600	46.875	75.000	49.500	+/+
VESA, 1024 x 768	48.363	60.004	65.000	-/-
VESA, 1024 x 768	56.476	70.069	75.000	-/-
VESA, 1024 x 768	60.023	75.029	78.750	+/+
VESA, 1152 x 864	67.500	75.000	108.000	+/+
VESA, 1280 x 800	49.702	59.810	83.500	-/+
VESA, 1280 x 960	60.000	60.000	108.000	+/+
VESA, 1280 x 1024	63.981	60.020	108.000	+/+
VESA, 1280 x 1024	79.976	75.025	135.000	+/+
VESA, 1440 x 900	55.935	59.887	106.500	-/+
VESA, 1440 x 900	70.635	74.984	136.750	-/+
VESA, 1680 x 1050	65.290	59.954	146.250	-/+

### Horizontal Frequency

The time to scan one line connecting the right edge to the left edge of the screen horizontally is called the Horizontal Cycle and the inverse number of the Horizontal Cycle is called the Horizontal Frequency. Unit: kHz

### Vertical Frequency

Like a fluorescent lamp, the screen has to repeat the same image many times per second to display an image to the user. The frequency of this repetition is called the Vertical Frequency or Refresh Rate. Unit: Hz



# Specifications

---

## General

### General

Model Name SyncMaster 2243BWT

### LCD Panel

Size 22 inch (55 cm)

Display area 473.76 mm (H) x 296.1 mm (V)

Pixel Pitch 0.282 mm (H) x 0.282 mm (V)

### Synchronization

Horizontal 30 ~ 81 kHz

Vertical 56 ~ 75 Hz

### Display Color

16.7M

### Resolution

Optimum resolution 1680 X 1050@60 Hz

Maximum resolution 1680 X 1050@60 Hz

### Input Signal, Terminated

RGB Analog, DVI(Digital Visual Interface) Compliant Digital RGB

0.7 Vp-p  $\pm$  5 %

Separate H/V sync, Composite, SOG

TTL level (V high  $\geq$  2.0 V, V low  $\leq$  0.8 V)

### Maximum Pixel Clock

146 MHz (Analog, Digital)

### Power Supply

AC 100 - 240 V $\sim$  (+/- 10 %), 50/60 Hz  $\pm$  3 Hz

### Signal Cable

15pin - to - 15pin D-sub cable, Detachable

DVI-D to DVI-D connector, Detachable

### Dimensions (W x H x D) / Weight (Simple Stand)

505.5 x 331.5 x 72.0 mm (19.9 x 13.1 x 2.8inch) (Without Stand)

505.5 x 417.2 x 217.5 mm (19.9 x 16.4 x 8.6 inch) (With Stand)/5.35 kg (11.8 lbs)

### Dimensions (W x H x D) / Weight (HAS Stand)

505.5 x 331.5 x 67.6 mm (19.9 x 13.1 x 2.7 inch) (Without Stand)

505.5 x 375.4 x 200.0 mm (19.9 x 14.8 x 7.9 inch) (With Stand)/6.35 kg (14.0 lbs)

### VESA Mounting Interface

100.0 mm x 100.0 mm

### Environmental considerations

Operating	Temperature : 50°F ~ 104°F (10°C ~ 40°C)
	Humidity : 10 % ~ 80 %, non-condensing
Storage	Temperature : -4°F ~ 113°F (-20°C ~ 45°C)
	Humidity : 5 % ~ 95 %, non-condensing

### Plug and Play Capability

This monitor can be installed on any Plug & Play compatible system. The interaction of the monitor and the computer systems will provide the best operating conditions and monitor settings. In most cases, the monitor installation will proceed automatically, unless the user wishes to select alternate settings.

### Dot Acceptable

TFT-LCD panels manufactured by using advanced semiconductor technology with precision of 1ppm (one millionth) above are used for this product. But the pixels of RED, GREEN, BLUE and WHITE color appear to be bright sometimes or some black pixels may be seen. This is not from bad quality and you can use it without any problems.



#### **Note**

Design and specifications are subject to change without prior notice.



#### **Class B Equipment (Information Communication equipment for residential use)**

This product complies with the Electromagnetic Compatibility Directives for residential use and can be used in all areas including common residential areas. (Class B equipment emits less electromagnetic waves than Class A equipment.)

# Specifications

---

## **PowerSaver**

This monitor has a built-in power management system called PowerSaver. This system saves energy by switching your monitor to low-power mode when it has not been used for a certain amount of time. The monitor automatically returns to normal operation when you press a key on the keyboard. For energy conservation, turn your monitor OFF when it is not needed, or when leaving it unattended for long periods. The PowerSaver system operates with a VESA DPM compliant video card installed in your computer. Use the software utility installed on your computer to set up this feature.

<b>State</b>	<b>Normal Operation</b>	<b>Power saving mode</b>	<b>Power off (Power button) EPA/ENERGY 2000</b>
Power Indicator	On	Blinking	Off
Power Consumption	45 watts	Less than 1 watts	Less than 1 watts



This monitor is EPA ENERGY STAR<sup>®</sup> compliant and ENERGY2000 compliant when used with a computer equipped with VESA DPM functionality.

As an ENERGY STAR<sup>®</sup> Partner, SAMSUNG has determined that this product meets the ENERGY STAR<sup>®</sup> guidelines for energy efficiency.

# Specifications

## Preset Timing Modes

If the signal transferred from the computer is the same as the following Preset Timing Modes, the screen will be adjusted automatically. However, if the signal differs, the screen may go blank while the power LED is on. Refer to the video card manual and adjusts the screen as follows.

Display Mode	Horizontal Frequency (kHz)	Vertical Frequency (Hz)	Pixel Clock (MHz)	Sync Polarity (H/V)
IBM, 720 x 400	31.469	70.087	28.322	-/+
MAC, 640 x 480	35.000	66.667	30.240	-/-
MAC, 832 x 624	49.726	74.551	57.284	-/-
MAC, 1152 x 870	68.681	75.062	100.000	-/-
VESA, 640 x 480	31.469	59.94	25.175	-/-
VESA, 640 x 480	37.861	72.809	31.500	-/-
VESA, 640 x 480	37.500	75.000	31.500	-/-
VESA, 800 x 600	35.156	56.250	36.000	+/+
VESA, 800 x 600	37.879	60.317	40.000	+/+
VESA, 800 x 600	48.077	72.188	50.000	+/+
VESA, 800 x 600	46.875	75.000	49.500	+/+
VESA, 1024 x 768	48.363	60.004	65.000	-/-
VESA, 1024 x 768	56.476	70.069	75.000	-/-
VESA, 1024 x 768	60.023	75.029	78.750	+/+
VESA, 1152 x 864	67.500	75.000	108.000	+/+
VESA, 1280 x 800	49.702	59.810	83.500	-/+
VESA, 1280 x 960	60.000	60.000	108.000	+/+
VESA, 1280 x 1024	63.981	60.020	108.000	+/+
VESA, 1280 x 1024	79.976	75.025	135.000	+/+
VESA, 1440 x 900	55.935	59.887	106.500	-/+
VESA, 1440 x 900	70.635	74.984	136.750	-/+
VESA, 1680 x 1050	65.290	59.954	146.250	-/+

### Horizontal Frequency

The time to scan one line connecting the right edge to the left edge of the screen horizontally is called the Horizontal Cycle and the inverse number of the Horizontal Cycle is called the Horizontal Frequency. Unit: kHz



### Vertical Frequency

Like a fluorescent lamp, the screen has to repeat the same image many times per second to display an image to the user. The frequency of this repetition is called the Vertical Frequency or Refresh Rate. Unit: Hz



# Specifications

---

## General

### General

Model Name SyncMaster 2243BWTPLUS

### LCD Panel

Size 22 inch (55 cm)

Display area 473.76 mm (H) x 296.1 mm (V)

Pixel Pitch 0.282 mm (H) x 0.282 mm (V)

### Synchronization

Horizontal 30 ~ 81 kHz

Vertical 56 ~ 75 Hz

### Display Color

16.7M

### Resolution

Optimum resolution 1680 X 1050@60 Hz

Maximum resolution 1680 X 1050@60 Hz

### Input Signal, Terminated

RGB Analog, DVI(Digital Visual Interface) Compliant Digital RGB

0.7 Vp-p  $\pm$  5 %

Separate H/V sync, Composite, SOG

TTL level (V high  $\geq$  2.0 V, V low  $\leq$  0.8 V)

### Maximum Pixel Clock

146 MHz (Analog, Digital)

### Power Supply

AC 100 - 240 V $\sim$  (+/- 10 %), 50/60 Hz  $\pm$  3 Hz

### Signal Cable

15pin - to - 15pin D-sub cable, Detachable

DVI-D to DVI-D connector, Detachable

### Dimensions (W x H x D) / Weight (Simple Stand)

505.5 x 331.5 x 72.0 mm (19.9 x 13.1 x 2.8inch) (Without Stand)

505.5 x 417.2 x 217.5 mm (19.9 x 16.4 x 8.6 inch) (With Stand)/5.35 kg (11.8 lbs)

### Dimensions (W x H x D) / Weight (HAS Stand)

505.5 x 331.5 x 67.6 mm (19.9 x 13.1 x 2.7 inch) (Without Stand)

505.5 x 375.4 x 200.0 mm (19.9 x 14.8 x 7.9 inch) (With Stand)/6.35 kg (14.0 lbs)

### VESA Mounting Interface

100.0 mm x 100.0 mm

### Environmental considerations

Operating	Temperature : 50°F ~ 104°F (10°C ~ 40°C)
	Humidity : 10 % ~ 80 %, non-condensing
Storage	Temperature : -4°F ~ 113°F (-20°C ~ 45°C)
	Humidity : 5 % ~ 95 %, non-condensing

### Plug and Play Capability

This monitor can be installed on any Plug & Play compatible system. The interaction of the monitor and the computer systems will provide the best operating conditions and monitor settings. In most cases, the monitor installation will proceed automatically, unless the user wishes to select alternate settings.

### Dot Acceptable

TFT-LCD panels manufactured by using advanced semiconductor technology with precision of 1ppm (one millionth) above are used for this product. But the pixels of RED, GREEN, BLUE and WHITE color appear to be bright sometimes or some black pixels may be seen. This is not from bad quality and you can use it without any problems.



#### Note

Design and specifications are subject to change without prior notice.



#### Class B Equipment (Information Communication equipment for residential use)

This product complies with the Electromagnetic Compatibility Directives for residential use and can be used in all areas including common residential areas. (Class B equipment emits less electromagnetic waves than Class A equipment.)

# Specifications

---

## **PowerSaver**

This monitor has a built-in power management system called PowerSaver. This system saves energy by switching your monitor to low-power mode when it has not been used for a certain amount of time. The monitor automatically returns to normal operation when you press a key on the keyboard. For energy conservation, turn your monitor OFF when it is not needed, or when leaving it unattended for long periods. The PowerSaver system operates with a VESA DPM compliant video card installed in your computer. Use the software utility installed on your computer to set up this feature.

<b>State</b>	<b>Normal Operation</b>	<b>Power saving mode</b>	<b>Power off (Power button) EPA/ENERGY 2000</b>
Power Indicator	On	Blinking	Off
Power Consumption	45 watts	Less than 1 watts	Less than 1 watts



This monitor is EPA ENERGY STAR<sup>®</sup> compliant and ENERGY2000 compliant when used with a computer equipped with VESA DPM functionality.

As an ENERGY STAR<sup>®</sup> Partner, SAMSUNG has determined that this product meets the ENERGY STAR<sup>®</sup> guidelines for energy efficiency.

# Specifications

## Preset Timing Modes

If the signal transferred from the computer is the same as the following Preset Timing Modes, the screen will be adjusted automatically. However, if the signal differs, the screen may go blank while the power LED is on. Refer to the video card manual and adjusts the screen as follows.

Display Mode	Horizontal Frequency (kHz)	Vertical Frequency (Hz)	Pixel Clock (MHz)	Sync Polarity (H/V)
IBM, 720 x 400	31.469	70.087	28.322	-/+
MAC, 640 x 480	35.000	66.667	30.240	-/-
MAC, 832 x 624	49.726	74.551	57.284	-/-
MAC, 1152 x 870	68.681	75.062	100.000	-/-
VESA, 640 x 480	31.469	59.94	25.175	-/-
VESA, 640 x 480	37.861	72.809	31.500	-/-
VESA, 640 x 480	37.500	75.000	31.500	-/-
VESA, 800 x 600	35.156	56.250	36.000	+/+
VESA, 800 x 600	37.879	60.317	40.000	+/+
VESA, 800 x 600	48.077	72.188	50.000	+/+
VESA, 800 x 600	46.875	75.000	49.500	+/+
VESA, 1024 x 768	48.363	60.004	65.000	-/-
VESA, 1024 x 768	56.476	70.069	75.000	-/-
VESA, 1024 x 768	60.023	75.029	78.750	+/+
VESA, 1152 x 864	67.500	75.000	108.000	+/+
VESA, 1280 x 800	49.702	59.810	83.500	-/+
VESA, 1280 x 960	60.000	60.000	108.000	+/+
VESA, 1280 x 1024	63.981	60.020	108.000	+/+
VESA, 1280 x 1024	79.976	75.025	135.000	+/+
VESA, 1440 x 900	55.935	59.887	106.500	-/+
VESA, 1440 x 900	70.635	74.984	136.750	-/+
VESA, 1680 x 1050	65.290	59.954	146.250	-/+

### Horizontal Frequency

The time to scan one line connecting the right edge to the left edge of the screen horizontally is called the Horizontal Cycle and the inverse number of the Horizontal Cycle is called the Horizontal Frequency. Unit: kHz

### Vertical Frequency

Like a fluorescent lamp, the screen has to repeat the same image many times per second to display an image to the user. The frequency of this repetition is called the Vertical Frequency or Refresh Rate. Unit: Hz



# Specifications

---

## General

### General

Model Name SyncMaster 2243BWX

### LCD Panel

Size 22 inch (55 cm)

Display area 473.76 mm (H) x 296.1 mm (V)

Pixel Pitch 0.282 mm (H) x 0.282 mm (V)

### Synchronization

Horizontal 30 ~ 81 kHz

Vertical 56 ~ 75 Hz

### Display Color

16.7M

### Resolution

Optimum resolution 1680 x 1050@60 Hz

Maximum resolution 1680 x 1050@60 Hz

### Input Signal, Terminated

RGB Analog, DVI(Digital Visual Interface) Compliant Digital RGB

0.7 V<sub>p-p</sub> ± 5 %

Separate H/V sync, Composite, SOG

TTL level (V high ≥ 2.0 V, V low ≤ 0.8 V)

### Maximum Pixel Clock

146 MHz (Analog, Digital)

### Power Supply

AC 100 - 240 V<sub>~</sub> (+/- 10 %), 50/60 Hz ± 3 Hz

### Signal Cable

15pin - to - 15pin D-sub cable, Detachable

DVI-D to DVI-D connector, Detachable

### Dimensions (W x H x D) / Weight (Simple Stand)

505.5 x 331.5 x 72.0 mm / 19.9 x 13.1 x 2.8 inch (Without Stand)

505.5 x 417.2 x 217.5 mm / 19.9 x 16.4 x 8.6 inch (With Stand), 5.35 kg / 11.8 lbs

### Dimensions (W x H x D) / Weight (HAS Stand)

505.5 x 331.5 x 67.6 mm / 19.9 x 13.1 x 2.7 inch (Without Stand)

505.5 x 375.4 x 200.0 mm / 19.9 x 14.8 x 7.9 inch (With Stand), 6.35 kg / 14.0 lbs

### VESA Mounting Interface

100.0 mm x 100.0 mm

### Environmental considerations

Operating	Temperature : 50°F ~ 104°F (10°C ~ 40°C)
	Humidity : 10 % ~ 80 %, non-condensing
Storage	Temperature : -4°F ~ 113°F (-20°C ~ 45°C)
	Humidity : 5 % ~ 95 %, non-condensing

### Plug and Play Capability

This monitor can be installed on any Plug & Play compatible system. The interaction of the monitor and the computer systems will provide the best operating conditions and monitor settings. In most cases, the monitor installation will proceed automatically, unless the user wishes to select alternate settings.

### Dot Acceptable

TFT-LCD panels manufactured by using advanced semiconductor technology with precision of 1ppm (one millionth) above are used for this product. But the pixels of RED, GREEN, BLUE and WHITE color appear to be bright sometimes or some black pixels may be seen. This is not from bad quality and you can use it without any problems.



#### Note

Design and specifications are subject to change without prior notice.



#### Class B Equipment (Information Communication equipment for residential use)

This product complies with the Electromagnetic Compatibility Directives for residential use and can be used in all areas including common residential areas. (Class B equipment emits less electromagnetic waves than Class A equipment.)

# Specifications

---

## **PowerSaver**

This monitor has a built-in power management system called PowerSaver. This system saves energy by switching your monitor to low-power mode when it has not been used for a certain amount of time. The monitor automatically returns to normal operation when you press a key on the keyboard. For energy conservation, turn your monitor OFF when it is not needed, or when leaving it unattended for long periods. The PowerSaver system operates with a VESA DPM compliant video card installed in your computer. Use the software utility installed on your computer to set up this feature.

<b>State</b>	<b>Normal Operation</b>	<b>Power saving mode</b>	<b>Power off (Power button) EPA/ENERGY 2000</b>
Power Indicator	Blue	Blue blinking	Off
Power Consumption	45 watts	Less than 1 watts	Less than 1 watts



This monitor is EPA ENERGY STAR<sup>®</sup> compliant and ENERGY2000 compliant when used with a computer equipped with VESA DPM functionality.

As an ENERGY STAR<sup>®</sup> Partner, SAMSUNG has determined that this product meets the ENERGY STAR<sup>®</sup> guidelines for energy efficiency.

# Specifications

## Preset Timing Modes

If the signal transferred from the computer is the same as the following Preset Timing Modes, the screen will be adjusted automatically. However, if the signal differs, the screen may go blank while the power LED is on. Refer to the video card manual and adjusts the screen as follows.

Display Mode	Horizontal Frequency (kHz)	Vertical Frequency (Hz)	Pixel Clock (MHz)	Sync Polarity (H/V)
IBM, 720 x 400	31.469	70.087	28.322	-/+
MAC, 640 x 480	35.000	66.667	30.240	-/-
MAC, 832 x 624	49.726	74.551	57.284	-/-
MAC, 1152 x 870	68.681	75.062	100.000	-/-
VESA, 640 x 480	31.469	59.94	25.175	-/-
VESA, 640 x 480	37.861	72.809	31.500	-/-
VESA, 640 x 480	37.500	75.000	31.500	-/-
VESA, 800 x 600	35.156	56.250	36.000	+/+
VESA, 800 x 600	37.879	60.317	40.000	+/+
VESA, 800 x 600	48.077	72.188	50.000	+/+
VESA, 800 x 600	46.875	75.000	49.500	+/+
VESA, 1024 x 768	48.363	60.004	65.000	-/-
VESA, 1024 x 768	56.476	70.069	75.000	-/-
VESA, 1024 x 768	60.023	75.029	78.750	+/+
VESA, 1152 x 864	67.500	75.000	108.000	+/+
VESA, 1280 x 800	49.702	59.810	83.500	-/+
VESA, 1280 x 960	60.000	60.000	108.000	+/+
VESA, 1280 x 1024	63.981	60.020	108.000	+/+
VESA, 1280 x 1024	79.976	75.025	135.000	+/+
VESA, 1440 x 900	55.935	59.887	106.500	-/+
VESA, 1440 x 900	70.635	74.984	136.750	-/+
VESA, 1680 x 1050	65.290	59.954	146.250	-/+

### Horizontal Frequency

The time to scan one line connecting the right edge to the left edge of the screen horizontally is called the Horizontal Cycle and the inverse number of the Horizontal Cycle is called the Horizontal Frequency. Unit: kHz



### Vertical Frequency

Like a fluorescent lamp, the screen has to repeat the same image many times per second to display an image to the user. The frequency of this repetition is called the Vertical Frequency or Refresh Rate. Unit: Hz



# Specifications

---

## General

### General

Model Name SyncMaster 2243BWXPPLUS

### LCD Panel

Size 22 inch (55 cm)  
Display area 473.76 mm (H) x 296.1 mm (V)  
Pixel Pitch 0.282 mm (H) x 0.282 mm (V)

### Synchronization

Horizontal 30 ~ 81 kHz  
Vertical 56 ~ 75 Hz

### Display Color

16.7M

### Resolution

Optimum resolution 1680 x 1050@60 Hz  
Maximum resolution 1680 x 1050@60 Hz

### Input Signal, Terminated

RGB Analog, DVI(Digital Visual Interface) Compliant Digital RGB

0.7 Vp-p  $\pm$  5 %

Separate H/V sync, Composite, SOG

TTL level (V high  $\geq$  2.0 V, V low  $\leq$  0.8 V)

### Maximum Pixel Clock

146 MHz (Analog, Digital)

### Power Supply

AC 100 - 240 V $\sim$  (+/- 10 %), 50/60 Hz  $\pm$  3 Hz

### Signal Cable

15pin - to - 15pin D-sub cable, Detachable

DVI-D to DVI-D connector, Detachable

### Dimensions (W x H x D) / Weight (Simple Stand)

505.5 x 331.5 x 72.0 mm / 19.9 x 13.1 x 2.8 inch (Without Stand)

505.5 x 417.2 x 217.5 mm / 19.9 x 16.4 x 8.6 inch (With Stand), 5.35 kg / 11.8 lbs

### Dimensions (W x H x D) / Weight (HAS Stand)

505.5 x 331.5 x 67.6 mm / 19.9 x 13.1 x 2.7 inch (Without Stand)

505.5 x 375.4 x 200.0 mm / 19.9 x 14.8 x 7.9 inch (With Stand), 6.35 kg / 14.0 lbs

### VESA Mounting Interface

100.0 mm x 100.0 mm

### Environmental considerations

Operating	Temperature : 50°F ~ 104°F (10°C ~ 40°C)
	Humidity : 10 % ~ 80 %, non-condensing
Storage	Temperature : -4°F ~ 113°F (-20°C ~ 45°C)
	Humidity : 5 % ~ 95 %, non-condensing

### Plug and Play Capability

This monitor can be installed on any Plug & Play compatible system. The interaction of the monitor and the computer systems will provide the best operating conditions and monitor settings. In most cases, the monitor installation will proceed automatically, unless the user wishes to select alternate settings.

### Dot Acceptable

TFT-LCD panels manufactured by using advanced semiconductor technology with precision of 1ppm (one millionth) above are used for this product. But the pixels of RED, GREEN, BLUE and WHITE color appear to be bright sometimes or some black pixels may be seen. This is not from bad quality and you can use it without any problems.

#### **Note**

Design and specifications are subject to change without prior notice.

#### **Class B Equipment (Information Communication equipment for residential use)**

This product complies with the Electromagnetic Compatibility Directives for residential use and can be used in all areas including common residential areas. (Class B equipment emits less electromagnetic waves than Class A equipment.)

# Specifications

## PowerSaver

This monitor has a built-in power management system called PowerSaver. This system saves energy by switching your monitor to low-power mode when it has not been used for a certain amount of time. The monitor automatically returns to normal operation when you press a key on the keyboard. For energy conservation, turn your monitor OFF when it is not needed, or when leaving it unattended for long periods. The PowerSaver system operates with a VESA DPM compliant video card installed in your computer. Use the software utility installed on your computer to set up this feature.

State	Normal Operation	Power saving mode	Power off (Power button) EPA/ENERGY 2000
Power Indicator	Blue	Blue blinking	Off
Power Consumption	45 watts	Less than 1 watts	Less than 1 watts



This monitor is EPA ENERGY STAR<sup>®</sup> compliant and ENERGY2000 compliant when used with a computer equipped with VESA DPM functionality.

As an ENERGY STAR<sup>®</sup> Partner, SAMSUNG has determined that this product meets the ENERGY STAR<sup>®</sup> guidelines for energy efficiency.

# Specifications

## Preset Timing Modes

If the signal transferred from the computer is the same as the following Preset Timing Modes, the screen will be adjusted automatically. However, if the signal differs, the screen may go blank while the power LED is on. Refer to the video card manual and adjusts the screen as follows.

Display Mode	Horizontal Frequency (kHz)	Vertical Frequency (Hz)	Pixel Clock (MHz)	Sync Polarity (H/V)
IBM, 720 x 400	31.469	70.087	28.322	-/+
MAC, 640 x 480	35.000	66.667	30.240	-/-
MAC, 832 x 624	49.726	74.551	57.284	-/-
MAC, 1152 x 870	68.681	75.062	100.000	-/-
VESA, 640 x 480	31.469	59.94	25.175	-/-
VESA, 640 x 480	37.861	72.809	31.500	-/-
VESA, 640 x 480	37.500	75.000	31.500	-/-
VESA, 800 x 600	35.156	56.250	36.000	+/+
VESA, 800 x 600	37.879	60.317	40.000	+/+
VESA, 800 x 600	48.077	72.188	50.000	+/+
VESA, 800 x 600	46.875	75.000	49.500	+/+
VESA, 1024 x 768	48.363	60.004	65.000	-/-
VESA, 1024 x 768	56.476	70.069	75.000	-/-
VESA, 1024 x 768	60.023	75.029	78.750	+/+
VESA, 1152 x 864	67.500	75.000	108.000	+/+
VESA, 1280 x 800	49.702	59.810	83.500	-/+
VESA, 1280 x 960	60.000	60.000	108.000	+/+
VESA, 1280 x 1024	63.981	60.020	108.000	+/+
VESA, 1280 x 1024	79.976	75.025	135.000	+/+
VESA, 1440 x 900	55.935	59.887	106.500	-/+
VESA, 1440 x 900	70.635	74.984	136.750	-/+
VESA, 1680 x 1050	65.290	59.954	146.250	-/+

### Horizontal Frequency

The time to scan one line connecting the right edge to the left edge of the screen horizontally is called the Horizontal Cycle and the inverse number of the Horizontal Cycle is called the Horizontal Frequency. Unit: kHz

### Vertical Frequency

Like a fluorescent lamp, the screen has to repeat the same image many times per second to display an image to the user. The frequency of this repetition is called the Vertical Frequency or Refresh Rate. Unit: Hz



# Specifications

---

## General

### General

Model Name SyncMaster 2243EW

### LCD Panel

Size 22 inch (55 cm)

Display area 473.76 mm (H) x 296.1 mm (V)

Pixel Pitch 0.282 mm (H) x 0.282 mm (V)

### Synchronization

Horizontal 30 ~ 81 kHz

Vertical 56 ~ 75 Hz

### Display Color

16.7M

### Resolution

Optimum resolution 1680 x 1050@60 Hz

Maximum resolution 1680 x 1050@60 Hz

### Input Signal, Terminated

RGB Analog, DVI(Digital Visual Interface) Compliant Digital RGB

0.7 Vp-p  $\pm$  5 %

Separate H/V sync, Composite, SOG

TTL level (V high  $\geq$  2.0 V, V low  $\leq$  0.8 V)

### Maximum Pixel Clock

146 MHz (Analog, Digital)

### Power Supply

AC 100 - 240 V $\sim$  (+/- 10 %), 50/60 Hz  $\pm$  3 Hz

### Signal Cable

15pin - to - 15pin D-sub cable, Detachable

DVI-D to DVI-D connector, Detachable

### Dimensions (W x H x D) / Weight (Simple Stand)

505.5 x 331.5 x 72.0 mm (19.9 x 2.8 x 13.1 inch) (Without Stand)

505.5 x 417.2 x 217.5 mm (19.9 x 16.4 x 8.6 inch) (With Stand)/ 5.35 kg (11.8 lbs)

### Dimensions (W x H x D) / Weight (HAS Stand)

505.5 x 331.5 x 67.6 mm (19.9 x 13.1 x 2.7 inch) (Without Stand)

505.5 x 375.4 x 200.0 mm (19.9 x 14.8 x 7.9 inch) (With Stand)/ 6.35 kg (14.0 lbs)

### VESA Mounting Interface

100.0 mm x 100.0 mm

### Environmental considerations

Operating	Temperature : 50°F ~ 104°F (10°C ~ 40°C)
	Humidity : 10 % ~ 80 %, non-condensing
Storage	Temperature : -4°F ~ 113°F (-20°C ~ 45°C)
	Humidity : 5 % ~ 95 %, non-condensing

### Plug and Play Capability

This monitor can be installed on any Plug & Play compatible system. The interaction of the monitor and the computer systems will provide the best operating conditions and monitor settings. In most cases, the monitor installation will proceed automatically, unless the user wishes to select alternate settings.

### Dot Acceptable

TFT-LCD panels manufactured by using advanced semiconductor technology with precision of 1ppm (one millionth) above are used for this product. But the pixels of RED, GREEN, BLUE and WHITE color appear to be bright sometimes or some black pixels may be seen. This is not from bad quality and you can use it without any problems.

#### **Note**

Design and specifications are subject to change without prior notice.

#### **Class B Equipment (Information Communication equipment for residential use)**

This product complies with the Electromagnetic Compatibility Directives for residential use and can be used in all areas including common residential areas. (Class B equipment emits less electromagnetic waves than Class A equipment.)

# Specifications

---

## **PowerSaver**

This monitor has a built-in power management system called PowerSaver. This system saves energy by switching your monitor to low-power mode when it has not been used for a certain amount of time. The monitor automatically returns to normal operation when you press a key on the keyboard. For energy conservation, turn your monitor OFF when it is not needed, or when leaving it unattended for long periods. The PowerSaver system operates with a VESA DPM compliant video card installed in your computer. Use the software utility installed on your computer to set up this feature.

<b>State</b>	<b>Normal Operation</b>	<b>Power saving mode</b>	<b>Power off (Power button) EPA/ENERGY 2000</b>
Power Indicator	Blue	Blue blinking	Off
Power Consumption	30 watts	Less than 1 watts	Less than 1 watts



This monitor is EPA ENERGY STAR<sup>®</sup> compliant and ENERGY2000 compliant when used with a computer equipped with VESA DPM functionality.

As an ENERGY STAR<sup>®</sup> Partner, SAMSUNG has determined that this product meets the ENERGY STAR<sup>®</sup> guidelines for energy efficiency.

# Specifications

## Preset Timing Modes

If the signal transferred from the computer is the same as the following Preset Timing Modes, the screen will be adjusted automatically. However, if the signal differs, the screen may go blank while the power LED is on. Refer to the video card manual and adjusts the screen as follows.

Display Mode	Horizontal Frequency (kHz)	Vertical Frequency (Hz)	Pixel Clock (MHz)	Sync Polarity (H/V)
IBM, 720 x 400	31.469	70.087	28.322	-/+
MAC, 640 x 480	35.000	66.667	30.240	-/-
MAC, 832 x 624	49.726	74.551	57.284	-/-
MAC, 1152 x 870	68.681	75.062	100.000	-/-
VESA, 640 x 480	31.469	59.94	25.175	-/-
VESA, 640 x 480	37.861	72.809	31.500	-/-
VESA, 640 x 480	37.500	75.000	31.500	-/-
VESA, 800 x 600	35.156	56.250	36.000	+/+
VESA, 800 x 600	37.879	60.317	40.000	+/+
VESA, 800 x 600	48.077	72.188	50.000	+/+
VESA, 800 x 600	46.875	75.000	49.500	+/+
VESA, 1024 x 768	48.363	60.004	65.000	-/-
VESA, 1024 x 768	56.476	70.069	75.000	-/-
VESA, 1024 x 768	60.023	75.029	78.750	+/+
VESA, 1152 x 864	67.500	75.000	108.000	+/+
VESA, 1280 x 800	49.702	59.810	83.500	-/+
VESA, 1280 x 960	60.000	60.000	108.000	+/+
VESA, 1280 x 1024	63.981	60.020	108.000	+/+
VESA, 1280 x 1024	79.976	75.025	135.000	+/+
VESA, 1440 x 900	55.935	59.887	106.500	-/+
VESA, 1440 x 900	70.635	74.984	136.750	-/+
VESA, 1680 x 1050	65.290	59.954	146.250	-/+

### Horizontal Frequency

The time to scan one line connecting the right edge to the left edge of the screen horizontally is called the Horizontal Cycle and the inverse number of the Horizontal Cycle is called the Horizontal Frequency. Unit: kHz



### Vertical Frequency

Like a fluorescent lamp, the screen has to repeat the same image many times per second to display an image to the user. The frequency of this repetition is called the Vertical Frequency or Refresh Rate. Unit: Hz



# Specifications

---

## General

### General

Model Name SyncMaster 2243EWPLUS

### LCD Panel

Size 22 inch (55 cm)

Display area 473.76 mm (H) x 296.1 mm (V)

Pixel Pitch 0.282 mm (H) x 0.282 mm (V)

### Synchronization

Horizontal 30 ~ 81 kHz

Vertical 56 ~ 75 Hz

### Display Color

16.7M

### Resolution

Optimum resolution 1680 x 1050@60 Hz

Maximum resolution 1680 x 1050@60 Hz

### Input Signal, Terminated

RGB Analog, DVI(Digital Visual Interface) Compliant Digital RGB

0.7 Vp-p  $\pm$  5 %

Separate H/V sync, Composite, SOG

TTL level (V high  $\geq$  2.0 V, V low  $\leq$  0.8 V)

### Maximum Pixel Clock

146 MHz (Analog, Digital)

### Power Supply

AC 100 - 240 V $\sim$  (+/- 10 %), 50/60 Hz  $\pm$  3 Hz

### Signal Cable

15pin - to - 15pin D-sub cable, Detachable

DVI-D to DVI-D connector, Detachable

### Dimensions (W x H x D) / Weight (Simple Stand)

505.5 x 331.5 x 72.0 mm (19.9 x 2.8 x 13.1 inch) (Without Stand)

505.5 x 417.2 x 217.5 mm (19.9 x 16.4 x 8.6 inch) (With Stand)/ 5.35 kg (11.8 lbs)

### Dimensions (W x H x D) / Weight (HAS Stand)

505.5 x 331.5 x 67.6 mm (19.9 x 13.1 x 2.7 inch) (Without Stand)

505.5 x 375.4 x 200.0 mm (19.9 x 14.8 x 7.9 inch) (With Stand)/ 6.35 kg (14.0 lbs)

### VESA Mounting Interface

100.0 mm x 100.0 mm

### Environmental considerations

Operating	Temperature : 50°F ~ 104°F (10°C ~ 40°C)
	Humidity : 10 % ~ 80 %, non-condensing
Storage	Temperature : -4°F ~ 113°F (-20°C ~ 45°C)
	Humidity : 5 % ~ 95 %, non-condensing

### Plug and Play Capability

This monitor can be installed on any Plug & Play compatible system. The interaction of the monitor and the computer systems will provide the best operating conditions and monitor settings. In most cases, the monitor installation will proceed automatically, unless the user wishes to select alternate settings.

### Dot Acceptable

TFT-LCD panels manufactured by using advanced semiconductor technology with precision of 1ppm (one millionth) above are used for this product. But the pixels of RED, GREEN, BLUE and WHITE color appear to be bright sometimes or some black pixels may be seen. This is not from bad quality and you can use it without any problems.



#### Note

Design and specifications are subject to change without prior notice.



#### Class B Equipment (Information Communication equipment for residential use)

This product complies with the Electromagnetic Compatibility Directives for residential use and can be used in all areas including common residential areas. (Class B equipment emits less electromagnetic waves than Class A equipment.)

# Specifications

---

## **PowerSaver**

This monitor has a built-in power management system called PowerSaver. This system saves energy by switching your monitor to low-power mode when it has not been used for a certain amount of time. The monitor automatically returns to normal operation when you press a key on the keyboard. For energy conservation, turn your monitor OFF when it is not needed, or when leaving it unattended for long periods. The PowerSaver system operates with a VESA DPM compliant video card installed in your computer. Use the software utility installed on your computer to set up this feature.

<b>State</b>	<b>Normal Operation</b>	<b>Power saving mode</b>	<b>Power off (Power button) EPA/ENERGY 2000</b>
Power Indicator	Blue	Blue blinking	Off
Power Consumption	30 watts	Less than 1 watts	Less than 1 watts



This monitor is EPA ENERGY STAR<sup>®</sup> compliant and ENERGY2000 compliant when used with a computer equipped with VESA DPM functionality.

As an ENERGY STAR<sup>®</sup> Partner, SAMSUNG has determined that this product meets the ENERGY STAR<sup>®</sup> guidelines for energy efficiency.

# Specifications

## Preset Timing Modes

If the signal transferred from the computer is the same as the following Preset Timing Modes, the screen will be adjusted automatically. However, if the signal differs, the screen may go blank while the power LED is on. Refer to the video card manual and adjusts the screen as follows.

Display Mode	Horizontal Frequency (kHz)	Vertical Frequency (Hz)	Pixel Clock (MHz)	Sync Polarity (H/V)
IBM, 720 x 400	31.469	70.087	28.322	-/+
MAC, 640 x 480	35.000	66.667	30.240	-/-
MAC, 832 x 624	49.726	74.551	57.284	-/-
MAC, 1152 x 870	68.681	75.062	100.000	-/-
VESA, 640 x 480	31.469	59.94	25.175	-/-
VESA, 640 x 480	37.861	72.809	31.500	-/-
VESA, 640 x 480	37.500	75.000	31.500	-/-
VESA, 800 x 600	35.156	56.250	36.000	+/+
VESA, 800 x 600	37.879	60.317	40.000	+/+
VESA, 800 x 600	48.077	72.188	50.000	+/+
VESA, 800 x 600	46.875	75.000	49.500	+/+
VESA, 1024 x 768	48.363	60.004	65.000	-/-
VESA, 1024 x 768	56.476	70.069	75.000	-/-
VESA, 1024 x 768	60.023	75.029	78.750	+/+
VESA, 1152 x 864	67.500	75.000	108.000	+/+
VESA, 1280 x 800	49.702	59.810	83.500	-/+
VESA, 1280 x 960	60.000	60.000	108.000	+/+
VESA, 1280 x 1024	63.981	60.020	108.000	+/+
VESA, 1280 x 1024	79.976	75.025	135.000	+/+
VESA, 1440 x 900	55.935	59.887	106.500	-/+
VESA, 1440 x 900	70.635	74.984	136.750	-/+
VESA, 1680 x 1050	65.290	59.954	146.250	-/+

### Horizontal Frequency

The time to scan one line connecting the right edge to the left edge of the screen horizontally is called the Horizontal Cycle and the inverse number of the Horizontal Cycle is called the Horizontal Frequency. Unit: kHz

### Vertical Frequency

Like a fluorescent lamp, the screen has to repeat the same image many times per second to display an image to the user. The frequency of this repetition is called the Vertical Frequency or Refresh Rate. Unit: Hz



# Specifications

---

## General

### General

Model Name                      SyncMaster 2243EWX

### LCD Panel

Size                                      22 inch (55 cm)  
Display area                      473.76 mm (H) x 296.1 mm (V)  
Pixel Pitch                              0.282 mm (H) x 0.282 mm (V)

### Synchronization

Horizontal                              30 ~ 81 kHz  
Vertical                                      56 ~ 75 Hz

### Display Color

16.7M

### Resolution

Optimum resolution              1680 x 1050@60 Hz  
Maximum resolution              1680 x 1050@60 Hz

### Input Signal, Terminated

RGB Analog, DVI(Digital Visual Interface) Compliant Digital RGB

0.7 V<sub>p-p</sub> ± 5 %

Separate H/V sync, Composite, SOG

TTL level (V high ≥ 2.0 V, V low ≤ 0.8 V)

### Maximum Pixel Clock

146 MHz (Analog, Digital)

### Power Supply

AC 100 - 240 V~ (+/- 10 %), 50/60 Hz ± 3 Hz

### Signal Cable

15pin - to - 15pin D-sub cable, Detachable

DVI-D to DVI-D connector, Detachable

### Dimensions (W x H x D) / Weight (Simple Stand)

505.5 x 331.5 x 72.0 mm (19.9 x 2.8 x 13.1 inch) (Without Stand)

505.5 x 417.2 x 217.5 mm (19.9 x 16.4 x 8.6 inch) (With Stand)/ 5.35 kg (11.8 lbs)

### Dimensions (W x H x D) / Weight (HAS Stand)

505.5 x 331.5 x 67.6 mm (19.9 x 13.1 x 2.7 inch) (Without Stand)

505.5 x 375.4 x 200.0 mm (19.9 x 14.8 x 7.9 inch) (With Stand)/ 6.35 kg (14.0 lbs)

### VESA Mounting Interface

100.0 mm x 100.0 mm

### Environmental considerations

Operating	Temperature : 50°F ~ 104°F (10°C ~ 40°C)
	Humidity : 10 % ~ 80 %, non-condensing
Storage	Temperature : -4°F ~ 113°F (-20°C ~ 45°C)
	Humidity : 5 % ~ 95 %, non-condensing

### Plug and Play Capability

This monitor can be installed on any Plug & Play compatible system. The interaction of the monitor and the computer systems will provide the best operating conditions and monitor settings. In most cases, the monitor installation will proceed automatically, unless the user wishes to select alternate settings.

### Dot Acceptable

TFT-LCD panels manufactured by using advanced semiconductor technology with precision of 1ppm (one millionth) above are used for this product. But the pixels of RED, GREEN, BLUE and WHITE color appear to be bright sometimes or some black pixels may be seen. This is not from bad quality and you can use it without any problems.

#### **Note**

Design and specifications are subject to change without prior notice.

#### **Class B Equipment (Information Communication equipment for residential use)**

This product complies with the Electromagnetic Compatibility Directives for residential use and can be used in all areas including common residential areas. (Class B equipment emits less electromagnetic waves than Class A equipment.)

# Specifications

---

## **PowerSaver**

This monitor has a built-in power management system called PowerSaver. This system saves energy by switching your monitor to low-power mode when it has not been used for a certain amount of time. The monitor automatically returns to normal operation when you press a key on the keyboard. For energy conservation, turn your monitor OFF when it is not needed, or when leaving it unattended for long periods. The PowerSaver system operates with a VESA DPM compliant video card installed in your computer. Use the software utility installed on your computer to set up this feature.

<b>State</b>	<b>Normal Operation</b>	<b>Power saving mode</b>	<b>Power off (Power button) EPA/ENERGY 2000</b>
Power Indicator	Blue	Blue blinking	Off
Power Consumption	30 watts	Less than 1 watts	Less than 1 watts



This monitor is EPA ENERGY STAR<sup>®</sup> compliant and ENERGY2000 compliant when used with a computer equipped with VESA DPM functionality.

As an ENERGY STAR<sup>®</sup> Partner, SAMSUNG has determined that this product meets the ENERGY STAR<sup>®</sup> guidelines for energy efficiency.

# Specifications

## Preset Timing Modes

If the signal transferred from the computer is the same as the following Preset Timing Modes, the screen will be adjusted automatically. However, if the signal differs, the screen may go blank while the power LED is on. Refer to the video card manual and adjusts the screen as follows.

Display Mode	Horizontal Frequency (kHz)	Vertical Frequency (Hz)	Pixel Clock (MHz)	Sync Polarity (H/V)
IBM, 720 x 400	31.469	70.087	28.322	-/+
MAC, 640 x 480	35.000	66.667	30.240	-/-
MAC, 832 x 624	49.726	74.551	57.284	-/-
MAC, 1152 x 870	68.681	75.062	100.000	-/-
VESA, 640 x 480	31.469	59.94	25.175	-/-
VESA, 640 x 480	37.861	72.809	31.500	-/-
VESA, 640 x 480	37.500	75.000	31.500	-/-
VESA, 800 x 600	35.156	56.250	36.000	+/+
VESA, 800 x 600	37.879	60.317	40.000	+/+
VESA, 800 x 600	48.077	72.188	50.000	+/+
VESA, 800 x 600	46.875	75.000	49.500	+/+
VESA, 1024 x 768	48.363	60.004	65.000	-/-
VESA, 1024 x 768	56.476	70.069	75.000	-/-
VESA, 1024 x 768	60.023	75.029	78.750	+/+
VESA, 1152 x 864	67.500	75.000	108.000	+/+
VESA, 1280 x 800	49.702	59.810	83.500	-/+
VESA, 1280 x 960	60.000	60.000	108.000	+/+
VESA, 1280 x 1024	63.981	60.020	108.000	+/+
VESA, 1280 x 1024	79.976	75.025	135.000	+/+
VESA, 1440 x 900	55.935	59.887	106.500	-/+
VESA, 1440 x 900	70.635	74.984	136.750	-/+
VESA, 1680 x 1050	65.290	59.954	146.250	-/+

### Horizontal Frequency

The time to scan one line connecting the right edge to the left edge of the screen horizontally is called the Horizontal Cycle and the inverse number of the Horizontal Cycle is called the Horizontal Frequency. Unit: kHz

### Vertical Frequency

Like a fluorescent lamp, the screen has to repeat the same image many times per second to display an image to the user. The frequency of this repetition is called the Vertical Frequency or Refresh Rate. Unit: Hz





# Specifications

---

## General

### General

Model Name SyncMaster 2243EWXPLUS

### LCD Panel

Size 22 inch (55 cm)  
Display area 473.76 mm (H) x 296.1 mm (V)  
Pixel Pitch 0.282 mm (H) x 0.282 mm (V)

### Synchronization

Horizontal 30 ~ 81 kHz  
Vertical 56 ~ 75 Hz

### Display Color

16.7M

### Resolution

Optimum resolution 1680 x 1050@60 Hz  
Maximum resolution 1680 x 1050@60 Hz

### Input Signal, Terminated

RGB Analog, DVI(Digital Visual Interface) Compliant Digital RGB

0.7 V<sub>p-p</sub> ± 5 %

Separate H/V sync, Composite, SOG

TTL level (V high ≥ 2.0 V, V low ≤ 0.8 V)

### Maximum Pixel Clock

146 MHz (Analog, Digital)

### Power Supply

AC 100 - 240 V~ (+/- 10 %), 50/60 Hz ± 3 Hz

### Signal Cable

15pin - to - 15pin D-sub cable, Detachable

DVI-D to DVI-D connector, Detachable

### Dimensions (W x H x D) / Weight (Simple Stand)

505.5 x 331.5 x 72.0 mm (19.9 x 2.8 x 13.1 inch) (Without Stand)

505.5 x 417.2 x 217.5 mm (19.9 x 16.4 x 8.6 inch) (With Stand)/ 5.35 kg (11.8 lbs)

### Dimensions (W x H x D) / Weight (HAS Stand)

505.5 x 331.5 x 67.6 mm (19.9 x 13.1 x 2.7 inch) (Without Stand)

505.5 x 375.4 x 200.0 mm (19.9 x 14.8 x 7.9 inch) (With Stand)/ 6.35 kg (14.0 lbs)

### VESA Mounting Interface

100.0 mm x 100.0 mm

### Environmental considerations

Operating	Temperature : 50°F ~ 104°F (10°C ~ 40°C)
	Humidity : 10 % ~ 80 %, non-condensing
Storage	Temperature : -4°F ~ 113°F (-20°C ~ 45°C)
	Humidity : 5 % ~ 95 %, non-condensing

### Plug and Play Capability

This monitor can be installed on any Plug & Play compatible system. The interaction of the monitor and the computer systems will provide the best operating conditions and monitor settings. In most cases, the monitor installation will proceed automatically, unless the user wishes to select alternate settings.

### Dot Acceptable

TFT-LCD panels manufactured by using advanced semiconductor technology with precision of 1ppm (one millionth) above are used for this product. But the pixels of RED, GREEN, BLUE and WHITE color appear to be bright sometimes or some black pixels may be seen. This is not from bad quality and you can use it without any problems.

#### **Note**

Design and specifications are subject to change without prior notice.

#### **Class B Equipment (Information Communication equipment for residential use)**

This product complies with the Electromagnetic Compatibility Directives for residential use and can be used in all areas including common residential areas. (Class B equipment emits less electromagnetic waves than Class A equipment.)

# Specifications

---

## **PowerSaver**

This monitor has a built-in power management system called PowerSaver. This system saves energy by switching your monitor to low-power mode when it has not been used for a certain amount of time. The monitor automatically returns to normal operation when you press a key on the keyboard. For energy conservation, turn your monitor OFF when it is not needed, or when leaving it unattended for long periods. The PowerSaver system operates with a VESA DPM compliant video card installed in your computer. Use the software utility installed on your computer to set up this feature.

<b>State</b>	<b>Normal Operation</b>	<b>Power saving mode</b>	<b>Power off (Power button) EPA/ENERGY 2000</b>
Power Indicator	Blue	Blue blinking	Off
Power Consumption	30 watts	Less than 1 watts	Less than 1 watts



This monitor is EPA ENERGY STAR<sup>®</sup> compliant and ENERGY2000 compliant when used with a computer equipped with VESA DPM functionality.

As an ENERGY STAR<sup>®</sup> Partner, SAMSUNG has determined that this product meets the ENERGY STAR<sup>®</sup> guidelines for energy efficiency.

# Specifications

## Preset Timing Modes

If the signal transferred from the computer is the same as the following Preset Timing Modes, the screen will be adjusted automatically. However, if the signal differs, the screen may go blank while the power LED is on. Refer to the video card manual and adjusts the screen as follows.

Display Mode	Horizontal Frequency (kHz)	Vertical Frequency (Hz)	Pixel Clock (MHz)	Sync Polarity (H/V)
IBM, 720 x 400	31.469	70.087	28.322	-/+
MAC, 640 x 480	35.000	66.667	30.240	-/-
MAC, 832 x 624	49.726	74.551	57.284	-/-
MAC, 1152 x 870	68.681	75.062	100.000	-/-
VESA, 640 x 480	31.469	59.94	25.175	-/-
VESA, 640 x 480	37.861	72.809	31.500	-/-
VESA, 640 x 480	37.500	75.000	31.500	-/-
VESA, 800 x 600	35.156	56.250	36.000	+/+
VESA, 800 x 600	37.879	60.317	40.000	+/+
VESA, 800 x 600	48.077	72.188	50.000	+/+
VESA, 800 x 600	46.875	75.000	49.500	+/+
VESA, 1024 x 768	48.363	60.004	65.000	-/-
VESA, 1024 x 768	56.476	70.069	75.000	-/-
VESA, 1024 x 768	60.023	75.029	78.750	+/+
VESA, 1152 x 864	67.500	75.000	108.000	+/+
VESA, 1280 x 800	49.702	59.810	83.500	-/+
VESA, 1280 x 960	60.000	60.000	108.000	+/+
VESA, 1280 x 1024	63.981	60.020	108.000	+/+
VESA, 1280 x 1024	79.976	75.025	135.000	+/+
VESA, 1440 x 900	55.935	59.887	106.500	-/+
VESA, 1440 x 900	70.635	74.984	136.750	-/+
VESA, 1680 x 1050	65.290	59.954	146.250	-/+

### Horizontal Frequency

The time to scan one line connecting the right edge to the left edge of the screen horizontally is called the Horizontal Cycle and the inverse number of the Horizontal Cycle is called the Horizontal Frequency. Unit: kHz

### Vertical Frequency

Like a fluorescent lamp, the screen has to repeat the same image many times per second to display an image to the user. The frequency of this repetition is called the Vertical Frequency or Refresh Rate. Unit: Hz



# Specifications

---

## General

### General

Model Name                      SyncMaster 2243FW

### LCD Panel

Size                                      22 inch (55 cm)  
Display area                      473.76 mm (H) x 296.1 mm (V)  
Pixel Pitch                      0.282 mm (H) x 0.282 mm (V)

### Synchronization

Horizontal                      30 ~ 81 kHz  
Vertical                              56 ~ 75 Hz

### Display Color

16.7M

### Resolution

Optimum resolution              1680 x 1050@60 Hz  
Maximum resolution              1680 x 1050@60 Hz

### Input Signal, Terminated

RGB Analog, DVI(Digital Visual Interface) Compliant Digital RGB  
0.7 Vp-p  $\pm$  5 %  
Separate H/V sync, Composite, SOG  
TTL level (V high  $\geq$  2.0 V, V low  $\leq$  0.8 V)

### Maximum Pixel Clock

146 MHz (Analog, Digital)

### Power Supply

AC 100 - 240 V~ (+/- 10 %), 50/60 Hz  $\pm$  3 Hz

### Signal Cable

15pin - to - 15pin D-sub cable, Detachable  
DVI-D to DVI-D connector, Detachable

### Dimensions (W x H x D) / Weight (Dual Hinge Stand)

505.5 x 331.5 x 72 mm (19.9 x 13.1 x 2.8 inch ) (Without Stand)  
505.5 x 452 x 231 mm (19.9 x 17.8 x 9.1 inch) (With Stand) / 5.9 kg (15.8 lbs)

### VESA Mounting Interface

100 mm x 100 mm

### Environmental considerations

Operating                              Temperature : 50°F ~ 104°F (10°C ~ 40°C)  
Humidity : 10 % ~ 80 %, non-condensing

Temperature : -4°F ~ 113°F (-20°C ~ 45°C)

Storage

Humidity : 5 % ~ 95 %, non-condensing

#### **Plug and Play Capability**

This monitor can be installed on any Plug & Play compatible system. The interaction of the monitor and the computer systems will provide the best operating conditions and monitor settings. In most cases, the monitor installation will proceed automatically, unless the user wishes to select alternate settings.

#### **Dot Acceptable**

TFT-LCD panels manufactured by using advanced semiconductor technology with precision of 1ppm (one millionth) above are used for this product. But the pixels of RED, GREEN, BLUE and WHITE color appear to be bright sometimes or some black pixels may be seen. This is not from bad quality and you can use it without any problems.



#### **Note**

Design and specifications are subject to change without prior notice.



#### **Class B Equipment (Information Communication equipment for residential use)**

This product complies with the Electromagnetic Compatibility Directives for residential use and can be used in all areas including common residential areas. (Class B equipment emits less electromagnetic waves than Class A equipment.)

# Specifications

---

## PowerSaver

This monitor has a built-in power management system called PowerSaver. This system saves energy by switching your monitor to low-power mode when it has not been used for a certain amount of time. The monitor automatically returns to normal operation when you press a key on the keyboard. For energy conservation, turn your monitor OFF when it is not needed, or when leaving it unattended for long periods. The PowerSaver system operates with a VESA DPM compliant video card installed in your computer. Use the software utility installed on your computer to set up this feature.

State	Normal Operation	Power saving mode	Power off (Power button) EPA/ENERGY 2000
Power Indicator	Blue	Blue blinking	Off
Power Consumption	30 watts	Less than 1 watts	Less than 1 watts



This monitor is EPA ENERGY STAR<sup>®</sup> compliant and ENERGY 2000 compliant when used with a computer equipped with VESA DPM functionality.

As an ENERGY STAR<sup>®</sup> Partner, SAMSUNG has determined that this product meets the ENERGY STAR<sup>®</sup> guidelines for energy efficiency.

# Specifications

## Preset Timing Modes

If the signal transferred from the computer is the same as the following Preset Timing Modes, the screen will be adjusted automatically. However, if the signal differs, the screen may go blank while the power LED is on. Refer to the video card manual and adjusts the screen as follows.

Display Mode	Horizontal Frequency (kHz)	Vertical Frequency (Hz)	Pixel Clock (MHz)	Sync Polarity (H/V)
IBM, 640 x 350	31.469	70.086	25.175	+/-
IBM, 640 x 480	31.469	59.940	25.175	-/-
IBM, 720 x 400	31.469	70.087	28.322	-/+
MAC, 640 x 480	35.000	66.667	30.240	-/-
MAC, 832 x 624	49.726	74.551	57.284	-/-
MAC, 1152 x 870	68.681	75.062	100.000	-/-
VESA, 640 x 480	37.861	72.809	31.500	-/-
VESA, 640 x 480	37.500	75.000	31.500	-/-
VESA, 800 x 600	35.156	56.250	36.000	+/+
VESA, 800 x 600	37.879	60.317	40.000	+/+
VESA, 800 x 600	48.077	72.188	50.000	+/+
VESA, 800 x 600	46.875	75.000	49.500	+/+
VESA, 1024 x 768	48.363	60.004	65.000	-/-
VESA, 1024 x 768	56.476	70.069	75.000	-/-
VESA, 1024 x 768	60.023	75.029	78.750	+/+
VESA, 1152 x 864	67.500	75.000	108.000	+/+
VESA, 1280 x 768	47.776	60.000	79.500	-/+
VESA, 1280 x 768	60.289	74.893	102.250	-/+
VESA, 1280 x 800	49.702	59.810	83.500	-/+
VESA, 1280 X 960	60.000	60.000	108.000	+/+
VESA, 1280 X 1024	79.976	75.025	135.000	+/+
VESA, 1680 X 1050	64.674	59.883	119.000	+/-

### Horizontal Frequency

The time to scan one line connecting the right edge to the left edge of the screen horizontally is called the Horizontal Cycle and the inverse number of the Horizontal Cycle is called the Horizontal Frequency. Unit: kHz

### Vertical Frequency

Like a fluorescent lamp, the screen has to repeat the same image many times per second to display an image to the user. The frequency of this repetition is called the Vertical Frequency or Refresh Rate. Unit: Hz





# Specifications

---

## General

### General

Model Name                      SyncMaster 2243FWX

### LCD Panel

Size                                      22 inch (55 cm)  
Display area                      473.76 mm (H) x 296.1 mm (V)  
Pixel Pitch                              0.282 mm (H) x 0.282 mm (V)

### Synchronization

Horizontal                              30 ~ 81 kHz  
Vertical                                      56 ~ 75 Hz

### Display Color

16.7M

### Resolution

Optimum resolution              1680 x 1050@60 Hz  
Maximum resolution              1680 x 1050@60 Hz

### Input Signal, Terminated

RGB Analog, DVI(Digital Visual Interface) Compliant Digital RGB

0.7 Vp-p ± 5 %

Separate H/V sync, Composite, SOG

TTL level (V high ≥ 2.0 V, V low ≤ 0.8 V)

### Maximum Pixel Clock

146 MHz (Analog, Digital)

### Power Supply

AC 100 - 240 V~ (+/- 10 %), 50/60 Hz ± 3 Hz

### Signal Cable

15pin - to - 15pin D-sub cable, Detachable

DVI-D to DVI-D connector, Detachable

### Dimensions (W x H x D) / Weight (Dual Hinge Stand)

505.5 x 331.5 x 72 mm (19.9 x 13.1 x 2.8 inch ) (Without Stand)

505.5 x 452 x 231 mm (19.9 x 17.8 x 9.1 inch) (With Stand) / 5.9 kg (15.8 lbs)

### VESA Mounting Interface

100 mm x 100 mm

### Environmental considerations

Operating                              Temperature : 50°F ~ 104°F (10°C ~ 40°C)

Humidity : 10 % ~ 80 %, non-condensing

Temperature : -4°F ~ 113°F (-20°C ~ 45°C)

Storage

Humidity : 5 % ~ 95 %, non-condensing

#### **Plug and Play Capability**

This monitor can be installed on any Plug & Play compatible system. The interaction of the monitor and the computer systems will provide the best operating conditions and monitor settings. In most cases, the monitor installation will proceed automatically, unless the user wishes to select alternate settings.

#### **Dot Acceptable**

TFT-LCD panels manufactured by using advanced semiconductor technology with precision of 1ppm (one millionth) above are used for this product. But the pixels of RED, GREEN, BLUE and WHITE color appear to be bright sometimes or some black pixels may be seen. This is not from bad quality and you can use it without any problems.



#### **Note**

Design and specifications are subject to change without prior notice.



#### **Class B Equipment (Information Communication equipment for residential use)**

This product complies with the Electromagnetic Compatibility Directives for residential use and can be used in all areas including common residential areas. (Class B equipment emits less electromagnetic waves than Class A equipment.)

# Specifications

---

## PowerSaver

This monitor has a built-in power management system called PowerSaver. This system saves energy by switching your monitor to low-power mode when it has not been used for a certain amount of time. The monitor automatically returns to normal operation when you press a key on the keyboard. For energy conservation, turn your monitor OFF when it is not needed, or when leaving it unattended for long periods. The PowerSaver system operates with a VESA DPM compliant video card installed in your computer. Use the software utility installed on your computer to set up this feature.

State	Normal Operation	Power saving mode	Power off (Power button) EPA/ENERGY 2000
Power Indicator	Blue	Blue blinking	Off
Power Consumption	30 watts	Less than 1 watts	Less than 1 watts



This monitor is EPA ENERGY STAR<sup>®</sup> compliant and ENERGY 2000 compliant when used with a computer equipped with VESA DPM functionality.

As an ENERGY STAR<sup>®</sup> Partner, SAMSUNG has determined that this product meets the ENERGY STAR<sup>®</sup> guidelines for energy efficiency.

# Specifications

## Preset Timing Modes

If the signal transferred from the computer is the same as the following Preset Timing Modes, the screen will be adjusted automatically. However, if the signal differs, the screen may go blank while the power LED is on. Refer to the video card manual and adjusts the screen as follows.

Display Mode	Horizontal Frequency (kHz)	Vertical Frequency (Hz)	Pixel Clock (MHz)	Sync Polarity (H/V)
IBM, 640 x 350	31.469	70.086	25.175	+/-
IBM, 640 x 480	31.469	59.940	25.175	-/-
IBM, 720 x 400	31.469	70.087	28.322	-/+
MAC, 640 x 480	35.000	66.667	30.240	-/-
MAC, 832 x 624	49.726	74.551	57.284	-/-
MAC, 1152 x 870	68.681	75.062	100.000	-/-
VESA, 640 x 480	37.861	72.809	31.500	-/-
VESA, 640 x 480	37.500	75.000	31.500	-/-
VESA, 800 x 600	35.156	56.250	36.000	+/+
VESA, 800 x 600	37.879	60.317	40.000	+/+
VESA, 800 x 600	48.077	72.188	50.000	+/+
VESA, 800 x 600	46.875	75.000	49.500	+/+
VESA, 1024 x 768	48.363	60.004	65.000	-/-
VESA, 1024 x 768	56.476	70.069	75.000	-/-
VESA, 1024 x 768	60.023	75.029	78.750	+/+
VESA, 1152 x 864	67.500	75.000	108.000	+/+
VESA, 1280 x 768	47.776	60.000	79.500	-/+
VESA, 1280 x 768	60.289	74.893	102.250	-/+
VESA, 1280 x 800	49.702	59.810	83.500	-/+
VESA, 1280 X 960	60.000	60.000	108.000	+/+
VESA, 1280 X 1024	79.976	75.025	135.000	+/+
VESA, 1680 X 1050	64.674	59.883	119.000	+/-

### Horizontal Frequency

The time to scan one line connecting the right edge to the left edge of the screen horizontally is called the Horizontal Cycle and the inverse number of the Horizontal Cycle is called the Horizontal Frequency. Unit: kHz

### Vertical Frequency

Like a fluorescent lamp, the screen has to repeat the same image many times per second to display an image to the user. The frequency of this repetition is called the Vertical Frequency or Refresh Rate. Unit: Hz



# Specifications

---

## General

### General

Model Name SyncMaster 2243LNX

### LCD Panel

Size 21.6 inch (54 cm)

Display area 464.94 mm (H) x 290.58 mm (V)

Pixel Pitch 0.276 mm (H) x 0.276 mm (V)

### Synchronization

Horizontal 30 ~ 81 kHz

Vertical 56 ~ 75 Hz

### Display Color

16.7M

### Resolution

Optimum resolution 1680 x 1050@60 Hz

Maximum resolution 1680 x 1050@60 Hz

### Input Signal, Terminated

RGB Analog

0.7 Vp-p  $\pm$  5 %

Separate H/V sync, Composite, SOG

TTL level (V high  $\geq$  2.0 V, V low  $\leq$  0.8 V)

### Maximum Pixel Clock

146 MHz (Analog)

### Power Supply

AC 100 - 240 V~ (+/- 10 %), 50/60 Hz  $\pm$  3 Hz

### Signal Cable

15pin - to - 15pin D-sub cable, Detachable

### Dimensions (W x H x D) / Weight (Simple Stand)

505.5 x 331.5 x 72.0 mm / 19.9 x 13.1 x 2.8 inch (Without Stand)

505.5 x 417.2 x 217.5 mm / 18.5 x 15.5 x 8.6 inch (With Stand), 5.35 kg / 11.8 lbs

### Dimensions (W x H x D) / Weight (HAS Stand)

505.5 x 331.5 x 67.6 mm / 19.9 x 13.1 x 2.7 inch (Without Stand)

505.5 x 375.4 x 200.0 mm / 19.9 x 14.8 x 7.9 inch (With Stand), 6.35 kg / 14.0 lbs

### VESA Mounting Interface

100 mm x 100 mm

### Environmental considerations

Operating	Temperature : 50°F ~ 104°F (10°C ~ 40°C)
	Humidity : 10 % ~ 80 %, non-condensing
Storage	Temperature : -4°F ~ 113°F (-20°C ~ 45°C)
	Humidity : 5 % ~ 95 %, non-condensing

#### **Plug and Play Capability**

This monitor can be installed on any Plug & Play compatible system. The interaction of the monitor and the computer systems will provide the best operating conditions and monitor settings. In most cases, the monitor installation will proceed automatically, unless the user wishes to select alternate settings.

#### **Dot Acceptable**

TFT-LCD panels manufactured by using advanced semiconductor technology with precision of 1ppm (one millionth) above are used for this product. But the pixels of RED, GREEN, BLUE and WHITE color appear to be bright sometimes or some black pixels may be seen. This is not from bad quality and you can use it without any problems.

#### **Note**

Design and specifications are subject to change without prior notice.

#### **Class B Equipment (Information Communication equipment for residential use)**

This product complies with the Electromagnetic Compatibility Directives for residential use and can be used in all areas including common residential areas. (Class B equipment emits less electromagnetic waves than Class A equipment.)

# Specifications

---

## PowerSaver

This monitor has a built-in power management system called PowerSaver. This system saves energy by switching your monitor to low-power mode when it has not been used for a certain amount of time. The monitor automatically returns to normal operation when you press a key on the keyboard. For energy conservation, turn your monitor OFF when it is not needed, or when leaving it unattended for long periods. The PowerSaver system operates with a VESA DPM compliant video card installed in your computer. Use the software utility installed on your computer to set up this feature.

State	Normal Operation	Power saving mode	Power off (Power button) EPA/ENERGY 2000
Power Indicator	Blue	Blue blinking	Off
Power Consumption	45 watts	Less than 1 watts	Less than 1 watts



This monitor is EPA ENERGY STAR<sup>®</sup> compliant and ENERGY2000 compliant when used with a computer equipped with VESA DPM functionality.

As an ENERGY STAR<sup>®</sup> Partner, SAMSUNG has determined that this product meets the ENERGY STAR<sup>®</sup> guidelines for energy efficiency.

# Specifications

## Preset Timing Modes

If the signal transferred from the computer is the same as the following Preset Timing Modes, the screen will be adjusted automatically. However, if the signal differs, the screen may go blank while the power LED is on. Refer to the video card manual and adjusts the screen as follows.

Display Mode	Horizontal Frequency (kHz)	Vertical Frequency (Hz)	Pixel Clock (MHz)	Sync Polarity (H/V)
IBM, 640 x 350	31.469	70.086	25.175	+/-
IBM, 640 x 480	31.469	59.940	25.175	-/-
IBM, 720 x 400	31.469	70.087	28.322	-/+
MAC, 640 x 480	35.000	66.667	30.240	-/-
MAC, 832 x 624	49.726	74.551	57.284	-/-
MAC, 1152 x 870	68.681	75.062	100.000	-/-
VESA, 640 x 480	37.861	72.809	31.500	-/-
VESA, 640 x 480	37.500	75.000	31.500	-/-
VESA, 800 x 600	35.156	56.250	36.000	+/+
VESA, 800 x 600	37.879	60.317	40.000	+/+
VESA, 800 x 600	48.077	72.188	50.000	+/+
VESA, 800 x 600	46.875	75.000	49.500	+/+
VESA, 1024 x 768	48.363	60.004	65.000	-/-
VESA, 1024 x 768	56.476	70.069	75.000	-/-
VESA, 1024 x 768	60.023	75.029	78.750	+/+
VESA, 1152 x 864	67.500	75.000	108.000	+/+
VESA, 1280 X 960	60.000	60.000	108.000	+/+
VESA, 1280 X 1024	79.976	75.025	135.000	+/+
VESA, 1680 X 1050	64.674	59.883	119.000	+/-

### Horizontal Frequency

The time to scan one line connecting the right edge to the left edge of the screen horizontally is called the Horizontal Cycle and the inverse number of the Horizontal Cycle is called the Horizontal Frequency. Unit: kHz

### Vertical Frequency

Like a fluorescent lamp, the screen has to repeat the same image many times per second to display an image to the user. The frequency of this repetition is called the Vertical Frequency or Refresh Rate. Unit: Hz





# Specifications

---

## General

### General

Model Name SyncMaster 2243NW

### LCD Panel

Size 22 inch (55 cm)

Display area 473.76 mm (H) x 296.1 mm (V)

Pixel Pitch 0.282 mm (H) x 0.282 mm (V)

### Synchronization

Horizontal 30 ~ 81 kHz

Vertical 56 ~ 75 Hz

### Display Color

16.7M

### Resolution

Optimum resolution 1680 x 1050@60 Hz

Maximum resolution 1680 x 1050@60 Hz

### Input Signal, Terminated

RGB Analog

0.7 Vp-p  $\pm$  5 %

Separate H/V sync, Composite, SOG

TTL level (V high  $\geq$  2.0 V, V low  $\leq$  0.8 V)

### Maximum Pixel Clock

146 MHz (Analog)

### Power Supply

AC 100 - 240 V~ (+/- 10 %), 50/60 Hz  $\pm$  3 Hz

### Signal Cable

15pin - to - 15pin D-sub cable, Detachable

### Dimensions (W x H x D) / Weight (Simple Stand)

505.5 x 331.5 x 72.0 mm / 19.9 x 13.1 x 2.8 inch (Without Stand)

505.5 x 417.2 x 217.5 mm / 18.5 x 15.5 x 8.6 inch (With Stand), 5.35 kg / 11.8 lbs

### Dimensions (W x H x D) / Weight (HAS Stand)

505.5 x 331.5 x 67.6 mm / 19.9 x 13.1 x 2.7 inch (Without Stand)

505.5 x 375.4 x 200.0 mm / 19,9 x 14,8 x 7,9 inch (With Stand), 6.35 kg / 14.0 lbs

### VESA Mounting Interface

100 mm x 100 mm

### Environmental considerations

Operating	Temperature : 50°F ~ 104°F (10°C ~ 40°C)
	Humidity : 10 % ~ 80 %, non-condensing
Storage	Temperature : -4°F ~ 113°F (-20°C ~ 45°C)
	Humidity : 5 % ~ 95 %, non-condensing

#### **Plug and Play Capability**

This monitor can be installed on any Plug & Play compatible system. The interaction of the monitor and the computer systems will provide the best operating conditions and monitor settings. In most cases, the monitor installation will proceed automatically, unless the user wishes to select alternate settings.

#### **Dot Acceptable**

TFT-LCD panels manufactured by using advanced semiconductor technology with precision of 1ppm (one millionth) above are used for this product. But the pixels of RED, GREEN, BLUE and WHITE color appear to be bright sometimes or some black pixels may be seen. This is not from bad quality and you can use it without any problems.

#### **Note**

Design and specifications are subject to change without prior notice.

#### **Class B Equipment (Information Communication equipment for residential use)**

This product complies with the Electromagnetic Compatibility Directives for residential use and can be used in all areas including common residential areas. (Class B equipment emits less electromagnetic waves than Class A equipment.)

# Specifications

---

## PowerSaver

This monitor has a built-in power management system called PowerSaver. This system saves energy by switching your monitor to low-power mode when it has not been used for a certain amount of time. The monitor automatically returns to normal operation when you press a key on the keyboard. For energy conservation, turn your monitor OFF when it is not needed, or when leaving it unattended for long periods. The PowerSaver system operates with a VESA DPM compliant video card installed in your computer. Use the software utility installed on your computer to set up this feature.

State	Normal Operation	Power saving mode	Power off (Power button) EPA/ENERGY 2000
Power Indicator	Blue	Blue blinking	Off
Power Consumption	45 watts	Less than 1 watts	Less than 1 watts



This monitor is EPA ENERGY STAR<sup>®</sup> compliant and ENERGY2000 compliant when used with a computer equipped with VESA DPM functionality.

As an ENERGY STAR<sup>®</sup> Partner, SAMSUNG has determined that this product meets the ENERGY STAR<sup>®</sup> guidelines for energy efficiency.

# Specifications

## Preset Timing Modes

If the signal transferred from the computer is the same as the following Preset Timing Modes, the screen will be adjusted automatically. However, if the signal differs, the screen may go blank while the power LED is on. Refer to the video card manual and adjusts the screen as follows.

Display Mode	Horizontal Frequency (kHz)	Vertical Frequency (Hz)	Pixel Clock (MHz)	Sync Polarity (H/V)
IBM, 720 x 400	31.469	70.087	28.322	-/+
MAC, 640 x 480	35.000	66.667	30.240	-/-
MAC, 832 x 624	49.726	74.551	57.284	-/-
MAC, 1152 x 870	68.681	75.062	100.000	-/-
VESA, 640 x 480	31.469	59.94	25.175	-/-
VESA, 640 x 480	37.861	72.809	31.500	-/-
VESA, 640 x 480	37.500	75.000	31.500	-/-
VESA, 800 x 600	35.156	56.250	36.000	+/+
VESA, 800 x 600	37.879	60.317	40.000	+/+
VESA, 800 x 600	48.077	72.188	50.000	+/+
VESA, 800 x 600	46.875	75.000	49.500	+/+
VESA, 1024 x 768	48.363	60.004	65.000	-/-
VESA, 1024 x 768	56.476	70.069	75.000	-/-
VESA, 1024 x 768	60.023	75.029	78.750	+/+
VESA, 1152 x 864	67.500	75.000	108.000	+/+
VESA, 1280 x 800	49.702	59.810	83.500	-/+
VESA, 1280 x 960	60.000	60.000	108.000	+/+
VESA, 1280 x 1024	63.981	60.020	108.000	+/+
VESA, 1280 x 1024	79.976	75.025	135.000	+/+
VESA, 1440 x 900	55.935	59.887	106.500	-/+
VESA, 1440 x 900	70.635	74.984	136.750	-/+
VESA, 1680 x 1050	65.290	59.954	146.250	-/+

### Horizontal Frequency

The time to scan one line connecting the right edge to the left edge of the screen horizontally is called the Horizontal Cycle and the inverse number of the Horizontal Cycle is called the Horizontal Frequency. Unit: kHz

### Vertical Frequency

Like a fluorescent lamp, the screen has to repeat the same image many times per second to display an image to the user. The frequency of this repetition is called the Vertical Frequency or Refresh Rate. Unit: Hz



# Specifications

---

## General

### General

Model Name SyncMaster 2243NWPLUS

### LCD Panel

Size 22 inch (55 cm)  
Display area 473.76 mm (H) x 296.1 mm (V)  
Pixel Pitch 0.282 mm (H) x 0.282 mm (V)

### Synchronization

Horizontal 30 ~ 81 kHz  
Vertical 56 ~ 75 Hz

### Display Color

16.7M

### Resolution

Optimum resolution 1680 x 1050@60 Hz  
Maximum resolution 1680 x 1050@60 Hz

### Input Signal, Terminated

RGB Analog

0.7 Vp-p  $\pm$  5 %

Separate H/V sync, Composite, SOG

TTL level (V high  $\geq$  2.0 V, V low  $\leq$  0.8 V)

### Maximum Pixel Clock

146 MHz (Analog)

### Power Supply

AC 100 - 240 V~ (+/- 10 %), 50/60 Hz  $\pm$  3 Hz

### Signal Cable

15pin - to - 15pin D-sub cable, Detachable

### Dimensions (W x H x D) / Weight (Simple Stand)

505.5 x 331.5 x 72.0 mm / 19.9 x 13.1 x 2.8 inch (Without Stand)

505.5 x 417.2 x 217.5 mm / 18.5 x 15.5 x 8.6 inch (With Stand), 5.35 kg / 11.8 lbs

### Dimensions (W x H x D) / Weight (HAS Stand)

505.5 x 331.5 x 67.6 mm / 19.9 x 13.1 x 2.7 inch (Without Stand)

505.5 x 375.4 x 200.0 mm / 19,9 x 14,8 x 7,9 inch (With Stand), 6.35 kg / 14.0 lbs

### VESA Mounting Interface

100 mm x 100 mm

### Environmental considerations

Operating	Temperature : 50°F ~ 104°F (10°C ~ 40°C)
	Humidity : 10 % ~ 80 %, non-condensing
Storage	Temperature : -4°F ~ 113°F (-20°C ~ 45°C)
	Humidity : 5 % ~ 95 %, non-condensing

#### **Plug and Play Capability**

This monitor can be installed on any Plug & Play compatible system. The interaction of the monitor and the computer systems will provide the best operating conditions and monitor settings. In most cases, the monitor installation will proceed automatically, unless the user wishes to select alternate settings.

#### **Dot Acceptable**

TFT-LCD panels manufactured by using advanced semiconductor technology with precision of 1ppm (one millionth) above are used for this product. But the pixels of RED, GREEN, BLUE and WHITE color appear to be bright sometimes or some black pixels may be seen. This is not from bad quality and you can use it without any problems.

#### **Note**

Design and specifications are subject to change without prior notice.

#### **Class B Equipment (Information Communication equipment for residential use)**

This product complies with the Electromagnetic Compatibility Directives for residential use and can be used in all areas including common residential areas. (Class B equipment emits less electromagnetic waves than Class A equipment.)

# Specifications

---

## PowerSaver

This monitor has a built-in power management system called PowerSaver. This system saves energy by switching your monitor to low-power mode when it has not been used for a certain amount of time. The monitor automatically returns to normal operation when you press a key on the keyboard. For energy conservation, turn your monitor OFF when it is not needed, or when leaving it unattended for long periods. The PowerSaver system operates with a VESA DPM compliant video card installed in your computer. Use the software utility installed on your computer to set up this feature.

State	Normal Operation	Power saving mode	Power off (Power button) EPA/ENERGY 2000
Power Indicator	Blue	Blue blinking	Off
Power Consumption	45 watts	Less than 1 watts	Less than 1 watts



This monitor is EPA ENERGY STAR<sup>®</sup> compliant and ENERGY2000 compliant when used with a computer equipped with VESA DPM functionality.

As an ENERGY STAR<sup>®</sup> Partner, SAMSUNG has determined that this product meets the ENERGY STAR<sup>®</sup> guidelines for energy efficiency.

# Specifications

## Preset Timing Modes

If the signal transferred from the computer is the same as the following Preset Timing Modes, the screen will be adjusted automatically. However, if the signal differs, the screen may go blank while the power LED is on. Refer to the video card manual and adjusts the screen as follows.

Display Mode	Horizontal Frequency (kHz)	Vertical Frequency (Hz)	Pixel Clock (MHz)	Sync Polarity (H/V)
IBM, 720 x 400	31.469	70.087	28.322	-/+
MAC, 640 x 480	35.000	66.667	30.240	-/-
MAC, 832 x 624	49.726	74.551	57.284	-/-
MAC, 1152 x 870	68.681	75.062	100.000	-/-
VESA, 640 x 480	31.469	59.94	25.175	-/-
VESA, 640 x 480	37.861	72.809	31.500	-/-
VESA, 640 x 480	37.500	75.000	31.500	-/-
VESA, 800 x 600	35.156	56.250	36.000	+/+
VESA, 800 x 600	37.879	60.317	40.000	+/+
VESA, 800 x 600	48.077	72.188	50.000	+/+
VESA, 800 x 600	46.875	75.000	49.500	+/+
VESA, 1024 x 768	48.363	60.004	65.000	-/-
VESA, 1024 x 768	56.476	70.069	75.000	-/-
VESA, 1024 x 768	60.023	75.029	78.750	+/+
VESA, 1152 x 864	67.500	75.000	108.000	+/+
VESA, 1280 x 800	49.702	59.810	83.500	-/+
VESA, 1280 x 960	60.000	60.000	108.000	+/+
VESA, 1280 x 1024	63.981	60.020	108.000	+/+
VESA, 1280 x 1024	79.976	75.025	135.000	+/+
VESA, 1440 x 900	55.935	59.887	106.500	-/+
VESA, 1440 x 900	70.635	74.984	136.750	-/+
VESA, 1680 x 1050	65.290	59.954	146.250	-/+

### Horizontal Frequency

The time to scan one line connecting the right edge to the left edge of the screen horizontally is called the Horizontal Cycle and the inverse number of the Horizontal Cycle is called the Horizontal Frequency. Unit: kHz

### Vertical Frequency

Like a fluorescent lamp, the screen has to repeat the same image many times per second to display an image to the user. The frequency of this repetition is called the Vertical Frequency or Refresh Rate. Unit: Hz





# Specifications

---

## General

### General

Model Name SyncMaster 2243NWX

### LCD Panel

Size 22 inch (55 cm)  
Display area 473.76 mm (H) x 296.1 mm (V)  
Pixel Pitch 0.282 mm (H) x 0.282 mm (V)

### Synchronization

Horizontal 30 ~ 81 kHz  
Vertical 56 ~ 75 Hz

### Display Color

16.7M

### Resolution

Optimum resolution 1680 x 1050@60 Hz  
Maximum resolution 1680 x 1050@60 Hz

### Input Signal, Terminated

RGB Analog

0.7 Vp-p  $\pm$  5 %

Separate H/V sync, Composite, SOG

TTL level (V high  $\geq$  2.0 V, V low  $\leq$  0.8 V)

### Maximum Pixel Clock

146 MHz (Analog)

### Power Supply

AC 100 - 240 V~ (+/- 10 %), 50/60 Hz  $\pm$  3 Hz

### Signal Cable

15pin - to - 15pin D-sub cable, Detachable

### Dimensions (W x H x D) / Weight (Simple Stand)

505.5 x 331.5 x 72.0 mm / 19.9 x 13.1 x 2.8 inch (Without Stand)

505.5 x 417.2 x 217.5 mm / 18.5 x 15.5 x 8.6 inch (With Stand), 5.35 kg / 11.8 lbs

### Dimensions (W x H x D) / Weight (HAS Stand)

505.5 x 331.5 x 67.6 mm / 19.9 x 13.1 x 2.7 inch (Without Stand)

505.5 x 375.4 x 200.0 mm / 19,9 x 14,8 x 7,9 inch (With Stand), 6.35 kg / 14.0 lbs

### VESA Mounting Interface

100 mm x 100 mm

### Environmental considerations

Operating	Temperature : 50°F ~ 104°F (10°C ~ 40°C)
	Humidity : 10 % ~ 80 %, non-condensing
Storage	Temperature : -4°F ~ 113°F (-20°C ~ 45°C)
	Humidity : 5 % ~ 95 %, non-condensing

#### **Plug and Play Capability**

This monitor can be installed on any Plug & Play compatible system. The interaction of the monitor and the computer systems will provide the best operating conditions and monitor settings. In most cases, the monitor installation will proceed automatically, unless the user wishes to select alternate settings.

#### **Dot Acceptable**

TFT-LCD panels manufactured by using advanced semiconductor technology with precision of 1ppm (one millionth) above are used for this product. But the pixels of RED, GREEN, BLUE and WHITE color appear to be bright sometimes or some black pixels may be seen. This is not from bad quality and you can use it without any problems.

#### **Note**

Design and specifications are subject to change without prior notice.

#### **Class B Equipment (Information Communication equipment for residential use)**

This product complies with the Electromagnetic Compatibility Directives for residential use and can be used in all areas including common residential areas. (Class B equipment emits less electromagnetic waves than Class A equipment.)

# Specifications

---

## PowerSaver

This monitor has a built-in power management system called PowerSaver. This system saves energy by switching your monitor to low-power mode when it has not been used for a certain amount of time. The monitor automatically returns to normal operation when you press a key on the keyboard. For energy conservation, turn your monitor OFF when it is not needed, or when leaving it unattended for long periods. The PowerSaver system operates with a VESA DPM compliant video card installed in your computer. Use the software utility installed on your computer to set up this feature.

State	Normal Operation	Power saving mode	Power off (Power button) EPA/ENERGY 2000
Power Indicator	Blue	Blue blinking	Off
Power Consumption	45 watts	Less than 1 watts	Less than 1 watts



This monitor is EPA ENERGY STAR<sup>®</sup> compliant and ENERGY2000 compliant when used with a computer equipped with VESA DPM functionality.

As an ENERGY STAR<sup>®</sup> Partner, SAMSUNG has determined that this product meets the ENERGY STAR<sup>®</sup> guidelines for energy efficiency.

# Specifications

## Preset Timing Modes

If the signal transferred from the computer is the same as the following Preset Timing Modes, the screen will be adjusted automatically. However, if the signal differs, the screen may go blank while the power LED is on. Refer to the video card manual and adjusts the screen as follows.

Display Mode	Horizontal Frequency (kHz)	Vertical Frequency (Hz)	Pixel Clock (MHz)	Sync Polarity (H/V)
IBM, 720 x 400	31.469	70.087	28.322	-/+
MAC, 640 x 480	35.000	66.667	30.240	-/-
MAC, 832 x 624	49.726	74.551	57.284	-/-
MAC, 1152 x 870	68.681	75.062	100.000	-/-
VESA, 640 x 480	31.469	59.94	25.175	-/-
VESA, 640 x 480	37.861	72.809	31.500	-/-
VESA, 640 x 480	37.500	75.000	31.500	-/-
VESA, 800 x 600	35.156	56.250	36.000	+/+
VESA, 800 x 600	37.879	60.317	40.000	+/+
VESA, 800 x 600	48.077	72.188	50.000	+/+
VESA, 800 x 600	46.875	75.000	49.500	+/+
VESA, 1024 x 768	48.363	60.004	65.000	-/-
VESA, 1024 x 768	56.476	70.069	75.000	-/-
VESA, 1024 x 768	60.023	75.029	78.750	+/+
VESA, 1152 x 864	67.500	75.000	108.000	+/+
VESA, 1280 x 800	49.702	59.810	83.500	-/+
VESA, 1280 x 960	60.000	60.000	108.000	+/+
VESA, 1280 x 1024	63.981	60.020	108.000	+/+
VESA, 1280 x 1024	79.976	75.025	135.000	+/+
VESA, 1440 x 900	55.935	59.887	106.500	-/+
VESA, 1440 x 900	70.635	74.984	136.750	-/+
VESA, 1680 x 1050	65.290	59.954	146.250	-/+

### Horizontal Frequency

The time to scan one line connecting the right edge to the left edge of the screen horizontally is called the Horizontal Cycle and the inverse number of the Horizontal Cycle is called the Horizontal Frequency. Unit: kHz

### Vertical Frequency

Like a fluorescent lamp, the screen has to repeat the same image many times per second to display an image to the user. The frequency of this repetition is called the Vertical Frequency or Refresh Rate. Unit: Hz



# Specifications

---

## General

### General

Model Name SyncMaster 2243NWXPLUS

### LCD Panel

Size 22 inch (55 cm)  
Display area 473.76 mm (H) x 296.1 mm (V)  
Pixel Pitch 0.282 mm (H) x 0.282 mm (V)

### Synchronization

Horizontal 30 ~ 81 kHz  
Vertical 56 ~ 75 Hz

### Display Color

16.7M

### Resolution

Optimum resolution 1680 x 1050@60 Hz  
Maximum resolution 1680 x 1050@60 Hz

### Input Signal, Terminated

RGB Analog

0.7 Vp-p  $\pm$  5 %

Separate H/V sync, Composite, SOG

TTL level (V high  $\geq$  2.0 V, V low  $\leq$  0.8 V)

### Maximum Pixel Clock

146 MHz (Analog)

### Power Supply

AC 100 - 240 V~ (+/- 10 %), 50/60 Hz  $\pm$  3 Hz

### Signal Cable

15pin - to - 15pin D-sub cable, Detachable

### Dimensions (W x H x D) / Weight (Simple Stand)

505.5 x 331.5 x 72.0 mm / 19.9 x 13.1 x 2.8 inch (Without Stand)

505.5 x 417.2 x 217.5 mm / 18.5 x 15.5 x 8.6 inch (With Stand), 5.35 kg / 11.8 lbs

### Dimensions (W x H x D) / Weight (HAS Stand)

505.5 x 331.5 x 67.6 mm / 19.9 x 13.1 x 2.7 inch (Without Stand)

505.5 x 375.4 x 200.0 mm / 19,9 x 14,8 x 7,9 inch (With Stand), 6.35 kg / 14.0 lbs

### VESA Mounting Interface

100 mm x 100 mm

### Environmental considerations

Operating	Temperature : 50°F ~ 104°F (10°C ~ 40°C)
	Humidity : 10 % ~ 80 %, non-condensing
Storage	Temperature : -4°F ~ 113°F (-20°C ~ 45°C)
	Humidity : 5 % ~ 95 %, non-condensing

#### **Plug and Play Capability**

This monitor can be installed on any Plug & Play compatible system. The interaction of the monitor and the computer systems will provide the best operating conditions and monitor settings. In most cases, the monitor installation will proceed automatically, unless the user wishes to select alternate settings.

#### **Dot Acceptable**

TFT-LCD panels manufactured by using advanced semiconductor technology with precision of 1ppm (one millionth) above are used for this product. But the pixels of RED, GREEN, BLUE and WHITE color appear to be bright sometimes or some black pixels may be seen. This is not from bad quality and you can use it without any problems.

#### **Note**

Design and specifications are subject to change without prior notice.

#### **Class B Equipment (Information Communication equipment for residential use)**

This product complies with the Electromagnetic Compatibility Directives for residential use and can be used in all areas including common residential areas. (Class B equipment emits less electromagnetic waves than Class A equipment.)

# Specifications

---

## PowerSaver

This monitor has a built-in power management system called PowerSaver. This system saves energy by switching your monitor to low-power mode when it has not been used for a certain amount of time. The monitor automatically returns to normal operation when you press a key on the keyboard. For energy conservation, turn your monitor OFF when it is not needed, or when leaving it unattended for long periods. The PowerSaver system operates with a VESA DPM compliant video card installed in your computer. Use the software utility installed on your computer to set up this feature.

State	Normal Operation	Power saving mode	Power off (Power button) EPA/ENERGY 2000
Power Indicator	Blue	Blue blinking	Off
Power Consumption	45 watts	Less than 1 watts	Less than 1 watts



This monitor is EPA ENERGY STAR<sup>®</sup> compliant and ENERGY2000 compliant when used with a computer equipped with VESA DPM functionality.

As an ENERGY STAR<sup>®</sup> Partner, SAMSUNG has determined that this product meets the ENERGY STAR<sup>®</sup> guidelines for energy efficiency.

# Specifications

## Preset Timing Modes

If the signal transferred from the computer is the same as the following Preset Timing Modes, the screen will be adjusted automatically. However, if the signal differs, the screen may go blank while the power LED is on. Refer to the video card manual and adjusts the screen as follows.

Display Mode	Horizontal Frequency (kHz)	Vertical Frequency (Hz)	Pixel Clock (MHz)	Sync Polarity (H/V)
IBM, 720 x 400	31.469	70.087	28.322	-/+
MAC, 640 x 480	35.000	66.667	30.240	-/-
MAC, 832 x 624	49.726	74.551	57.284	-/-
MAC, 1152 x 870	68.681	75.062	100.000	-/-
VESA, 640 x 480	31.469	59.94	25.175	-/-
VESA, 640 x 480	37.861	72.809	31.500	-/-
VESA, 640 x 480	37.500	75.000	31.500	-/-
VESA, 800 x 600	35.156	56.250	36.000	+/+
VESA, 800 x 600	37.879	60.317	40.000	+/+
VESA, 800 x 600	48.077	72.188	50.000	+/+
VESA, 800 x 600	46.875	75.000	49.500	+/+
VESA, 1024 x 768	48.363	60.004	65.000	-/-
VESA, 1024 x 768	56.476	70.069	75.000	-/-
VESA, 1024 x 768	60.023	75.029	78.750	+/+
VESA, 1152 x 864	67.500	75.000	108.000	+/+
VESA, 1280 x 800	49.702	59.810	83.500	-/+
VESA, 1280 x 960	60.000	60.000	108.000	+/+
VESA, 1280 x 1024	63.981	60.020	108.000	+/+
VESA, 1280 x 1024	79.976	75.025	135.000	+/+
VESA, 1440 x 900	55.935	59.887	106.500	-/+
VESA, 1440 x 900	70.635	74.984	136.750	-/+
VESA, 1680 x 1050	65.290	59.954	146.250	-/+

### Horizontal Frequency

The time to scan one line connecting the right edge to the left edge of the screen horizontally is called the Horizontal Cycle and the inverse number of the Horizontal Cycle is called the Horizontal Frequency. Unit: kHz

### Vertical Frequency

Like a fluorescent lamp, the screen has to repeat the same image many times per second to display an image to the user. The frequency of this repetition is called the Vertical Frequency or Refresh Rate. Unit: Hz





# Specifications

---

## General

### General

Model Name SyncMaster 2243QW

### LCD Panel

Size 22 inch (55cm)

Display area 473.76 mm (H) X 296.1 mm (V)

Pixel Pitch 0.282 mm (H) X 0.282 mm (V)

### Synchronization

Horizontal 30 ~ 81 kHz

Vertical 56 ~ 75 Hz

### Display Color

16.7M

### Resolution

Optimum resolution 1680 X 1050@60Hz

Maximum resolution 1680 X 1050@60Hz

### Input Signal, Terminated

RGB Analog, DVI(Digital Visual Inter face), USB

0.7 Vp-p  $\pm$  5 %

Separate H/V sync, Composite

TTL level (V high  $\geq$  2.0 V, V low  $\leq$  0.8 V)

### Maximum Pixel Clock

146MHz(Analog,Digital,USB)

### Power Supply

AC 100 - 240 V $\sim$  (+/- 10 %), 50/60 Hz  $\pm$  3 Hz

### Signal Cable

15pin-to-15pin D-sub cable,Detachable

DVI-D to DVI-D connector, Detachable

USB Cable, Detachable

### Dimensions (W x H x D) / Weight (HAS Stand)

505.5 x 331.5 x 67.6 mm(19.9 x 13.1 x 2.7inch)(Without Stand)

505.5 x 375.4 x 200.0 mm(19.9 x 14.8 x 7.9inch)(With Stand)/6.35kg(14.0Ibs)

### VESA Mounting Interface

100.0 mm x 100.0 mm

### Environmental considerations

Operating Temperature : 50°F ~ 104°F (10°C ~ 40°C)

Humidity : 10 % ~ 80 %, non-condensing

Temperature : -4°F ~ 113°F (-20°C ~ 45°C)

Storage

Humidity : 5 % ~ 95 %, non-condensing

#### **Plug and Play Capability**

This monitor can be installed on any Plug & Play compatible system. The interaction of the monitor and the computer systems will provide the best operating conditions and monitor settings. In most cases, the monitor installation will proceed automatically, unless the user wishes to select alternate settings.

#### **Dot Acceptable**

TFT-LCD panels manufactured by using advanced semiconductor technology with precision of 1ppm (one millionth) above are used for this product. But the pixels of RED, GREEN, BLUE and WHITE color appear to be bright sometimes or some black pixels may be seen. This is not from bad quality and you can use it without any problems.



#### **Note**

Design and specifications are subject to change without prior notice.



#### **Class B Equipment (Information Communication equipment for residential use)**

This product complies with the Electromagnetic Compatibility Directives for residential use and can be used in all areas including common residential areas. (Class B equipment emits less electromagnetic waves than Class A equipment.)

# Specifications

---

## PowerSaver

This monitor has a built-in power management system called PowerSaver. This system saves energy by switching your monitor to low-power mode when it has not been used for a certain amount of time. The monitor automatically returns to normal operation when you press a key on the keyboard. For energy conservation, turn your monitor OFF when it is not needed, or when leaving it unattended for long periods. The PowerSaver system operates with a VESA DPM compliant video card installed in your computer. Use the software utility installed on your computer to set up this feature.

State	Normal Operation	Power saving mode	Power off (Power button) EPA/ENERGY 2000
Power Indicator	Blue	Blue blinking	Off
Power Consumption	45 watts	Analog/Digital:1.5 watt USB:2.5watt	0.5 watts

# Specifications

## Preset Timing Modes

If the signal transferred from the computer is the same as the following Preset Timing Modes, the screen will be adjusted automatically. However, if the signal differs, the screen may go blank while the power LED is on. Refer to the video card manual and adjusts the screen as follows.

Display Mode	Horizontal Frequency (kHz)	Vertical Frequency (Hz)	Pixel Clock (MHz)	Sync Polarity (H/V)
IBM, 640 x 350	31.469	70.086	25.175	+/-
IBM, 720 x 400	31.469	70.087	28.322	-/+
MAC, 640 x 480	35.000	66.667	30.240	-/-
MAC, 832 x 624	49.726	74.551	57.284	-/-
MAC, 1152 X 870	68.681	75.062	100.000	-/-
VESA, 640 X 480	31.469	59.940	25.175	-/-
VESA, 640 X 480	37.861	72.809	31.500	-/-
VESA, 640 X 480	37.500	75.500	31.500	-/-
VESA, 800 x 600	35.156	56.250	36.000	+/+
VESA, 800 x 600	37.879	60.317	40.000	+/+
VESA, 800 x 600	48.077	72.188	50.000	+/+
VESA, 800 x 600	46.875	75.000	49.500	+/+
VESA, 1024 x 768	48.363	60.004	65.000	-/-
VESA, 1024 x 768	56.476	70.069	75.000	-/-
VESA, 1024 x 768	60.023	75.029	78.750	+/+
VESA, 1152 x 864	67.500	75.000	108.000	+/+
VESA, 1280 x 960	60.000	60.000	108.000	+/+
VESA, 1280 x 1024	79.976	75.025	135.000	+/+
VESA, 1680 x 1050	64.674	59.883	119.000	+/-

### Horizontal Frequency

The time to scan one line connecting the right edge to the left edge of the screen horizontally is called the Horizontal Cycle and the inverse number of the Horizontal Cycle is called the Horizontal Frequency. Unit: kHz

### Vertical Frequency

Like a fluorescent lamp, the screen has to repeat the same image many times per second to display an image to the user. The frequency of this repetition is called the Vertical Frequency or Refresh Rate. Unit: Hz



# Specifications

---

## General

### General

Model Name SyncMaster 2243QWX

### LCD Panel

Size 22 inch (55cm)

Display area 473.76 mm (H) X 296.1 mm (V)

Pixel Pitch 0.282 mm (H) X 0.282 mm (V)

### Synchronization

Horizontal 30 ~ 81 kHz

Vertical 56 ~ 75 Hz

### Display Color

16.7M

### Resolution

Optimum resolution 1680 X 1050@60Hz

Maximum resolution 1680 X 1050@60Hz

### Input Signal, Terminated

RGB Analog, DVI(Digital Visual Inter face), USB

0.7 Vp-p  $\pm$  5 %

Separate H/V sync, Composite

TTL level (V high  $\geq$  2.0 V, V low  $\leq$  0.8 V)

### Maximum Pixel Clock

146MHz(Analog,Digital,USB)

### Power Supply

AC 100 - 240 V $\sim$  (+/- 10 %), 50/60 Hz  $\pm$  3 Hz

### Signal Cable

15pin-to-15pin D-sub cable,Detachable

DVI-D to DVI-D connector, Detachable

USB Cable, Detachable

### Dimensions (W x H x D) / Weight (HAS Stand)

505.5 x 331.5 x 67.6 mm(19.9 x 13.1 x 2.7inch)(Without Stand)

505.5 x 375.4 x 200.0 mm(19.9 x 14.8 x 7.9inch)(With Stand)/6.35kg(14.0Ibs)

### VESA Mounting Interface

100.0 mm x 100.0 mm

### Environmental considerations

Operating Temperature : 50°F ~ 104°F (10°C ~ 40°C)

Humidity : 10 % ~ 80 %, non-condensing

Temperature : -4°F ~ 113°F (-20°C ~ 45°C)

Storage

Humidity : 5 % ~ 95 %, non-condensing

#### **Plug and Play Capability**

This monitor can be installed on any Plug & Play compatible system. The interaction of the monitor and the computer systems will provide the best operating conditions and monitor settings. In most cases, the monitor installation will proceed automatically, unless the user wishes to select alternate settings.

#### **Dot Acceptable**

TFT-LCD panels manufactured by using advanced semiconductor technology with precision of 1ppm (one millionth) above are used for this product. But the pixels of RED, GREEN, BLUE and WHITE color appear to be bright sometimes or some black pixels may be seen. This is not from bad quality and you can use it without any problems.



#### **Note**

Design and specifications are subject to change without prior notice.



#### **Class B Equipment (Information Communication equipment for residential use)**

This product complies with the Electromagnetic Compatibility Directives for residential use and can be used in all areas including common residential areas. (Class B equipment emits less electromagnetic waves than Class A equipment.)

# Specifications

---

## PowerSaver

This monitor has a built-in power management system called PowerSaver. This system saves energy by switching your monitor to low-power mode when it has not been used for a certain amount of time. The monitor automatically returns to normal operation when you press a key on the keyboard. For energy conservation, turn your monitor OFF when it is not needed, or when leaving it unattended for long periods. The PowerSaver system operates with a VESA DPM compliant video card installed in your computer. Use the software utility installed on your computer to set up this feature.

State	Normal Operation	Power saving mode	Power off (Power button) EPA/ENERGY 2000
Power Indicator	Blue	Blue blinking	Off
Power Consumption	45 watts	Analog/Digital:1.5 watt USB:2.5watt	0.5 watts

# Specifications

## Preset Timing Modes

If the signal transferred from the computer is the same as the following Preset Timing Modes, the screen will be adjusted automatically. However, if the signal differs, the screen may go blank while the power LED is on. Refer to the video card manual and adjusts the screen as follows.

Display Mode	Horizontal Frequency (kHz)	Vertical Frequency (Hz)	Pixel Clock (MHz)	Sync Polarity (H/V)
IBM, 640 x 350	31.469	70.086	25.175	+/-
IBM, 720 x 400	31.469	70.087	28.322	-/+
MAC, 640 x 480	35.000	66.667	30.240	-/-
MAC, 832 x 624	49.726	74.551	57.284	-/-
MAC, 1152 X 870	68.681	75.062	100.000	-/-
VESA, 640 X 480	31.469	59.940	25.175	-/-
VESA, 640 X 480	37.861	72.809	31.500	-/-
VESA, 640 X 480	37.500	75.500	31.500	-/-
VESA, 800 x 600	35.156	56.250	36.000	+/+
VESA, 800 x 600	37.879	60.317	40.000	+/+
VESA, 800 x 600	48.077	72.188	50.000	+/+
VESA, 800 x 600	46.875	75.000	49.500	+/+
VESA, 1024 x 768	48.363	60.004	65.000	-/-
VESA, 1024 x 768	56.476	70.069	75.000	-/-
VESA, 1024 x 768	60.023	75.029	78.750	+/+
VESA, 1152 x 864	67.500	75.000	108.000	+/+
VESA, 1280 x 960	60.000	60.000	108.000	+/+
VESA, 1280 x 1024	79.976	75.025	135.000	+/+
VESA, 1680 x 1050	64.674	59.883	119.000	+/-

### Horizontal Frequency

The time to scan one line connecting the right edge to the left edge of the screen horizontally is called the Horizontal Cycle and the inverse number of the Horizontal Cycle is called the Horizontal Frequency. Unit: kHz

### Vertical Frequency

Like a fluorescent lamp, the screen has to repeat the same image many times per second to display an image to the user. The frequency of this repetition is called the Vertical Frequency or Refresh Rate. Unit: Hz





# Specifications

---

## General

### General

Model Name SyncMaster 2243SN

### LCD Panel

Size 21.5 inch (54 cm)

Display area 477.504 mm (H) x 268.596 mm (V)

Pixel Pitch 0.248 mm (H) x 0.248 mm (V)

### Synchronization

Horizontal 31 ~ 80 kHz

Vertical 50 ~ 75 Hz

### Display Color

16.7M

### Resolution

Optimum resolution 1920 x 1080@60 Hz

Maximum resolution 1920 x 1080@60 Hz

### Input Signal, Terminated

RGB Analog

0.7 Vp-p  $\pm$  5 %

Separate H/V sync, Composite, SOG

TTL level (V high  $\geq$  2.0 V, V low  $\leq$  0.8 V)

### Maximum Pixel Clock

162 MHz (Analog)

### Power Supply

AC 100 - 240 V~ (+/- 10 %), 50/60 Hz  $\pm$  3 Hz

### Signal Cable

15pin - to - 15pin D-sub cable, Detachable

### Dimensions (W x H x D) / Weight (Simple Stand)

513.0 x 326.5 x 65.5 mm ( 20.2 x 12.9 x 2.6 inch )(Without Stand)

513.0 x 401.5 x 217.5 mm ( 20.2 x 15.8 x 8.6 inch )(With Stand)/ 4.60 kg (10.1 lbs )

### Dimensions (W x H x D) / Weight (HAS Stand)

513.0 x 326.5 x 65.5 mm ( 20.2 x 12.9 x 2.6 inch )(Without Stand)

505.5 x 364 x 200.2 mm ( 19.9 x 14.3 x 7.9 inch )(With Stand)/ 5.15 kg ( 11.4 lbs )

### Dimensions (W x H x D) / Weight (Dual Hinge Stand)

513.0 x 326.5 x 71.3 mm ( 20.2 x 12.9 x 2.8 inch )(Without Stand)

505.5 x 435.5 x 231 mm ( 19.9 x 17.1 x 9.1 inch )(With Stand)/ 5.65 kg ( 12.5 lbs )

### VESA Mounting Interface

100 mm x 100 mm

### Environmental considerations

Operating	Temperature : 50°F ~ 104°F (10°C ~ 40°C)
	Humidity : 10 % ~ 80 %, non-condensing
Storage	Temperature : -4°F ~ 113°F (-20°C ~ 45°C)
	Humidity : 5 % ~ 95 %, non-condensing

### Plug and Play Capability

This monitor can be installed on any Plug & Play compatible system. The interaction of the monitor and the computer systems will provide the best operating conditions and monitor settings. In most cases, the monitor installation will proceed automatically, unless the user wishes to select alternate settings.

### Dot Acceptable

TFT-LCD panels manufactured by using advanced semiconductor technology with precision of 1ppm (one millionth) above are used for this product. But the pixels of RED, GREEN, BLUE and WHITE color appear to be bright sometimes or some black pixels may be seen. This is not from bad quality and you can use it without any problems.

#### **Note**

Design and specifications are subject to change without prior notice.

#### **Class B Equipment (Information Communication equipment for residential use)**

This product complies with the Electromagnetic Compatibility Directives for residential use and can be used in all areas including common residential areas. (Class B equipment emits less electromagnetic waves than Class A equipment.)

# Specifications

---

## PowerSaver

This monitor has a built-in power management system called PowerSaver. This system saves energy by switching your monitor to low-power mode when it has not been used for a certain amount of time. The monitor automatically returns to normal operation when you press a key on the keyboard. For energy conservation, turn your monitor OFF when it is not needed, or when leaving it unattended for long periods. The PowerSaver system operates with a VESA DPM compliant video card installed in your computer. Use the software utility installed on your computer to set up this feature.

State	Normal Operation	Power saving mode	Power off (Power button) EPA/ENERGY 2000
Power Indicator	On	Blinking	Off
Power Consumption	45 watts	Less than 1 watts	Less than 1 watts



This monitor is EPA ENERGY STAR<sup>®</sup> compliant and ENERGY2000 compliant when used with a computer equipped with VESA DPM functionality.

As an ENERGY STAR<sup>®</sup> Partner, SAMSUNG has determined that this product meets the ENERGY STAR<sup>®</sup> guidelines for energy efficiency.

# Specifications

## Preset Timing Modes

If the signal transferred from the computer is the same as the following Preset Timing Modes, the screen will be adjusted automatically. However, if the signal differs, the screen may go blank while the power LED is on. Refer to the video card manual and adjusts the screen as follows.

Display Mode	Horizontal Frequency (kHz)	Vertical Frequency (Hz)	Pixel Clock (MHz)	Sync Polarity (H/V)
VESA, 640 x 480	31.469	59.940	25.175	-/-
VESA, 800 x 600	35.156	56.250	36.000	+/+
VESA, 800 x 600	37.879	60.317	40.000	+/+
VESA, 1024 x 768	48.363	60.004	65.000	-/-
VESA, 1280 x 800	49.702	59.810	83.500	-/+
VESA, 1280 x 960	60.000	60.000	108.000	+/+
VESA, 1280 x 1024	63.981	60.020	108.000	+/+
VESA, 1440 x 900	55.935	59.887	106.500	-/+
VESA, 1600 x 1200	75.000	60.000	162.000	+/+
VESA, 1680 x 1050	65.290	59.954	146.250	-/+
VESA, 1920 x 1080	66.587	59.934	138.500	+/-

### Horizontal Frequency

The time to scan one line connecting the right edge to the left edge of the screen horizontally is called the Horizontal Cycle and the inverse number of the Horizontal Cycle is called the Horizontal Frequency. Unit: kHz



### Vertical Frequency

Like a fluorescent lamp, the screen has to repeat the same image many times per second to display an image to the user. The frequency of this repetition is called the Vertical Frequency or Refresh Rate. Unit: Hz

# Specifications

---

## General

### General

Model Name SyncMaster 2243SNPLUS

### LCD Panel

Size 21.5 inch (54 cm)

Display area 477.504 mm (H) x 268.596 mm (V)

Pixel Pitch 0.248 mm (H) x 0.248 mm (V)

### Synchronization

Horizontal 31 ~ 80 kHz

Vertical 50 ~ 75 Hz

### Display Color

16.7M

### Resolution

Optimum resolution 1920 x 1080@60 Hz

Maximum resolution 1920 x 1080@60 Hz

### Input Signal, Terminated

RGB Analog

0.7 Vp-p  $\pm$  5 %

Separate H/V sync, Composite, SOG

TTL level (V high  $\geq$  2.0 V, V low  $\leq$  0.8 V)

### Maximum Pixel Clock

162 MHz (Analog)

### Power Supply

AC 100 - 240 V~ (+/- 10 %), 50/60 Hz  $\pm$  3 Hz

### Signal Cable

15pin - to - 15pin D-sub cable, Detachable

### Dimensions (W x H x D) / Weight (Simple Stand)

513.0 x 326.5 x 65.5 mm ( 20.2 x 12.9 x 2.6 inch )(Without Stand)

513.0 x 401.5 x 217.5 mm ( 20.2 x 15.8 x 8.6 inch )(With Stand)/ 4.60 kg (10.1 lbs )

### Dimensions (W x H x D) / Weight (HAS Stand)

513.0 x 326.5 x 65.5 mm ( 20.2 x 12.9 x 2.6 inch )(Without Stand)

505.5 x 364 x 200.2 mm ( 19.9 x 14.3 x 7.9 inch )(With Stand)/ 5.15 kg ( 11.4 lbs )

### Dimensions (W x H x D) / Weight (Dual Hinge Stand)

513.0 x 326.5 x 71.3 mm ( 20.2 x 12.9 x 2.8 inch )(Without Stand)

505.5 x 435.5 x 231 mm ( 19.9 x 17.1 x 9.1 inch )(With Stand)/ 5.65 kg ( 12.5 lbs )

### VESA Mounting Interface

100 mm x 100 mm

### Environmental considerations

Operating	Temperature : 50°F ~ 104°F (10°C ~ 40°C)
	Humidity : 10 % ~ 80 %, non-condensing
Storage	Temperature : -4°F ~ 113°F (-20°C ~ 45°C)
	Humidity : 5 % ~ 95 %, non-condensing

### Plug and Play Capability

This monitor can be installed on any Plug & Play compatible system. The interaction of the monitor and the computer systems will provide the best operating conditions and monitor settings. In most cases, the monitor installation will proceed automatically, unless the user wishes to select alternate settings.

### Dot Acceptable

TFT-LCD panels manufactured by using advanced semiconductor technology with precision of 1ppm (one millionth) above are used for this product. But the pixels of RED, GREEN, BLUE and WHITE color appear to be bright sometimes or some black pixels may be seen. This is not from bad quality and you can use it without any problems.

#### **Note**

Design and specifications are subject to change without prior notice.

#### **Class B Equipment (Information Communication equipment for residential use)**

This product complies with the Electromagnetic Compatibility Directives for residential use and can be used in all areas including common residential areas. (Class B equipment emits less electromagnetic waves than Class A equipment.)

# Specifications

---

## PowerSaver

This monitor has a built-in power management system called PowerSaver. This system saves energy by switching your monitor to low-power mode when it has not been used for a certain amount of time. The monitor automatically returns to normal operation when you press a key on the keyboard. For energy conservation, turn your monitor OFF when it is not needed, or when leaving it unattended for long periods. The PowerSaver system operates with a VESA DPM compliant video card installed in your computer. Use the software utility installed on your computer to set up this feature.

State	Normal Operation	Power saving mode	Power off (Power button) EPA/ENERGY 2000
Power Indicator	On	Blinking	Off
Power Consumption	45 watts	Less than 1 watts	Less than 1 watts



This monitor is EPA ENERGY STAR<sup>®</sup> compliant and ENERGY2000 compliant when used with a computer equipped with VESA DPM functionality.

As an ENERGY STAR<sup>®</sup> Partner, SAMSUNG has determined that this product meets the ENERGY STAR<sup>®</sup> guidelines for energy efficiency.

# Specifications

## Preset Timing Modes

If the signal transferred from the computer is the same as the following Preset Timing Modes, the screen will be adjusted automatically. However, if the signal differs, the screen may go blank while the power LED is on. Refer to the video card manual and adjusts the screen as follows.

Display Mode	Horizontal Frequency (kHz)	Vertical Frequency (Hz)	Pixel Clock (MHz)	Sync Polarity (H/V)
VESA, 640 x 480	31.469	59.940	25.175	-/-
VESA, 800 x 600	35.156	56.250	36.000	+/+
VESA, 800 x 600	37.879	60.317	40.000	+/+
VESA, 1024 x 768	48.363	60.004	65.000	-/-
VESA, 1280 x 800	49.702	59.810	83.500	-/+
VESA, 1280 x 960	60.000	60.000	108.000	+/+
VESA, 1280 x 1024	63.981	60.020	108.000	+/+
VESA, 1440 x 900	55.935	59.887	106.500	-/+
VESA, 1600 x 1200	75.000	60.000	162.000	+/+
VESA, 1680 x 1050	65.290	59.954	146.250	-/+
VESA, 1920 x 1080	66.587	59.934	138.500	+/-

### Horizontal Frequency

The time to scan one line connecting the right edge to the left edge of the screen horizontally is called the Horizontal Cycle and the inverse number of the Horizontal Cycle is called the Horizontal Frequency. Unit: kHz



### Vertical Frequency

Like a fluorescent lamp, the screen has to repeat the same image many times per second to display an image to the user. The frequency of this repetition is called the Vertical Frequency or Refresh Rate. Unit: Hz



# Specifications

---

## General

### General

Model Name SyncMaster 2243SNX

### LCD Panel

Size 21.5 inch (54 cm)

Display area 477.504 mm (H) x 268.596 mm (V)

Pixel Pitch 0.248 mm (H) x 0.248 mm (V)

### Synchronization

Horizontal 31 ~ 80 kHz

Vertical 50 ~ 75 Hz

### Display Color

16.7M

### Resolution

Optimum resolution 1920 x 1080@60 Hz

Maximum resolution 1920 x 1080@60 Hz

### Input Signal, Terminated

RGB Analog

0.7 Vp-p  $\pm$  5 %

Separate H/V sync, Composite, SOG

TTL level (V high  $\geq$  2.0 V, V low  $\leq$  0.8 V)

### Maximum Pixel Clock

162 MHz (Analog)

### Power Supply

AC 100 - 240 V~ (+/- 10 %), 50/60 Hz  $\pm$  3 Hz

### Signal Cable

15pin - to - 15pin D-sub cable, Detachable

### Dimensions (W x H x D) / Weight (Simple Stand)

513.0 x 326.5 x 65.5 mm ( 20.2 x 12.9 x 2.6 inch )(Without Stand)

513.0 x 401.5 x 217.5 mm ( 20.2 x 15.8 x 8.6 inch )(With Stand)/ 4.60 kg (10.1 lbs )

### Dimensions (W x H x D) / Weight (HAS Stand)

513.0 x 326.5 x 65.5 mm ( 20.2 x 12.9 x 2.6 inch )(Without Stand)

505.5 x 364 x 200.2 mm ( 19.9 x 14.3 x 7.9 inch )(With Stand)/ 5.15 kg ( 11.4 lbs )

### Dimensions (W x H x D) / Weight (Dual Hinge Stand)

513.0 x 326.5 x 71.3 mm ( 20.2 x 12.9 x 2.8 inch )(Without Stand)

505.5 x 435.5 x 231 mm ( 19.9 x 17.1 x 9.1 inch )(With Stand)/ 5.65 kg ( 12.5 lbs )

### VESA Mounting Interface

100 mm x 100 mm

### Environmental considerations

Operating	Temperature : 50°F ~ 104°F (10°C ~ 40°C)
	Humidity : 10 % ~ 80 %, non-condensing
Storage	Temperature : -4°F ~ 113°F (-20°C ~ 45°C)
	Humidity : 5 % ~ 95 %, non-condensing

### Plug and Play Capability

This monitor can be installed on any Plug & Play compatible system. The interaction of the monitor and the computer systems will provide the best operating conditions and monitor settings. In most cases, the monitor installation will proceed automatically, unless the user wishes to select alternate settings.

### Dot Acceptable

TFT-LCD panels manufactured by using advanced semiconductor technology with precision of 1ppm (one millionth) above are used for this product. But the pixels of RED, GREEN, BLUE and WHITE color appear to be bright sometimes or some black pixels may be seen. This is not from bad quality and you can use it without any problems.

#### **Note**

Design and specifications are subject to change without prior notice.

#### **Class B Equipment (Information Communication equipment for residential use)**

This product complies with the Electromagnetic Compatibility Directives for residential use and can be used in all areas including common residential areas. (Class B equipment emits less electromagnetic waves than Class A equipment.)

# Specifications

---

## PowerSaver

This monitor has a built-in power management system called PowerSaver. This system saves energy by switching your monitor to low-power mode when it has not been used for a certain amount of time. The monitor automatically returns to normal operation when you press a key on the keyboard. For energy conservation, turn your monitor OFF when it is not needed, or when leaving it unattended for long periods. The PowerSaver system operates with a VESA DPM compliant video card installed in your computer. Use the software utility installed on your computer to set up this feature.

State	Normal Operation	Power saving mode	Power off (Power button) EPA/ENERGY 2000
Power Indicator	On	Blinking	Off
Power Consumption	45 watts	Less than 1 watts	Less than 1 watts



This monitor is EPA ENERGY STAR<sup>®</sup> compliant and ENERGY2000 compliant when used with a computer equipped with VESA DPM functionality.

As an ENERGY STAR<sup>®</sup> Partner, SAMSUNG has determined that this product meets the ENERGY STAR<sup>®</sup> guidelines for energy efficiency.

# Specifications

## Preset Timing Modes

If the signal transferred from the computer is the same as the following Preset Timing Modes, the screen will be adjusted automatically. However, if the signal differs, the screen may go blank while the power LED is on. Refer to the video card manual and adjusts the screen as follows.

Display Mode	Horizontal Frequency (kHz)	Vertical Frequency (Hz)	Pixel Clock (MHz)	Sync Polarity (H/V)
VESA, 640 x 480	31.469	59.940	25.175	-/-
VESA, 800 x 600	35.156	56.250	36.000	+/+
VESA, 800 x 600	37.879	60.317	40.000	+/+
VESA, 1024 x 768	48.363	60.004	65.000	-/-
VESA, 1280 x 800	49.702	59.810	83.500	-/+
VESA, 1280 x 960	60.000	60.000	108.000	+/+
VESA, 1280 x 1024	63.981	60.020	108.000	+/+
VESA, 1440 x 900	55.935	59.887	106.500	-/+
VESA, 1600 x 1200	75.000	60.000	162.000	+/+
VESA, 1680 x 1050	65.290	59.954	146.250	-/+
VESA, 1920 x 1080	66.587	59.934	138.500	+/-

### Horizontal Frequency

The time to scan one line connecting the right edge to the left edge of the screen horizontally is called the Horizontal Cycle and the inverse number of the Horizontal Cycle is called the Horizontal Frequency. Unit: kHz



### Vertical Frequency

Like a fluorescent lamp, the screen has to repeat the same image many times per second to display an image to the user. The frequency of this repetition is called the Vertical Frequency or Refresh Rate. Unit: Hz

# Specifications

---

## General

### General

Model Name SyncMaster 2243SNXPLUS

### LCD Panel

Size 21.5 inch (54 cm)

Display area 477.504 mm (H) x 268.596 mm (V)

Pixel Pitch 0.248 mm (H) x 0.248 mm (V)

### Synchronization

Horizontal 31 ~ 80 kHz

Vertical 50 ~ 75 Hz

### Display Color

16.7M

### Resolution

Optimum resolution 1920 x 1080@60 Hz

Maximum resolution 1920 x 1080@60 Hz

### Input Signal, Terminated

RGB Analog

0.7 Vp-p  $\pm$  5 %

Separate H/V sync, Composite, SOG

TTL level (V high  $\geq$  2.0 V, V low  $\leq$  0.8 V)

### Maximum Pixel Clock

162 MHz (Analog)

### Power Supply

AC 100 - 240 V~ (+/- 10 %), 50/60 Hz  $\pm$  3 Hz

### Signal Cable

15pin - to - 15pin D-sub cable, Detachable

### Dimensions (W x H x D) / Weight (Simple Stand)

513.0 x 326.5 x 65.5 mm ( 20.2 x 12.9 x 2.6 inch )(Without Stand)

513.0 x 401.5 x 217.5 mm ( 20.2 x 15.8 x 8.6 inch )(With Stand)/ 4.60 kg (10.1 lbs )

### Dimensions (W x H x D) / Weight (HAS Stand)

513.0 x 326.5 x 65.5 mm ( 20.2 x 12.9 x 2.6 inch )(Without Stand)

505.5 x 364 x 200.2 mm ( 19.9 x 14.3 x 7.9 inch )(With Stand)/ 5.15 kg ( 11.4 lbs )

### Dimensions (W x H x D) / Weight (Dual Hinge Stand)

513.0 x 326.5 x 71.3 mm ( 20.2 x 12.9 x 2.8 inch )(Without Stand)

505.5 x 435.5 x 231 mm ( 19.9 x 17.1 x 9.1 inch )(With Stand)/ 5.65 kg ( 12.5 lbs )

### VESA Mounting Interface

100 mm x 100 mm

### Environmental considerations

Operating	Temperature : 50°F ~ 104°F (10°C ~ 40°C)
	Humidity : 10 % ~ 80 %, non-condensing
Storage	Temperature : -4°F ~ 113°F (-20°C ~ 45°C)
	Humidity : 5 % ~ 95 %, non-condensing

### Plug and Play Capability

This monitor can be installed on any Plug & Play compatible system. The interaction of the monitor and the computer systems will provide the best operating conditions and monitor settings. In most cases, the monitor installation will proceed automatically, unless the user wishes to select alternate settings.

### Dot Acceptable

TFT-LCD panels manufactured by using advanced semiconductor technology with precision of 1ppm (one millionth) above are used for this product. But the pixels of RED, GREEN, BLUE and WHITE color appear to be bright sometimes or some black pixels may be seen. This is not from bad quality and you can use it without any problems.

#### **Note**

Design and specifications are subject to change without prior notice.

#### **Class B Equipment (Information Communication equipment for residential use)**

This product complies with the Electromagnetic Compatibility Directives for residential use and can be used in all areas including common residential areas. (Class B equipment emits less electromagnetic waves than Class A equipment.)

# Specifications

## PowerSaver

This monitor has a built-in power management system called PowerSaver. This system saves energy by switching your monitor to low-power mode when it has not been used for a certain amount of time. The monitor automatically returns to normal operation when you press a key on the keyboard. For energy conservation, turn your monitor OFF when it is not needed, or when leaving it unattended for long periods. The PowerSaver system operates with a VESA DPM compliant video card installed in your computer. Use the software utility installed on your computer to set up this feature.

State	Normal Operation	Power saving mode	Power off (Power button) EPA/ENERGY 2000
Power Indicator	On	Blinking	Off
Power Consumption	45 watts	Less than 1 watts	Less than 1 watts



This monitor is EPA ENERGY STAR<sup>®</sup> compliant and ENERGY2000 compliant when used with a computer equipped with VESA DPM functionality.

As an ENERGY STAR<sup>®</sup> Partner, SAMSUNG has determined that this product meets the ENERGY STAR<sup>®</sup> guidelines for energy efficiency.

# Specifications

## Preset Timing Modes

If the signal transferred from the computer is the same as the following Preset Timing Modes, the screen will be adjusted automatically. However, if the signal differs, the screen may go blank while the power LED is on. Refer to the video card manual and adjusts the screen as follows.

Display Mode	Horizontal Frequency (kHz)	Vertical Frequency (Hz)	Pixel Clock (MHz)	Sync Polarity (H/V)
VESA, 640 x 480	31.469	59.940	25.175	-/-
VESA, 800 x 600	35.156	56.250	36.000	+/+
VESA, 800 x 600	37.879	60.317	40.000	+/+
VESA, 1024 x 768	48.363	60.004	65.000	-/-
VESA, 1280 x 800	49.702	59.810	83.500	-/+
VESA, 1280 x 960	60.000	60.000	108.000	+/+
VESA, 1280 x 1024	63.981	60.020	108.000	+/+
VESA, 1440 x 900	55.935	59.887	106.500	-/+
VESA, 1600 x 1200	75.000	60.000	162.000	+/+
VESA, 1680 x 1050	65.290	59.954	146.250	-/+
VESA, 1920 x 1080	66.587	59.934	138.500	+/-

### Horizontal Frequency

The time to scan one line connecting the right edge to the left edge of the screen horizontally is called the Horizontal Cycle and the inverse number of the Horizontal Cycle is called the Horizontal Frequency. Unit: kHz



### Vertical Frequency

Like a fluorescent lamp, the screen has to repeat the same image many times per second to display an image to the user. The frequency of this repetition is called the Vertical Frequency or Refresh Rate. Unit: Hz



# Specifications

---

## General

### General

Model Name SyncMaster 2243SW

### LCD Panel

Size 21.5 inch (54 cm)

Display area 477.504 mm(H) X 268.596 mm(V)

Pixel Pitch 0.248 mm(H) X 0.248 mm(V)

### Synchronization

Horizontal 31 ~ 80 kHz

Vertical 50 ~ 75 Hz

### Display Color

16.7M

### Resolution

Optimum resolution 1920 X 1080@60Hz

Maximum resolution 1920 X 1080@60Hz

### Input Signal, Terminated

RGB Analog, DVI(Digital Visual Interface) Compliant Digital RGB

0.7 Vp-p  $\pm$  5 %

Separate H/V sync, Composite, SOG

TTL level (V high  $\geq$  2.0 V, V low  $\leq$  0.8 V)

### Maximum Pixel Clock

162MHz (Analog,Digital)

### Power Supply

AC 100 - 240 V $\sim$  (+/- 10 %), 50/60 Hz  $\pm$  3 Hz

### Signal Cable

15pin-to-15pin D-sub cable,Detachable

DVI-D to DVI-D connector, Detachable

### Dimensions (W x H x D) / Weight (Simple Stand)

513.0 x 326.5 x 71.3 mm ( 20.2 x 12.9 x 2.6 inch) (Without Stand)

513.0 x 401.5 x 217.5 mm ( 20.2 x 15.8 x 8.6 inch) (With Stand)/ 4.60 kg (10.1 lbs)

### Dimensions (W x H x D) / Weight (HAS Stand)

513.0 x 326.5 x 71.3 mm ( 20.2 x 12.9 x 2.6 inch) (Without Stand)

513.0 x 364 x 200.2 mm ( 19.9 x 14.3 x 7.9 inch) (With Stand)/ 5.15 kg (11.4 lbs)

### Dimensions (W x H x D) / Weight (Dual Hinge Stand)

513.0 x 326.5 x 71.3 mm ( 20.2 x 12.9 x 2.8 inch) (Without Stand)

513.0 x 435.5 x 231 mm ( 19.9 x 17.1 x 9.1 inch) (With Stand)/ 5.65 kg (12.5 lbs)

#### VESA Mounting Interface

100.0 mm x 100.0 mm

#### Environmental considerations

Operating	Temperature : 50°F ~ 104°F (10°C ~ 40°C)
	Humidity : 10 % ~ 80 %, non-condensing
Storage	Temperature : -4°F ~ 113°F (-20°C ~ 45°C)
	Humidity : 5 % ~ 95 %, non-condensing

#### Plug and Play Capability

This monitor can be installed on any Plug & Play compatible system. The interaction of the monitor and the computer systems will provide the best operating conditions and monitor settings. In most cases, the monitor installation will proceed automatically, unless the user wishes to select alternate settings.

#### Dot Acceptable

TFT-LCD panels manufactured by using advanced semiconductor technology with precision of 1ppm (one millionth) above are used for this product. But the pixels of RED, GREEN, BLUE and WHITE color appear to be bright sometimes or some black pixels may be seen. This is not from bad quality and you can use it without any problems.



#### Note

Design and specifications are subject to change without prior notice.



#### Class B Equipment (Information Communication equipment for residential use)

This product complies with the Electromagnetic Compatibility Directives for residential use and can be used in all areas including common residential areas. (Class B equipment emits less electromagnetic waves than Class A equipment.)

# Specifications

---

## PowerSaver

This monitor has a built-in power management system called PowerSaver. This system saves energy by switching your monitor to low-power mode when it has not been used for a certain amount of time. The monitor automatically returns to normal operation when you press a key on the keyboard. For energy conservation, turn your monitor OFF when it is not needed, or when leaving it unattended for long periods. The PowerSaver system operates with a VESA DPM compliant video card installed in your computer. Use the software utility installed on your computer to set up this feature.

State	Normal Operation	Power saving mode	Power off (Power button) EPA/ENERGY 2000
Power Indicator	On	Blinking	Off
Power Consumption	45 watts	Less than 1 watts	Less than 1 watts



This monitor is EPA ENERGY STAR<sup>®</sup> compliant and ENERGY 2000 compliant when used with a computer equipped with VESA DPM functionality.

As an ENERGY STAR<sup>®</sup> Partner, SAMSUNG has determined that this product meets the ENERGY STAR<sup>®</sup> guidelines for energy efficiency.

# Specifications

## Preset Timing Modes

If the signal transferred from the computer is the same as the following Preset Timing Modes, the screen will be adjusted automatically. However, if the signal differs, the screen may go blank while the power LED is on. Refer to the video card manual and adjusts the screen as follows.

Display Mode	Horizontal Frequency (kHz)	Vertical Frequency (Hz)	Pixel Clock (MHz)	Sync Polarity (H/V)
VESA, 640 x 480	31.469	59.940	25.175	-/-
VESA, 800 x 600	35.156	56.250	36.000	+/+
VESA, 800 x 600	37.879	60.317	40.000	+/+
VESA, 1024 x 768	48.363	60.004	65.000	-/-
VESA, 1280 x 800	49.702	59.810	83.500	-/+
VESA, 1280 x 960	60.000	60.000	108.000	+/+
VESA, 1280 x 1024	63.981	60.020	108.000	+/+
VESA, 1440 x 900	55.935	59.887	106.500	-/+
VESA, 1600 x 1200	75.000	60.000	162.000	+/+
VESA, 1680 x 1050	65.290	59.954	146.250	-/+
VESA, 1920 x 1080	66.587	59.934	138.500	+/-

### Horizontal Frequency

The time to scan one line connecting the right edge to the left edge of the screen horizontally is called the Horizontal Cycle and the inverse number of the Horizontal Cycle is called the Horizontal Frequency. Unit: kHz



### Vertical Frequency

Like a fluorescent lamp, the screen has to repeat the same image many times per second to display an image to the user. The frequency of this repetition is called the Vertical Frequency or Refresh Rate. Unit: Hz

# Specifications

---

## General

### General

Model Name SyncMaster 2243SWPLUS

### LCD Panel

Size 21.5 inch (54 cm)

Display area 477.504 mm(H) X 268.596 mm(V)

Pixel Pitch 0.248 mm(H) X 0.248 mm(V)

### Synchronization

Horizontal 31 ~ 80 kHz

Vertical 50 ~ 75 Hz

### Display Color

16.7M

### Resolution

Optimum resolution 1920 X 1080@60Hz

Maximum resolution 1920 X 1080@60Hz

### Input Signal, Terminated

RGB Analog, DVI(Digital Visual Interface) Compliant Digital RGB

0.7 Vp-p  $\pm$  5 %

Separate H/V sync, Composite, SOG

TTL level (V high  $\geq$  2.0 V, V low  $\leq$  0.8 V)

### Maximum Pixel Clock

162MHz (Analog,Digital)

### Power Supply

AC 100 - 240 V $\sim$  (+/- 10 %), 50/60 Hz  $\pm$  3 Hz

### Signal Cable

15pin-to-15pin D-sub cable, Detachable

DVI-D to DVI-D connector, Detachable

### Dimensions (W x H x D) / Weight (Simple Stand)

513.0 x 326.5 x 71.3 mm ( 20.2 x 12.9 x 2.6 inch) (Without Stand)

513.0 x 401.5 x 217.5 mm ( 20.2 x 15.8 x 8.6 inch) (With Stand)/ 4.60 kg (10.1 lbs)

### Dimensions (W x H x D) / Weight (HAS Stand)

513.0 x 326.5 x 71.3 mm ( 20.2 x 12.9 x 2.6 inch) (Without Stand)

513.0 x 364 x 200.2 mm ( 19.9 x 14.3 x 7.9 inch) (With Stand)/ 5.15 kg (11.4 lbs)

### Dimensions (W x H x D) / Weight (Dual Hinge Stand)

513.0 x 326.5 x 71.3 mm ( 20.2 x 12.9 x 2.8 inch) (Without Stand)

513.0 x 435.5 x 231 mm ( 19.9 x 17.1 x 9.1 inch) (With Stand)/ 5.65 kg (12.5 lbs)

#### VESA Mounting Interface

100.0 mm x 100.0 mm

#### Environmental considerations

Operating	Temperature : 50°F ~ 104°F (10°C ~ 40°C)
	Humidity : 10 % ~ 80 %, non-condensing
Storage	Temperature : -4°F ~ 113°F (-20°C ~ 45°C)
	Humidity : 5 % ~ 95 %, non-condensing

#### Plug and Play Capability

This monitor can be installed on any Plug & Play compatible system. The interaction of the monitor and the computer systems will provide the best operating conditions and monitor settings. In most cases, the monitor installation will proceed automatically, unless the user wishes to select alternate settings.

#### Dot Acceptable

TFT-LCD panels manufactured by using advanced semiconductor technology with precision of 1ppm (one millionth) above are used for this product. But the pixels of RED, GREEN, BLUE and WHITE color appear to be bright sometimes or some black pixels may be seen. This is not from bad quality and you can use it without any problems.



#### Note

Design and specifications are subject to change without prior notice.



#### Class B Equipment (Information Communication equipment for residential use)

This product complies with the Electromagnetic Compatibility Directives for residential use and can be used in all areas including common residential areas. (Class B equipment emits less electromagnetic waves than Class A equipment.)

# Specifications

---

## PowerSaver

This monitor has a built-in power management system called PowerSaver. This system saves energy by switching your monitor to low-power mode when it has not been used for a certain amount of time. The monitor automatically returns to normal operation when you press a key on the keyboard. For energy conservation, turn your monitor OFF when it is not needed, or when leaving it unattended for long periods. The PowerSaver system operates with a VESA DPM compliant video card installed in your computer. Use the software utility installed on your computer to set up this feature.

State	Normal Operation	Power saving mode	Power off (Power button) EPA/ENERGY 2000
Power Indicator	On	Blinking	Off
Power Consumption	45 watts	Less than 1 watts	Less than 1 watts



This monitor is EPA ENERGY STAR<sup>®</sup> compliant and ENERGY 2000 compliant when used with a computer equipped with VESA DPM functionality.

As an ENERGY STAR<sup>®</sup> Partner, SAMSUNG has determined that this product meets the ENERGY STAR<sup>®</sup> guidelines for energy efficiency.

# Specifications

## Preset Timing Modes

If the signal transferred from the computer is the same as the following Preset Timing Modes, the screen will be adjusted automatically. However, if the signal differs, the screen may go blank while the power LED is on. Refer to the video card manual and adjusts the screen as follows.

Display Mode	Horizontal Frequency (kHz)	Vertical Frequency (Hz)	Pixel Clock (MHz)	Sync Polarity (H/V)
VESA, 640 x 480	31.469	59.940	25.175	-/-
VESA, 800 x 600	35.156	56.250	36.000	+/+
VESA, 800 x 600	37.879	60.317	40.000	+/+
VESA, 1024 x 768	48.363	60.004	65.000	-/-
VESA, 1280 x 800	49.702	59.810	83.500	-/+
VESA, 1280 x 960	60.000	60.000	108.000	+/+
VESA, 1280 x 1024	63.981	60.020	108.000	+/+
VESA, 1440 x 900	55.935	59.887	106.500	-/+
VESA, 1600 x 1200	75.000	60.000	162.000	+/+
VESA, 1680 x 1050	65.290	59.954	146.250	-/+
VESA, 1920 x 1080	66.587	59.934	138.500	+/-

### Horizontal Frequency

The time to scan one line connecting the right edge to the left edge of the screen horizontally is called the Horizontal Cycle and the inverse number of the Horizontal Cycle is called the Horizontal Frequency. Unit: kHz



### Vertical Frequency

Like a fluorescent lamp, the screen has to repeat the same image many times per second to display an image to the user. The frequency of this repetition is called the Vertical Frequency or Refresh Rate. Unit: Hz



# Specifications

---

## General

### General

Model Name SyncMaster 2243SWX

### LCD Panel

Size 21.5 inch (54 cm)

Display area 477.504 mm(H) X 268.596 mm(V)

Pixel Pitch 0.248 mm(H) X 0.248 mm(V)

### Synchronization

Horizontal 31 ~ 80 kHz

Vertical 50 ~ 75 Hz

### Display Color

16.7M

### Resolution

Optimum resolution 1920 X 1080@60Hz

Maximum resolution 1920 X 1080@60Hz

### Input Signal, Terminated

RGB Analog, DVI(Digital Visual Interface) Compliant Digital RGB

0.7 Vp-p  $\pm$  5 %

Separate H/V sync, Composite, SOG

TTL level (V high  $\geq$  2.0 V, V low  $\leq$  0.8 V)

### Maximum Pixel Clock

162MHz (Analog,Digital)

### Power Supply

AC 100 - 240 V $\sim$  (+/- 10 %), 50/60 Hz  $\pm$  3 Hz

### Signal Cable

15pin-to-15pin D-sub cable,Detachable

DVI-D to DVI-D connector, Detachable

### Dimensions (W x H x D) / Weight (Simple Stand)

513.0 x 326.5 x 71.3 mm ( 20.2 x 12.9 x 2.6 inch) (Without Stand)

513.0 x 401.5 x 217.5 mm ( 20.2 x 15.8 x 8.6 inch) (With Stand)/ 4.60 kg (10.1 lbs)

### Dimensions (W x H x D) / Weight (HAS Stand)

513.0 x 326.5 x 71.3 mm ( 20.2 x 12.9 x 2.6 inch) (Without Stand)

513.0 x 364 x 200.2 mm ( 19.9 x 14.3 x 7.9 inch) (With Stand)/ 5.15 kg (11.4 lbs)

### Dimensions (W x H x D) / Weight (Dual Hinge Stand)

513.0 x 326.5 x 71.3 mm ( 20.2 x 12.9 x 2.8 inch) (Without Stand)

513.0 x 435.5 x 231 mm ( 19.9 x 17.1 x 9.1 inch) (With Stand)/ 5.65 kg (12.5 lbs)

#### VESA Mounting Interface

100.0 mm x 100.0 mm

#### Environmental considerations

Operating	Temperature : 50°F ~ 104°F (10°C ~ 40°C)
	Humidity : 10 % ~ 80 %, non-condensing
Storage	Temperature : -4°F ~ 113°F (-20°C ~ 45°C)
	Humidity : 5 % ~ 95 %, non-condensing

#### Plug and Play Capability

This monitor can be installed on any Plug & Play compatible system. The interaction of the monitor and the computer systems will provide the best operating conditions and monitor settings. In most cases, the monitor installation will proceed automatically, unless the user wishes to select alternate settings.

#### Dot Acceptable

TFT-LCD panels manufactured by using advanced semiconductor technology with precision of 1ppm (one millionth) above are used for this product. But the pixels of RED, GREEN, BLUE and WHITE color appear to be bright sometimes or some black pixels may be seen. This is not from bad quality and you can use it without any problems.



#### Note

Design and specifications are subject to change without prior notice.



#### Class B Equipment (Information Communication equipment for residential use)

This product complies with the Electromagnetic Compatibility Directives for residential use and can be used in all areas including common residential areas. (Class B equipment emits less electromagnetic waves than Class A equipment.)

# Specifications

---

## PowerSaver

This monitor has a built-in power management system called PowerSaver. This system saves energy by switching your monitor to low-power mode when it has not been used for a certain amount of time. The monitor automatically returns to normal operation when you press a key on the keyboard. For energy conservation, turn your monitor OFF when it is not needed, or when leaving it unattended for long periods. The PowerSaver system operates with a VESA DPM compliant video card installed in your computer. Use the software utility installed on your computer to set up this feature.

State	Normal Operation	Power saving mode	Power off (Power button) EPA/ENERGY 2000
Power Indicator	On	Blinking	Off
Power Consumption	45 watts	Less than 1 watts	Less than 1 watts



This monitor is EPA ENERGY STAR<sup>®</sup> compliant and ENERGY 2000 compliant when used with a computer equipped with VESA DPM functionality.

As an ENERGY STAR<sup>®</sup> Partner, SAMSUNG has determined that this product meets the ENERGY STAR<sup>®</sup> guidelines for energy efficiency.

# Specifications

## Preset Timing Modes

If the signal transferred from the computer is the same as the following Preset Timing Modes, the screen will be adjusted automatically. However, if the signal differs, the screen may go blank while the power LED is on. Refer to the video card manual and adjusts the screen as follows.

Display Mode	Horizontal Frequency (kHz)	Vertical Frequency (Hz)	Pixel Clock (MHz)	Sync Polarity (H/V)
VESA, 640 x 480	31.469	59.940	25.175	-/-
VESA, 800 x 600	35.156	56.250	36.000	+/+
VESA, 800 x 600	37.879	60.317	40.000	+/+
VESA, 1024 x 768	48.363	60.004	65.000	-/-
VESA, 1280 x 800	49.702	59.810	83.500	-/+
VESA, 1280 x 960	60.000	60.000	108.000	+/+
VESA, 1280 x 1024	63.981	60.020	108.000	+/+
VESA, 1440 x 900	55.935	59.887	106.500	-/+
VESA, 1600 x 1200	75.000	60.000	162.000	+/+
VESA, 1680 x 1050	65.290	59.954	146.250	-/+
VESA, 1920 x 1080	66.587	59.934	138.500	+/-

### Horizontal Frequency

The time to scan one line connecting the right edge to the left edge of the screen horizontally is called the Horizontal Cycle and the inverse number of the Horizontal Cycle is called the Horizontal Frequency. Unit: kHz



### Vertical Frequency

Like a fluorescent lamp, the screen has to repeat the same image many times per second to display an image to the user. The frequency of this repetition is called the Vertical Frequency or Refresh Rate. Unit: Hz

# Specifications

---

## General

### General

Model Name SyncMaster 2243SWXPLUS

### LCD Panel

Size 21.5 inch (54 cm)

Display area 477.504 mm(H) X 268.596 mm(V)

Pixel Pitch 0.248 mm(H) X 0.248 mm(V)

### Synchronization

Horizontal 31 ~ 80 kHz

Vertical 50 ~ 75 Hz

### Display Color

16.7M

### Resolution

Optimum resolution 1920 X 1080@60Hz

Maximum resolution 1920 X 1080@60Hz

### Input Signal, Terminated

RGB Analog, DVI(Digital Visual Interface) Compliant Digital RGB

0.7 Vp-p  $\pm$  5 %

Separate H/V sync, Composite, SOG

TTL level (V high  $\geq$  2.0 V, V low  $\leq$  0.8 V)

### Maximum Pixel Clock

162MHz (Analog,Digital)

### Power Supply

AC 100 - 240 V $\sim$  (+/- 10 %), 50/60 Hz  $\pm$  3 Hz

### Signal Cable

15pin-to-15pin D-sub cable,Detachable

DVI-D to DVI-D connector, Detachable

### Dimensions (W x H x D) / Weight (Simple Stand)

513.0 x 326.5 x 71.3 mm ( 20.2 x 12.9 x 2.6 inch) (Without Stand)

513.0 x 401.5 x 217.5 mm ( 20.2 x 15.8 x 8.6 inch) (With Stand)/ 4.60 kg (10.1 lbs)

### Dimensions (W x H x D) / Weight (HAS Stand)

513.0 x 326.5 x 71.3 mm ( 20.2 x 12.9 x 2.6 inch) (Without Stand)

513.0 x 364 x 200.2 mm ( 19.9 x 14.3 x 7.9 inch) (With Stand)/ 5.15 kg (11.4 lbs)

### Dimensions (W x H x D) / Weight (Dual Hinge Stand)

513.0 x 326.5 x 71.3 mm ( 20.2 x 12.9 x 2.8 inch) (Without Stand)

513.0 x 435.5 x 231 mm ( 19.9 x 17.1 x 9.1 inch) (With Stand)/ 5.65 kg (12.5 lbs)

#### VESA Mounting Interface

100.0 mm x 100.0 mm

#### Environmental considerations

Operating	Temperature : 50°F ~ 104°F (10°C ~ 40°C)
	Humidity : 10 % ~ 80 %, non-condensing
Storage	Temperature : -4°F ~ 113°F (-20°C ~ 45°C)
	Humidity : 5 % ~ 95 %, non-condensing

#### Plug and Play Capability

This monitor can be installed on any Plug & Play compatible system. The interaction of the monitor and the computer systems will provide the best operating conditions and monitor settings. In most cases, the monitor installation will proceed automatically, unless the user wishes to select alternate settings.

#### Dot Acceptable

TFT-LCD panels manufactured by using advanced semiconductor technology with precision of 1ppm (one millionth) above are used for this product. But the pixels of RED, GREEN, BLUE and WHITE color appear to be bright sometimes or some black pixels may be seen. This is not from bad quality and you can use it without any problems.



#### Note

Design and specifications are subject to change without prior notice.



#### Class B Equipment (Information Communication equipment for residential use)

This product complies with the Electromagnetic Compatibility Directives for residential use and can be used in all areas including common residential areas. (Class B equipment emits less electromagnetic waves than Class A equipment.)

# Specifications

## PowerSaver

This monitor has a built-in power management system called PowerSaver. This system saves energy by switching your monitor to low-power mode when it has not been used for a certain amount of time. The monitor automatically returns to normal operation when you press a key on the keyboard. For energy conservation, turn your monitor OFF when it is not needed, or when leaving it unattended for long periods. The PowerSaver system operates with a VESA DPM compliant video card installed in your computer. Use the software utility installed on your computer to set up this feature.

State	Normal Operation	Power saving mode	Power off (Power button) EPA/ENERGY 2000
Power Indicator	On	Blinking	Off
Power Consumption	45 watts	Less than 1 watts	Less than 1 watts



This monitor is EPA ENERGY STAR<sup>®</sup> compliant and ENERGY 2000 compliant when used with a computer equipped with VESA DPM functionality.

As an ENERGY STAR<sup>®</sup> Partner, SAMSUNG has determined that this product meets the ENERGY STAR<sup>®</sup> guidelines for energy efficiency.

# Specifications

## Preset Timing Modes

If the signal transferred from the computer is the same as the following Preset Timing Modes, the screen will be adjusted automatically. However, if the signal differs, the screen may go blank while the power LED is on. Refer to the video card manual and adjusts the screen as follows.

Display Mode	Horizontal Frequency (kHz)	Vertical Frequency (Hz)	Pixel Clock (MHz)	Sync Polarity (H/V)
VESA, 640 x 480	31.469	59.940	25.175	-/-
VESA, 800 x 600	35.156	56.250	36.000	+/+
VESA, 800 x 600	37.879	60.317	40.000	+/+
VESA, 1024 x 768	48.363	60.004	65.000	-/-
VESA, 1280 x 800	49.702	59.810	83.500	-/+
VESA, 1280 x 960	60.000	60.000	108.000	+/+
VESA, 1280 x 1024	63.981	60.020	108.000	+/+
VESA, 1440 x 900	55.935	59.887	106.500	-/+
VESA, 1600 x 1200	75.000	60.000	162.000	+/+
VESA, 1680 x 1050	65.290	59.954	146.250	-/+
VESA, 1920 x 1080	66.587	59.934	138.500	+/-

### Horizontal Frequency

The time to scan one line connecting the right edge to the left edge of the screen horizontally is called the Horizontal Cycle and the inverse number of the Horizontal Cycle is called the Horizontal Frequency. Unit: kHz



### Vertical Frequency

Like a fluorescent lamp, the screen has to repeat the same image many times per second to display an image to the user. The frequency of this repetition is called the Vertical Frequency or Refresh Rate. Unit: Hz



# Specifications

---

## General

### General

Model Name                      SyncMaster 2243WM

### LCD Panel

Size                                      22 inch (55 cm)  
Display area                      473.76 mm (H) x 296.1 mm (V)  
Pixel Pitch                              0.282 mm (H) x 0.282 mm (V)

### Synchronization

Horizontal                              30 ~ 81 kHz  
Vertical                                      56 ~ 75 Hz

### Display Color

16.7M

### Resolution

Optimum resolution              1680 x 1050@60 Hz  
Maximum resolution              1680 x 1050@60 Hz

### Input Signal, Terminated

RGB Analog, DVI(Digital Visual Interface) Compliant Digital RGB

0.7 Vp-p  $\pm$  5 %

Separate H/V sync, Composite, SOG

TTL level (V high  $\geq$  2.0 V, V low  $\leq$  0.8 V)

### Maximum Pixel Clock

146 MHz (Analog, Digital)

### Power Supply

AC 100 - 240 V~ (+/- 10 %), 50/60 Hz  $\pm$  3 Hz

### Signal Cable

15pin - to - 15pin D-sub cable, Detachable

DVI-D to DVI-D connector, Detachable

### Audio Signal

Audio Input                              1pin , PC Audio Signal Input

Audio Output                              1pin , Earphone Connector

Speaker                                      1Watt x 2

### Dimensions (W x H x D) / Weight (Simple Stand)

505.5 x 351.9 x 72.0 mm / 19.9 x 13.9 x 2.8 inch (Without Stand)

505.5 x 417.2 x 217.5 mm / 19.9 x 16.4 x 8.6 inch (With Stand), 5.0 kg / 11.0 lbs

### Dimensions (W x H x D) / Weight (HAS Stand)

505.5 x 351.9 x 67.6 mm / 19.9 x 13.9 x 2.7 inch (Without Stand)

505.5 x 375.4 x 200.0 mm / 19.9 x 14.8 x 7.9 inch (With Stand), 6.4 kg / 14.1 lbs

#### VESA Mounting Interface

100.0 mm x 100.0 mm

#### Environmental considerations

Operating	Temperature : 50°F ~ 104°F (10°C ~ 40°C)
	Humidity : 10 % ~ 80 %, non-condensing
Storage	Temperature : -4°F ~ 113°F (-20°C ~ 45°C)
	Humidity : 5 % ~ 95 %, non-condensing

#### Plug and Play Capability

This monitor can be installed on any Plug & Play compatible system. The interaction of the monitor and the computer systems will provide the best operating conditions and monitor settings. In most cases, the monitor installation will proceed automatically, unless the user wishes to select alternate settings.

#### Dot Acceptable

TFT-LCD panels manufactured by using advanced semiconductor technology with precision of 1ppm (one millionth) above are used for this product. But the pixels of RED, GREEN, BLUE and WHITE color appear to be bright sometimes or some black pixels may be seen. This is not from bad quality and you can use it without any problems.

#### Note

Design and specifications are subject to change without prior notice.

#### Class B Equipment (Information Communication equipment for residential use)

This product complies with the Electromagnetic Compatibility Directives for residential use and can be used in all areas including common residential areas. (Class B equipment emits less electromagnetic waves than Class A equipment.)

# Specifications

---

## PowerSaver

This monitor has a built-in power management system called PowerSaver. This system saves energy by switching your monitor to low-power mode when it has not been used for a certain amount of time. The monitor automatically returns to normal operation when you press a key on the keyboard. For energy conservation, turn your monitor OFF when it is not needed, or when leaving it unattended for long periods. The PowerSaver system operates with a VESA DPM compliant video card installed in your computer. Use the software utility installed on your computer to set up this feature.

State	Normal Operation	Power saving mode	Power off (Power button) EPA/ENERGY 2000
Power Indicator	Blue	Blue blinking	Off
Power Consumption	47 watts	Less than 1 watts	Less than 1 watts



This monitor is EPA ENERGY STAR<sup>®</sup> compliant and ENERGY2000 compliant when used with a computer equipped with VESA DPM functionality.

As an ENERGY STAR<sup>®</sup> Partner, SAMSUNG has determined that this product meets the ENERGY STAR<sup>®</sup> guidelines for energy efficiency.

# Specifications

## Preset Timing Modes

If the signal transferred from the computer is the same as the following Preset Timing Modes, the screen will be adjusted automatically. However, if the signal differs, the screen may go blank while the power LED is on. Refer to the video card manual and adjusts the screen as follows.

Display Mode	Horizontal Frequency (kHz)	Vertical Frequency (Hz)	Pixel Clock (MHz)	Sync Polarity (H/V)
IBM, 720 x 400	31.469	70.087	28.322	-/+
MAC, 640 x 480	35.000	66.667	30.240	-/-
MAC, 832 x 624	49.726	74.551	57.284	-/-
MAC, 1152 x 870	68.681	75.062	100.000	-/-
VESA, 640 x 480	31.469	59.94	25.175	-/-
VESA, 640 x 480	37.861	72.809	31.500	-/-
VESA, 640 x 480	37.500	75.000	31.500	-/-
VESA, 800 x 600	35.156	56.250	36.000	+/+
VESA, 800 x 600	37.879	60.317	40.000	+/+
VESA, 800 x 600	48.077	72.188	50.000	+/+
VESA, 800 x 600	46.875	75.000	49.500	+/+
VESA, 1024 x 768	48.363	60.004	65.000	-/-
VESA, 1024 x 768	56.476	70.069	75.000	-/-
VESA, 1024 x 768	60.023	75.029	78.750	+/+
VESA, 1152 x 864	67.500	75.000	108.000	+/+
VESA, 1280 x 800	49.702	59.810	83.500	-/+
VESA, 1280 x 960	60.000	60.000	108.000	+/+
VESA, 1280 x 1024	63.981	60.020	108.000	+/+
VESA, 1280 x 1024	79.976	75.025	135.000	+/+
VESA, 1440 x 900	55.935	59.887	106.500	-/+
VESA, 1440 x 900	70.635	74.984	136.750	-/+
VESA, 1680 x 1050	65.290	59.954	146.250	-/+

### Horizontal Frequency

The time to scan one line connecting the right edge to the left edge of the screen horizontally is called the Horizontal Cycle and the inverse number of the Horizontal Cycle is called the Horizontal Frequency. Unit: kHz

### Vertical Frequency

Like a fluorescent lamp, the screen has to repeat the same image many times per second to display an image to the user. The frequency of this repetition is called the Vertical Frequency or Refresh Rate. Unit: Hz



# Specifications

---

## General

### General

Model Name                      SyncMaster 2243WMPLUS

### LCD Panel

Size                                      22 inch (55 cm)  
Display area                      473.76 mm (H) x 296.1 mm (V)  
Pixel Pitch                              0.282 mm (H) x 0.282 mm (V)

### Synchronization

Horizontal                              30 ~ 81 kHz  
Vertical                                      56 ~ 75 Hz

### Display Color

16.7M

### Resolution

Optimum resolution              1680 x 1050@60 Hz  
Maximum resolution              1680 x 1050@60 Hz

### Input Signal, Terminated

RGB Analog, DVI(Digital Visual Interface) Compliant Digital RGB  
0.7 Vp-p  $\pm$  5 %

Separate H/V sync, Composite, SOG

TTL level (V high  $\geq$  2.0 V, V low  $\leq$  0.8 V)

### Maximum Pixel Clock

146 MHz (Analog, Digital)

### Power Supply

AC 100 - 240 V~ (+/- 10 %), 50/60 Hz  $\pm$  3 Hz

### Signal Cable

15pin - to - 15pin D-sub cable, Detachable

DVI-D to DVI-D connector, Detachable

### Audio Signal

Audio Input                              1pin , PC Audio Signal Input

Audio Output                              1pin , Earphone Connector

Speaker                                      1Watt x 2

### Dimensions (W x H x D) / Weight (Simple Stand)

505.5 x 351.9 x 72.0 mm / 19.9 x 13.9 x 2.8 inch (Without Stand)

505.5 x 417.2 x 217.5 mm / 19.9 x 16.4 x 8.6 inch (With Stand), 5.0 kg / 11.0 lbs

### Dimensions (W x H x D) / Weight (HAS Stand)

505.5 x 351.9 x 67.6 mm / 19.9 x 13.9 x 2.7 inch (Without Stand)

505.5 x 375.4 x 200.0 mm / 19.9 x 14.8 x 7.9 inch (With Stand), 6.4 kg / 14.1 lbs

#### VESA Mounting Interface

100.0 mm x 100.0 mm

#### Environmental considerations

Operating	Temperature : 50°F ~ 104°F (10°C ~ 40°C)
	Humidity : 10 % ~ 80 %, non-condensing
Storage	Temperature : -4°F ~ 113°F (-20°C ~ 45°C)
	Humidity : 5 % ~ 95 %, non-condensing

#### Plug and Play Capability

This monitor can be installed on any Plug & Play compatible system. The interaction of the monitor and the computer systems will provide the best operating conditions and monitor settings. In most cases, the monitor installation will proceed automatically, unless the user wishes to select alternate settings.

#### Dot Acceptable

TFT-LCD panels manufactured by using advanced semiconductor technology with precision of 1ppm (one millionth) above are used for this product. But the pixels of RED, GREEN, BLUE and WHITE color appear to be bright sometimes or some black pixels may be seen. This is not from bad quality and you can use it without any problems.



#### Note

Design and specifications are subject to change without prior notice.



#### Class B Equipment (Information Communication equipment for residential use)

This product complies with the Electromagnetic Compatibility Directives for residential use and can be used in all areas including common residential areas. (Class B equipment emits less electromagnetic waves than Class A equipment.)

# Specifications

## PowerSaver

This monitor has a built-in power management system called PowerSaver. This system saves energy by switching your monitor to low-power mode when it has not been used for a certain amount of time. The monitor automatically returns to normal operation when you press a key on the keyboard. For energy conservation, turn your monitor OFF when it is not needed, or when leaving it unattended for long periods. The PowerSaver system operates with a VESA DPM compliant video card installed in your computer. Use the software utility installed on your computer to set up this feature.

State	Normal Operation	Power saving mode	Power off (Power button) EPA/ENERGY 2000
Power Indicator	Blue	Blue blinking	Off
Power Consumption	47 watts	Less than 1 watts	Less than 1 watts



This monitor is EPA ENERGY STAR<sup>®</sup> compliant and ENERGY2000 compliant when used with a computer equipped with VESA DPM functionality.

As an ENERGY STAR<sup>®</sup> Partner, SAMSUNG has determined that this product meets the ENERGY STAR<sup>®</sup> guidelines for energy efficiency.

# Specifications

## Preset Timing Modes

If the signal transferred from the computer is the same as the following Preset Timing Modes, the screen will be adjusted automatically. However, if the signal differs, the screen may go blank while the power LED is on. Refer to the video card manual and adjust the screen as follows.

Display Mode	Horizontal Frequency (kHz)	Vertical Frequency (Hz)	Pixel Clock (MHz)	Sync Polarity (H/V)
IBM, 720 x 400	31.469	70.087	28.322	-/+
MAC, 640 x 480	35.000	66.667	30.240	-/-
MAC, 832 x 624	49.726	74.551	57.284	-/-
MAC, 1152 x 870	68.681	75.062	100.000	-/-
VESA, 640 x 480	31.469	59.94	25.175	-/-
VESA, 640 x 480	37.861	72.809	31.500	-/-
VESA, 640 x 480	37.500	75.000	31.500	-/-
VESA, 800 x 600	35.156	56.250	36.000	+/+
VESA, 800 x 600	37.879	60.317	40.000	+/+
VESA, 800 x 600	48.077	72.188	50.000	+/+
VESA, 800 x 600	46.875	75.000	49.500	+/+
VESA, 1024 x 768	48.363	60.004	65.000	-/-
VESA, 1024 x 768	56.476	70.069	75.000	-/-
VESA, 1024 x 768	60.023	75.029	78.750	+/+
VESA, 1152 x 864	67.500	75.000	108.000	+/+
VESA, 1280 x 800	49.702	59.810	83.500	-/+
VESA, 1280 x 960	60.000	60.000	108.000	+/+
VESA, 1280 x 1024	63.981	60.020	108.000	+/+
VESA, 1280 x 1024	79.976	75.025	135.000	+/+
VESA, 1440 x 900	55.935	59.887	106.500	-/+
VESA, 1440 x 900	70.635	74.984	136.750	-/+
VESA, 1680 x 1050	65.290	59.954	146.250	-/+

### Horizontal Frequency

The time to scan one line connecting the right edge to the left edge of the screen horizontally is called the Horizontal Cycle and the inverse number of the Horizontal Cycle is called the Horizontal Frequency. Unit: kHz

### Vertical Frequency

Like a fluorescent lamp, the screen has to repeat the same image many times per second to display an image to the user. The frequency of this repetition is called the Vertical Frequency or Refresh Rate. Unit: Hz





# Specifications

## General

### General

Model Name SyncMaster 2343BW

### LCD Panel

Size 23 inch (58cm)

Display area 509.952 mm(H) X 286.848 mm(V)

Pixel Pitch 0.249 mm(H) X 0.249 mm(V)

### Synchronization

Horizontal 30 ~ 75 kHz

Vertical 56 ~ 61 Hz

### Display Color

16.7M

### Resolution

Optimum resolution 2048 X 1152@60Hz

Maximum resolution 2048 X 1152@60Hz

### Input Signal, Terminated

RGB Analog, DVI(Digital Visual Interface)

0.7 Vp-p  $\pm$  5 %

Separate H/V sync, Composite, SOG

TTL level (V high  $\geq$  2.0 V, V low  $\leq$  0.8 V)

### Maximum Pixel Clock

157MHz(Analog,Digital)

### Power Supply

AC 100 - 240 V~ (+/- 10 %), 50/60 Hz  $\pm$  3 Hz

### Signal Cable

15pin-to-15pin D-sub cable, Detachable

DVI-D to DVI-D connector, Detachable

### Dimensions (W x H x D) / Weight (simple stand)

544.6 x 323.1 x 72.9 mm / 21.4 x 12.7 x 2.9 inch (Without Stand)

544.6 x 408.8 x 227.5 mm / 21.4 x 16.1 x 9.0 inch (With Stand), 5.4 kg / 11.9 lbs

### Dimensions (W x H x D) / Weight (HAS Stand)

544.6 x 323.1 x 67.0 mm / 21.4 x 12.7 x 2.6 inch (Without Stand)

544.6 x 408.8 x 250.0 mm / 21.4 x 16.1 x 9.8 inch (With Stand), 7.3 kg / 16.1 lbs

### VESA Mounting Interface

100 mm x 100 mm

### Environmental considerations

Operating Temperature : 50°F ~ 104°F (10°C ~ 40°C)

Humidity : 10 % ~ 80 %, non-condensing

Storage Temperature : -4°F ~ 113°F (-20°C ~ 45°C)

Humidity : 5 % ~ 95 %, non-condensing

### Plug and Play Capability

This monitor can be installed on any Plug & Play compatible system. The interaction of the monitor and the computer systems will provide the best operating conditions and monitor settings. In most cases, the monitor installation will proceed automatically, unless the user wishes to select alternate settings.

### Dot Acceptable

TFT-LCD panels manufactured by using advanced semiconductor technology with precision of 1ppm (one millionth) above are used for this product. But the pixels of RED, GREEN, BLUE and WHITE color appear to be bright sometimes or some black pixels may be seen. This is not from bad quality and you can use it without any problems.



#### **Note**

Design and specifications are subject to change without prior notice.



#### **Class B Equipment (Information Communication equipment for residential use)**

This product complies with the Electromagnetic Compatibility Directives for residential use and can be used in all areas including common residential areas. (Class B equipment emits less electromagnetic waves than Class A equipment.)

# Specifications

## PowerSaver

This monitor has a built-in power management system called PowerSaver. This system saves energy by switching your monitor to low-power mode when it has not been used for a certain amount of time. The monitor automatically returns to normal operation when you press a key on the keyboard. For energy conservation, turn your monitor OFF when it is not needed, or when leaving it unattended for long periods. The PowerSaver system operates with a VESA DPM compliant video card installed in your computer. Use the software utility installed on your computer to set up this feature.

State	Normal Operation	Power saving mode	Power off (Power button) EPA/ENERGY 2000
Power Indicator	On	Blinking	Off
Power Consumption	44 watts	Less than 1 watts	Less than 1 watts



This monitor is EPA ENERGY STAR<sup>®</sup> compliant and ENERGY2000 compliant when used with a computer equipped with VESA DPM functionality.

As an ENERGY STAR<sup>®</sup> Partner, SAMSUNG has determined that this product meets the ENERGY STAR<sup>®</sup> guidelines for energy efficiency.

# Specifications

## Preset Timing Modes

If the signal transferred from the computer is the same as the following Preset Timing Modes, the screen will be adjusted automatically. However, if the signal differs, the screen may go blank while the power LED is on. Refer to the video card manual and adjusts the screen as follows.

Display Mode	Horizontal Frequency (kHz)	Vertical Frequency (Hz)	Pixel Clock (MHz)	Sync Polarity (H/V)
IBM, 640 x 480	31.469	59.940	25.175	-/-
VESA, 800 x 600	35.156	56.250	36.000	+/+
VESA, 800 x 600	37.879	60.317	40.000	+/+
VESA, 1024 x 768	48.363	60.004	65.000	-/-
VESA, 1280 X 800	49.702	59.810	83.500	-/+
VESA, 1280 X 960	60.000	60.000	108.000	+/+
VESA, 1280 X 1024	63.981	60.020	108.000	+/+
VESA, 1440 X 900	55.935	59.887	106.500	-/+
VESA, 1680 X 1050	65.290	59.954	146.250	-/+
VESA, 2048 X 1152	70.992	59.909	156.750	+/-

### Horizontal Frequency

The time to scan one line connecting the right edge to the left edge of the screen horizontally is called the Horizontal Cycle and the inverse number of the Horizontal Cycle is called the Horizontal Frequency. Unit: kHz

### Vertical Frequency

Like a fluorescent lamp, the screen has to repeat the same image many times per second to display an image to the user. The frequency of this repetition is called the Vertical Frequency or Refresh Rate. Unit: Hz



# Specifications

## General

### General

Model Name SyncMaster 2343BWPLUS

### LCD Panel

Size 23 inch (58cm)

Display area 509.952 mm(H) X 286.848 mm(V)

Pixel Pitch 0.249 mm(H) X 0.249 mm(V)

### Synchronization

Horizontal 30 ~ 75 kHz

Vertical 56 ~ 61 Hz

### Display Color

16.7M

### Resolution

Optimum resolution 2048 X 1152@60Hz

Maximum resolution 2048 X 1152@60Hz

### Input Signal, Terminated

RGB Analog, DVI(Digital Visual Interface)

0.7 Vp-p  $\pm$  5 %

Separate H/V sync, Composite, SOG

TTL level (V high  $\geq$  2.0 V, V low  $\leq$  0.8 V)

### Maximum Pixel Clock

157MHz(Analog,Digital)

### Power Supply

AC 100 - 240 V~ (+/- 10 %), 50/60 Hz  $\pm$  3 Hz

### Signal Cable

15pin-to-15pin D-sub cable, Detachable

DVI-D to DVI-D connector, Detachable

### Dimensions (W x H x D) / Weight (simple stand)

544.6 x 323.1 x 72.9 mm / 21.4 x 12.7 x 2.9 inch (Without Stand)

544.6 x 408.8 x 227.5 mm / 21.4 x 16.1 x 9.0 inch (With Stand), 5.4 kg / 11.9 lbs

### Dimensions (W x H x D) / Weight (HAS Stand)

544.6 x 323.1 x 67.0 mm / 21.4 x 12.7 x 2.6 inch (Without Stand)

544.6 x 408.8 x 250.0 mm / 21.4 x 16.1 x 9.8 inch (With Stand), 7.3 kg / 16.1 lbs

### VESA Mounting Interface

100 mm x 100 mm

### Environmental considerations

Operating Temperature : 50°F ~ 104°F (10°C ~ 40°C)

Humidity : 10 % ~ 80 %, non-condensing

Storage Temperature : -4°F ~ 113°F (-20°C ~ 45°C)

Humidity : 5 % ~ 95 %, non-condensing

### Plug and Play Capability

This monitor can be installed on any Plug & Play compatible system. The interaction of the monitor and the computer systems will provide the best operating conditions and monitor settings. In most cases, the monitor installation will proceed automatically, unless the user wishes to select alternate settings.

### Dot Acceptable

TFT-LCD panels manufactured by using advanced semiconductor technology with precision of 1ppm (one millionth) above are used for this product. But the pixels of RED, GREEN, BLUE and WHITE color appear to be bright sometimes or some black pixels may be seen. This is not from bad quality and you can use it without any problems.



#### **Note**

Design and specifications are subject to change without prior notice.



#### **Class B Equipment (Information Communication equipment for residential use)**

This product complies with the Electromagnetic Compatibility Directives for residential use and can be used in all areas including common residential areas. (Class B equipment emits less electromagnetic waves than Class A equipment.)

# Specifications

## PowerSaver

This monitor has a built-in power management system called PowerSaver. This system saves energy by switching your monitor to low-power mode when it has not been used for a certain amount of time. The monitor automatically returns to normal operation when you press a key on the keyboard. For energy conservation, turn your monitor OFF when it is not needed, or when leaving it unattended for long periods. The PowerSaver system operates with a VESA DPM compliant video card installed in your computer. Use the software utility installed on your computer to set up this feature.

State	Normal Operation	Power saving mode	Power off (Power button) EPA/ENERGY 2000
Power Indicator	On	Blinking	Off
Power Consumption	44 watts	Less than 1 watts	Less than 1 watts



This monitor is EPA ENERGY STAR<sup>®</sup> compliant and ENERGY2000 compliant when used with a computer equipped with VESA DPM functionality.

As an ENERGY STAR<sup>®</sup> Partner, SAMSUNG has determined that this product meets the ENERGY STAR<sup>®</sup> guidelines for energy efficiency.

# Specifications

## Preset Timing Modes

If the signal transferred from the computer is the same as the following Preset Timing Modes, the screen will be adjusted automatically. However, if the signal differs, the screen may go blank while the power LED is on. Refer to the video card manual and adjusts the screen as follows.

Display Mode	Horizontal Frequency (kHz)	Vertical Frequency (Hz)	Pixel Clock (MHz)	Sync Polarity (H/V)
IBM, 640 x 480	31.469	59.940	25.175	-/-
VESA, 800 x 600	35.156	56.250	36.000	+/+
VESA, 800 x 600	37.879	60.317	40.000	+/+
VESA, 1024 x 768	48.363	60.004	65.000	-/-
VESA, 1280 X 800	49.702	59.810	83.500	-/+
VESA, 1280 X 960	60.000	60.000	108.000	+/+
VESA, 1280 X 1024	63.981	60.020	108.000	+/+
VESA, 1440 X 900	55.935	59.887	106.500	-/+
VESA, 1680 X 1050	65.290	59.954	146.250	-/+
VESA, 2048 X 1152	70.992	59.909	156.750	+/-

### Horizontal Frequency

The time to scan one line connecting the right edge to the left edge of the screen horizontally is called the Horizontal Cycle and the inverse number of the Horizontal Cycle is called the Horizontal Frequency. Unit: kHz



### Vertical Frequency

Like a fluorescent lamp, the screen has to repeat the same image many times per second to display an image to the user. The frequency of this repetition is called the Vertical Frequency or Refresh Rate. Unit: Hz



# Specifications

---

## General

### General

Model Name SyncMaster 2343BWX

### LCD Panel

Size 23 inch (58 cm)

Display area 509.952 mm(H) X 286.848 mm(V)

Pixel Pitch 0.249 mm(H) X 0.249 mm(V)

### Synchronization

Horizontal 30 ~ 75 kHz

Vertical 56 ~ 61 Hz

### Display Color

16.7M

### Resolution

Optimum resolution 2048 X 1152@60Hz

Maximum resolution 2048 X 1152@60Hz

### Input Signal, Terminated

RGB Analog, DVI(Digital Visual Inter face)

0.7 Vp-p  $\pm$  5 %

Separate H/V sync, Composite,SOG

TTL level (V high  $\geq$  2.0 V, V low  $\leq$  0.8 V)

### Maximum Pixel Clock

157MHz(Analog,Digital)

### Power Supply

AC 100 - 240 V~ (+/- 10 %), 50/60 Hz  $\pm$  3 Hz

### Signal Cable

15pin-to-15pin D-sub cable,Detachable

DVI-D to DVI-D connector, Detachable

### Dimensions (W x H x D) / Weight (simple stand)

544.6 x 323.1 x 72.9 mm / 21.4 x 12.7 x 2.9 inch (Without Stand)

544.6 x 408.8 x 227.5 mm / 21.4 x 16.1 x 9.0 inch (With Stand), 5.4 kg / 11.9 lbs

### Dimensions (W x H x D) / Weight (HAS Stand)

544.6 x 323.1 x 67.0 mm / 21.4 x 12.7 x 2.6 inch (Without Stand)

544.6 x 408.8 x 250.0 mm / 21.4 x 16.1 x 9.8 inch (With Stand), 7.3 kg / 16.1 lbs

### VESA Mounting Interface

100 mm x 100 mm

### Environmental considerations

Operating	Temperature : 50°F ~ 104°F (10°C ~ 40°C)
	Humidity : 10 % ~ 80 %, non-condensing
Storage	Temperature : -4°F ~ 113°F (-20°C ~ 45°C)
	Humidity : 5 % ~ 95 %, non-condensing

### Plug and Play Capability

This monitor can be installed on any Plug & Play compatible system. The interaction of the monitor and the computer systems will provide the best operating conditions and monitor settings. In most cases, the monitor installation will proceed automatically, unless the user wishes to select alternate settings.

### Dot Acceptable

TFT-LCD panels manufactured by using advanced semiconductor technology with precision of 1ppm (one millionth) above are used for this product. But the pixels of RED, GREEN, BLUE and WHITE color appear to be bright sometimes or some black pixels may be seen. This is not from bad quality and you can use it without any problems.



#### Note

Design and specifications are subject to change without prior notice.



#### Class B Equipment (Information Communication equipment for residential use)

This product complies with the Electromagnetic Compatibility Directives for residential use and can be used in all areas including common residential areas. (Class B equipment emits less electromagnetic waves than Class A equipment.)

# Specifications

## PowerSaver

This monitor has a built-in power management system called PowerSaver. This system saves energy by switching your monitor to low-power mode when it has not been used for a certain amount of time. The monitor automatically returns to normal operation when you press a key on the keyboard. For energy conservation, turn your monitor OFF when it is not needed, or when leaving it unattended for long periods. The PowerSaver system operates with a VESA DPM compliant video card installed in your computer. Use the software utility installed on your computer to set up this feature.

State	Normal Operation	Power saving mode	Power off (Power button) EPA/ENERGY 2000
Power Indicator	On	Blinking	Off
Power Consumption	44 watts	Less than 1 watts	Less than 1 watts



This monitor is EPA ENERGY STAR<sup>®</sup> compliant and ENERGY2000 compliant when used with a computer equipped with VESA DPM functionality.

As an ENERGY STAR<sup>®</sup> Partner, SAMSUNG has determined that this product meets the ENERGY STAR<sup>®</sup> guidelines for energy efficiency.

# Specifications

## Preset Timing Modes

If the signal transferred from the computer is the same as the following Preset Timing Modes, the screen will be adjusted automatically. However, if the signal differs, the screen may go blank while the power LED is on. Refer to the video card manual and adjusts the screen as follows.

Display Mode	Horizontal Frequency (kHz)	Vertical Frequency (Hz)	Pixel Clock (MHz)	Sync Polarity (H/V)
IBM, 640 x 480	31.469	59.940	25.175	-/-
VESA, 800 x 600	35.156	56.250	36.000	+/+
VESA, 800 x 600	37.879	60.317	40.000	+/+
VESA, 1024 x 768	48.363	60.004	65.000	-/-
VESA, 1280 X 800	49.702	59.810	83.500	-/+
VESA, 1280 X 960	60.000	60.000	108.000	+/+
VESA, 1280 X 1024	63.981	60.020	108.000	+/+
VESA, 1440 X 900	55.935	59.887	106.500	-/+
VESA, 1680 X 1050	65.290	59.954	146.250	-/+
VESA, 2048 X 1152	70.992	59.909	156.750	+/-

### Horizontal Frequency

The time to scan one line connecting the right edge to the left edge of the screen horizontally is called the Horizontal Cycle and the inverse number of the Horizontal Cycle is called the Horizontal Frequency. Unit: kHz

### Vertical Frequency

Like a fluorescent lamp, the screen has to repeat the same image many times per second to display an image to the user. The frequency of this repetition is called the Vertical Frequency or Refresh Rate. Unit: Hz



# Specifications

---

## General

### General

Model Name SyncMaster 2343BWXPPLUS

### LCD Panel

Size 23 inch (58 cm)

Display area 509.952 mm(H) X 286.848 mm(V)

Pixel Pitch 0.249 mm(H) X 0.249 mm(V)

### Synchronization

Horizontal 30 ~ 75 kHz

Vertical 56 ~ 61 Hz

### Display Color

16.7M

### Resolution

Optimum resolution 2048 X 1152@60Hz

Maximum resolution 2048 X 1152@60Hz

### Input Signal, Terminated

RGB Analog, DVI(Digital Visual Inter face)

0.7 Vp-p  $\pm$  5 %

Separate H/V sync, Composite,SOG

TTL level (V high  $\geq$  2.0 V, V low  $\leq$  0.8 V)

### Maximum Pixel Clock

157MHz(Analog,Digital)

### Power Supply

AC 100 - 240 V~ (+/- 10 %), 50/60 Hz  $\pm$  3 Hz

### Signal Cable

15pin-to-15pin D-sub cable,Detachable

DVI-D to DVI-D connector, Detachable

### Dimensions (W x H x D) / Weight (simple stand)

544.6 x 323.1 x 72.9 mm / 21.4 x 12.7 x 2.9 inch (Without Stand)

544.6 x 408.8 x 227.5 mm / 21.4 x 16.1 x 9.0 inch (With Stand), 5.4 kg / 11.9 lbs

### Dimensions (W x H x D) / Weight (HAS Stand)

544.6 x 323.1 x 67.0 mm / 21.4 x 12.7 x 2.6 inch (Without Stand)

544.6 x 408.8 x 250.0 mm / 21.4 x 16.1 x 9.8 inch (With Stand), 7.3 kg / 16.1 lbs

### VESA Mounting Interface

100 mm x 100 mm

### Environmental considerations

Operating	Temperature : 50°F ~ 104°F (10°C ~ 40°C)
	Humidity : 10 % ~ 80 %, non-condensing
Storage	Temperature : -4°F ~ 113°F (-20°C ~ 45°C)
	Humidity : 5 % ~ 95 %, non-condensing

### Plug and Play Capability

This monitor can be installed on any Plug & Play compatible system. The interaction of the monitor and the computer systems will provide the best operating conditions and monitor settings. In most cases, the monitor installation will proceed automatically, unless the user wishes to select alternate settings.

### Dot Acceptable

TFT-LCD panels manufactured by using advanced semiconductor technology with precision of 1ppm (one millionth) above are used for this product. But the pixels of RED, GREEN, BLUE and WHITE color appear to be bright sometimes or some black pixels may be seen. This is not from bad quality and you can use it without any problems.



#### Note

Design and specifications are subject to change without prior notice.



#### Class B Equipment (Information Communication equipment for residential use)

This product complies with the Electromagnetic Compatibility Directives for residential use and can be used in all areas including common residential areas. (Class B equipment emits less electromagnetic waves than Class A equipment.)

# Specifications

## PowerSaver

This monitor has a built-in power management system called PowerSaver. This system saves energy by switching your monitor to low-power mode when it has not been used for a certain amount of time. The monitor automatically returns to normal operation when you press a key on the keyboard. For energy conservation, turn your monitor OFF when it is not needed, or when leaving it unattended for long periods. The PowerSaver system operates with a VESA DPM compliant video card installed in your computer. Use the software utility installed on your computer to set up this feature.

State	Normal Operation	Power saving mode	Power off (Power button) EPA/ENERGY 2000
Power Indicator	On	Blinking	Off
Power Consumption	44 watts	Less than 1 watts	Less than 1 watts



This monitor is EPA ENERGY STAR<sup>®</sup> compliant and ENERGY2000 compliant when used with a computer equipped with VESA DPM functionality.

As an ENERGY STAR<sup>®</sup> Partner, SAMSUNG has determined that this product meets the ENERGY STAR<sup>®</sup> guidelines for energy efficiency.

# Specifications

## Preset Timing Modes

If the signal transferred from the computer is the same as the following Preset Timing Modes, the screen will be adjusted automatically. However, if the signal differs, the screen may go blank while the power LED is on. Refer to the video card manual and adjusts the screen as follows.

Display Mode	Horizontal Frequency (kHz)	Vertical Frequency (Hz)	Pixel Clock (MHz)	Sync Polarity (H/V)
IBM, 640 x 480	31.469	59.940	25.175	-/-
VESA, 800 x 600	35.156	56.250	36.000	+/+
VESA, 800 x 600	37.879	60.317	40.000	+/+
VESA, 1024 x 768	48.363	60.004	65.000	-/-
VESA, 1280 X 800	49.702	59.810	83.500	-/+
VESA, 1280 X 960	60.000	60.000	108.000	+/+
VESA, 1280 X 1024	63.981	60.020	108.000	+/+
VESA, 1440 X 900	55.935	59.887	106.500	-/+
VESA, 1680 X 1050	65.290	59.954	146.250	-/+
VESA, 2048 X 1152	70.992	59.909	156.750	+/-

### Horizontal Frequency

The time to scan one line connecting the right edge to the left edge of the screen horizontally is called the Horizontal Cycle and the inverse number of the Horizontal Cycle is called the Horizontal Frequency. Unit: kHz

### Vertical Frequency

Like a fluorescent lamp, the screen has to repeat the same image many times per second to display an image to the user. The frequency of this repetition is called the Vertical Frequency or Refresh Rate. Unit: Hz





# Specifications

---

## General

### General

Model Name                      SyncMaster 2343FW

### LCD Panel

Size                                23 inch (58cm)

Display area                    509.952mm(H) X 286.848mm(V)

Pixel Pitch                      0.249mm(H) X 0.249mm(V)

### Synchronization

Horizontal                      30 ~ 75 kHz

Vertical                         56 ~ 61 Hz

### Display Color

16.7M

### Resolution

Optimum resolution         2048 X 1152@60Hz

Maximum resolution         2048 X 1152@60Hz

### Input Signal, Terminated

RGB Analog, DVI(Digital Visual Interface)

0.7 Vp-p ± 5 %

Separate H/V sync, Composite,SOG:automatic synchronization without external switch

TTL level (V high ≥ 2.0 V, V low ≤ 0.8 V)

### Maximum Pixel Clock

157MHz(Analog,Digital)

### Power Supply

AC 100 - 240 V~ (+/- 10 %), 50/60 Hz ± 3 Hz

### Signal Cable

15pin-to-15pin D-sub cable,Detachable

DVI-D to DVI-D connector, Detachable

### Dimensions (W x H x D) / Weight (Dual Hinge Stand)

544.6 x 323.1 x 72.9 mm ( 21.4 x 12.7 x 2.9inch) (Without Stand)/ 4.5 kg (9.9 lbs)

544.6 x 443 x 231mm ( 21.4 x 17.4x 9.1inch) (With Stand)/ 6.25 kg (13.8 lbs)

### VESA Mounting Interface

100.0 mm x 100.0 mm

### Environmental considerations

Temperature : 50°F ~ 104°F (10°C ~ 40°C)

Operating	Humidity : 10 % ~ 80 %, non-condensing
	Temperature : -4°F ~ 113°F (-20°C ~ 45°C)
Storage	Humidity : 5 % ~ 95 %, non-condensing

### Plug and Play Capability

This monitor can be installed on any Plug & Play compatible system. The interaction of the monitor and the computer systems will provide the best operating conditions and monitor settings. In most cases, the monitor installation will proceed automatically, unless the user wishes to select alternate settings.

### Dot Acceptable

TFT-LCD panels manufactured by using advanced semiconductor technology with precision of 1ppm (one millionth) above are used for this product. But the pixels of RED, GREEN, BLUE and WHITE color appear to be bright sometimes or some black pixels may be seen. This is not from bad quality and you can use it without any problems.



#### Note

Design and specifications are subject to change without prior notice.



#### Class B Equipment (Information Communication equipment for residential use)

This product complies with the Electromagnetic Compatibility Directives for residential use and can be used in all areas including common residential areas. (Class B equipment emits less electromagnetic waves than Class A equipment.)

# Specifications

## PowerSaver

This monitor has a built-in power management system called PowerSaver. This system saves energy by switching your monitor to low-power mode when it has not been used for a certain amount of time. The monitor automatically returns to normal operation when you press a key on the keyboard. For energy conservation, turn your monitor OFF when it is not needed, or when leaving it unattended for long periods. The PowerSaver system operates with a VESA DPM compliant video card installed in your computer. Use the software utility installed on your computer to set up this feature.

State	Normal Operation	Power saving mode	Power off (Power button) EPA/ENERGY 2000
Power Indicator	On	Blinking	Off
Power Consumption	44 watts	Less than 1watts	Less than 1watts



This monitor is EPA ENERGY STAR<sup>®</sup> compliant and ENERGY 2000 compliant when used with a computer equipped with VESA DPM functionality.

As an ENERGY STAR<sup>®</sup> Partner, SAMSUNG has determined that this product meets the ENERGY STAR<sup>®</sup> guidelines for energy efficiency.

# Specifications

## Preset Timing Modes

If the signal transferred from the computer is the same as the following Preset Timing Modes, the screen will be adjusted automatically. However, if the signal differs, the screen may go blank while the power LED is on. Refer to the video card manual and adjusts the screen as follows.

Display Mode	Horizontal Frequency (kHz)	Vertical Frequency (Hz)	Pixel Clock (MHz)	Sync Polarity (H/V)
IBM, 640 x 480	31.469	59.940	25.175	-/-
VESA, 800 x 600	35.156	56.250	36.000	+/+
VESA, 800 x 600	37.879	60.317	40.000	+/+
VESA, 1024 x 768	48.363	60.004	65.000	-/-
VESA, 1280 X 800	49.702	59.810	83.500	-/+
VESA, 1280 X 960	60.000	60.000	108.000	+/+
VESA, 1280 X 1024	63.981	60.020	108.000	+/+
VESA, 1440 X 900	55.469	59.901	88.750	+/-
VESA, 1680 X 1050	65.290	59.954	146.250	-/+
VESA, 2048 X 1152	70.992	59.909	156.750	+/-

### Horizontal Frequency

The time to scan one line connecting the right edge to the left edge of the screen horizontally is called the Horizontal Cycle and the inverse number of the Horizontal Cycle is called the Horizontal Frequency. Unit: kHz



### Vertical Frequency

Like a fluorescent lamp, the screen has to repeat the same image many times per second to display an image to the user. The frequency of this repetition is called the Vertical Frequency or Refresh Rate. Unit: Hz

# Specifications

---

## General

### General

Model Name                      SyncMaster 2343NW

### LCD Panel

Size                                23 inch (58cm)

Display area                    509.952mm(H) X 286.848mm(V)

Pixel Pitch                      0.249mm(H) X 0.249mm(V)

### Synchronization

Horizontal                      30 ~ 75 kHz

Vertical                         56 ~ 61 Hz

### Display Color

16.7M

### Resolution

Optimum resolution         2048 X 1152@60Hz

Maximum resolution        2048 X 1152@60Hz

### Input Signal, Terminated

RGB Analog

0.7 Vp-p  $\pm$  5 %

Separate H/V sync, Composite

TTL level (V high  $\geq$  2.0 V, V low  $\leq$  0.8 V)

### Maximum Pixel Clock

157MHz

### Power Supply

AC 100 - 240 V~ (+/- 10 %), 50/60 Hz  $\pm$  3 Hz

### Signal Cable

15pin-to-15pin D-sub cable, Detachable

### Dimensions (W x H x D) / Weight (Simple Stand)

544.6 x 323.1 x 72.9 mm / 21.4 x 12.7 x 2.9 inch (Without Stand)

544.6 x 408.8 x 227.5 mm / 21.4 x 16.1 x 9.0 inch (With Stand), 5.4 kg / 11.9 lbs

### Dimensions (W x H x D) / Weight (HAS Stand)

544.6 x 323.1 x 67.0 mm / 21.4 x 12.7 x 2.6 inch (Without Stand)

544.6 x 408.8 x 250.0 mm / 21.4 x 16.1 x 9.8 inch (With Stand), 7.3 kg / 16.1 lbs

### VESA Mounting Interface

100.0 mm x 100.0 mm

## Environmental considerations

Operating	Temperature : 50°F ~ 104°F (10°C ~ 40°C)
	Humidity : 10 % ~ 80 %, non-condensing
Storage	Temperature : -4°F ~ 113°F (-20°C ~ 45°C)
	Humidity : 5 % ~ 95 %, non-condensing

## Plug and Play Capability

This monitor can be installed on any Plug & Play compatible system. The interaction of the monitor and the computer systems will provide the best operating conditions and monitor settings. In most cases, the monitor installation will proceed automatically, unless the user wishes to select alternate settings.

## Dot Acceptable

TFT-LCD panels manufactured by using advanced semiconductor technology with precision of 1ppm (one millionth) above are used for this product. But the pixels of RED, GREEN, BLUE and WHITE color appear to be bright sometimes or some black pixels may be seen. This is not from bad quality and you can use it without any problems.



### Note

Design and specifications are subject to change without prior notice.



### Class B Equipment (Information Communication equipment for residential use)

This product complies with the Electromagnetic Compatibility Directives for residential use and can be used in all areas including common residential areas. (Class B equipment emits less electromagnetic waves than Class A equipment.)

# Specifications

## PowerSaver

This monitor has a built-in power management system called PowerSaver. This system saves energy by switching your monitor to low-power mode when it has not been used for a certain amount of time. The monitor automatically returns to normal operation when you press a key on the keyboard. For energy conservation, turn your monitor OFF when it is not needed, or when leaving it unattended for long periods. The PowerSaver system operates with a VESA DPM compliant video card installed in your computer. Use the software utility installed on your computer to set up this feature.

State	Normal Operation	Power saving mode	Power off (Power button) EPA/ENERGY 2000
Power Indicator	ON	blinking	Off
Power Consumption	44 watts	Less than 1 watts	Less than 1 watts



This monitor is EPA ENERGY STAR<sup>®</sup> compliant and ENERGY2000 compliant when used with a computer equipped with VESA DPM functionality.

As an ENERGY STAR<sup>®</sup> Partner, SAMSUNG has determined that this product meets the ENERGY STAR<sup>®</sup> guidelines for energy efficiency.

# Specifications

## Preset Timing Modes

If the signal transferred from the computer is the same as the following Preset Timing Modes, the screen will be adjusted automatically. However, if the signal differs, the screen may go blank while the power LED is on. Refer to the video card manual and adjusts the screen as follows.

Display Mode	Horizontal Frequency (kHz)	Vertical Frequency (Hz)	Pixel Clock (MHz)	Sync Polarity (H/V)
IBM, 640 x 480	31.469	59.940	25.175	-/-
VESA, 800 x 600	35.156	56.250	36.000	+/+
VESA, 800 x 600	37.879	60.317	40.000	+/+
VESA, 1024 x 768	48.363	60.004	65.000	-/-
VESA, 1280 X 800	49.702	59.810	83.500	-/+
VESA, 1280 X 960	60.000	60.000	108.000	+/+
VESA, 1280 X 1024	63.981	60.020	108.000	+/+
VESA, 1440 X 900	55.935	59.887	106.500	-/+
VESA, 1680 X 1050	65.290	59.954	146.250	-/+
VESA, 2048 X 1152	70.992	59.909	156.750	+/-

### Horizontal Frequency



The time to scan one line connecting the right edge to the left edge of the screen horizontally is called the Horizontal Cycle and the inverse number of the Horizontal Cycle is called the Horizontal Frequency. Unit: kHz

### Vertical Frequency

Like a fluorescent lamp, the screen has to repeat the same image many times per second to display an image to the user. The frequency of this repetition is called the Vertical Frequency or Refresh Rate. Unit: Hz



# Specifications

---

## General

### General

Model Name SyncMaster 2343NWPLUS

### LCD Panel

Size 23 inch (58cm)

Display area 509.952mm(H) X 286.848mm(V)

Pixel Pitch 0.249mm(H) X 0.249mm(V)

### Synchronization

Horizontal 30 ~ 75 kHz

Vertical 56 ~ 61 Hz

### Display Color

16.7M

### Resolution

Optimum resolution 2048 X 1152@60Hz

Maximum resolution 2048 X 1152@60Hz

### Input Signal, Terminated

RGB Analog

0.7 Vp-p  $\pm$  5 %

Separate H/V sync, Composite

TTL level (V high  $\geq$  2.0 V, V low  $\leq$  0.8 V)

### Maximum Pixel Clock

157MHz

### Power Supply

AC 100 - 240 V~ (+/- 10 %), 50/60 Hz  $\pm$  3 Hz

### Signal Cable

15pin-to-15pin D-sub cable, Detachable

### Dimensions (W x H x D) / Weight (Simple Stand)

544.6 x 323.1 x 72.9 mm / 21.4 x 12.7 x 2.9 inch (Without Stand)

544.6 x 408.8 x 227.5 mm / 21.4 x 16.1 x 9.0 inch (With Stand), 5.4 kg / 11.9 lbs

### Dimensions (W x H x D) / Weight (HAS Stand)

544.6 x 323.1 x 67.0 mm / 21.4 x 12.7 x 2.6 inch (Without Stand)

544.6 x 408.8 x 250.0 mm / 21.4 x 16.1 x 9.8 inch (With Stand), 7.3 kg / 16.1 lbs

### VESA Mounting Interface

100.0 mm x 100.0 mm

## Environmental considerations

Operating	Temperature : 50°F ~ 104°F (10°C ~ 40°C)
	Humidity : 10 % ~ 80 %, non-condensing
Storage	Temperature : -4°F ~ 113°F (-20°C ~ 45°C)
	Humidity : 5 % ~ 95 %, non-condensing

## Plug and Play Capability

This monitor can be installed on any Plug & Play compatible system. The interaction of the monitor and the computer systems will provide the best operating conditions and monitor settings. In most cases, the monitor installation will proceed automatically, unless the user wishes to select alternate settings.

## Dot Acceptable

TFT-LCD panels manufactured by using advanced semiconductor technology with precision of 1ppm (one millionth) above are used for this product. But the pixels of RED, GREEN, BLUE and WHITE color appear to be bright sometimes or some black pixels may be seen. This is not from bad quality and you can use it without any problems.



### Note

Design and specifications are subject to change without prior notice.



### Class B Equipment (Information Communication equipment for residential use)

This product complies with the Electromagnetic Compatibility Directives for residential use and can be used in all areas including common residential areas. (Class B equipment emits less electromagnetic waves than Class A equipment.)

# Specifications

## PowerSaver

This monitor has a built-in power management system called PowerSaver. This system saves energy by switching your monitor to low-power mode when it has not been used for a certain amount of time. The monitor automatically returns to normal operation when you press a key on the keyboard. For energy conservation, turn your monitor OFF when it is not needed, or when leaving it unattended for long periods. The PowerSaver system operates with a VESA DPM compliant video card installed in your computer. Use the software utility installed on your computer to set up this feature.

State	Normal Operation	Power saving mode	Power off (Power button) EPA/ENERGY 2000
Power Indicator	ON	blinking	Off
Power Consumption	44 watts	Less than 1 watts	Less than 1 watts



This monitor is EPA ENERGY STAR<sup>®</sup> compliant and ENERGY2000 compliant when used with a computer equipped with VESA DPM functionality.

As an ENERGY STAR<sup>®</sup> Partner, SAMSUNG has determined that this product meets the ENERGY STAR<sup>®</sup> guidelines for energy efficiency.

# Specifications

## Preset Timing Modes

If the signal transferred from the computer is the same as the following Preset Timing Modes, the screen will be adjusted automatically. However, if the signal differs, the screen may go blank while the power LED is on. Refer to the video card manual and adjusts the screen as follows.

Display Mode	Horizontal Frequency (kHz)	Vertical Frequency (Hz)	Pixel Clock (MHz)	Sync Polarity (H/V)
IBM, 640 x 480	31.469	59.940	25.175	-/-
VESA, 800 x 600	35.156	56.250	36.000	+/+
VESA, 800 x 600	37.879	60.317	40.000	+/+
VESA, 1024 x 768	48.363	60.004	65.000	-/-
VESA, 1280 X 800	49.702	59.810	83.500	-/+
VESA, 1280 X 960	60.000	60.000	108.000	+/+
VESA, 1280 X 1024	63.981	60.020	108.000	+/+
VESA, 1440 X 900	55.935	59.887	106.500	-/+
VESA, 1680 X 1050	65.290	59.954	146.250	-/+
VESA, 2048 X 1152	70.992	59.909	156.750	+/-

### Horizontal Frequency



The time to scan one line connecting the right edge to the left edge of the screen horizontally is called the Horizontal Cycle and the inverse number of the Horizontal Cycle is called the Horizontal Frequency. Unit: kHz

### Vertical Frequency

Like a fluorescent lamp, the screen has to repeat the same image many times per second to display an image to the user. The frequency of this repetition is called the Vertical Frequency or Refresh Rate. Unit: Hz

# Specifications

---

## General

### General

Model Name SyncMaster 2343NWX

### LCD Panel

Size 23 inch (58cm)

Display area 509.952mm(H) X 286.848mm(V)

Pixel Pitch 0.249mm(H) X 0.249mm(V)

### Synchronization

Horizontal 30 ~ 75 kHz

Vertical 56 ~ 61 Hz

### Display Color

16.7M

### Resolution

Optimum resolution 2048 X 1152@60Hz

Maximum resolution 2048 X 1152@60Hz

### Input Signal, Terminated

RGB Analog

0.7 Vp-p  $\pm$  5 %

Separate H/V sync, Composite

TTL level (V high  $\geq$  2.0 V, V low  $\leq$  0.8 V)

### Maximum Pixel Clock

157MHz

### Power Supply

AC 100 - 240 V~ (+/- 10 %), 50/60 Hz  $\pm$  3 Hz

### Signal Cable

15pin-to-15pin D-sub cable, Detachable

### Dimensions (W x H x D) / Weight (Simple Stand)

544.6 x 323.1 x 72.9 mm / 21.4 x 12.7 x 2.9 inch (Without Stand)

544.6 x 408.8 x 227.5 mm / 21.4 x 16.1 x 9.0 inch (With Stand), 5.4 kg / 11.9 lbs

### Dimensions (W x H x D) / Weight (HAS Stand)

544.6 x 323.1 x 67.0 mm / 21.4 x 12.7 x 2.6 inch (Without Stand)

544.6 x 408.8 x 250.0 mm / 21.4 x 16.1 x 9.8 inch (With Stand), 7.3 kg / 16.1 lbs

### VESA Mounting Interface

100.0 mm x 100.0 mm

## Environmental considerations

Operating	Temperature : 50°F ~ 104°F (10°C ~ 40°C)
	Humidity : 10 % ~ 80 %, non-condensing
Storage	Temperature : -4°F ~ 113°F (-20°C ~ 45°C)
	Humidity : 5 % ~ 95 %, non-condensing

## Plug and Play Capability

This monitor can be installed on any Plug & Play compatible system. The interaction of the monitor and the computer systems will provide the best operating conditions and monitor settings. In most cases, the monitor installation will proceed automatically, unless the user wishes to select alternate settings.

## Dot Acceptable

TFT-LCD panels manufactured by using advanced semiconductor technology with precision of 1ppm (one millionth) above are used for this product. But the pixels of RED, GREEN, BLUE and WHITE color appear to be bright sometimes or some black pixels may be seen. This is not from bad quality and you can use it without any problems.



### Note

Design and specifications are subject to change without prior notice.



### Class B Equipment (Information Communication equipment for residential use)

This product complies with the Electromagnetic Compatibility Directives for residential use and can be used in all areas including common residential areas. (Class B equipment emits less electromagnetic waves than Class A equipment.)

# Specifications

## PowerSaver

This monitor has a built-in power management system called PowerSaver. This system saves energy by switching your monitor to low-power mode when it has not been used for a certain amount of time. The monitor automatically returns to normal operation when you press a key on the keyboard. For energy conservation, turn your monitor OFF when it is not needed, or when leaving it unattended for long periods. The PowerSaver system operates with a VESA DPM compliant video card installed in your computer. Use the software utility installed on your computer to set up this feature.

State	Normal Operation	Power saving mode	Power off (Power button) EPA/ENERGY 2000
Power Indicator	ON	blinking	Off
Power Consumption	44 watts	Less than 1 watts	Less than 1 watts



This monitor is EPA ENERGY STAR<sup>®</sup> compliant and ENERGY2000 compliant when used with a computer equipped with VESA DPM functionality.

As an ENERGY STAR<sup>®</sup> Partner, SAMSUNG has determined that this product meets the ENERGY STAR<sup>®</sup> guidelines for energy efficiency.

# Specifications

## Preset Timing Modes

If the signal transferred from the computer is the same as the following Preset Timing Modes, the screen will be adjusted automatically. However, if the signal differs, the screen may go blank while the power LED is on. Refer to the video card manual and adjusts the screen as follows.

Display Mode	Horizontal Frequency (kHz)	Vertical Frequency (Hz)	Pixel Clock (MHz)	Sync Polarity (H/V)
IBM, 640 x 480	31.469	59.940	25.175	-/-
VESA, 800 x 600	35.156	56.250	36.000	+/+
VESA, 800 x 600	37.879	60.317	40.000	+/+
VESA, 1024 x 768	48.363	60.004	65.000	-/-
VESA, 1280 X 800	49.702	59.810	83.500	-/+
VESA, 1280 X 960	60.000	60.000	108.000	+/+
VESA, 1280 X 1024	63.981	60.020	108.000	+/+
VESA, 1440 X 900	55.935	59.887	106.500	-/+
VESA, 1680 X 1050	65.290	59.954	146.250	-/+
VESA, 2048 X 1152	70.992	59.909	156.750	+/-

### Horizontal Frequency



The time to scan one line connecting the right edge to the left edge of the screen horizontally is called the Horizontal Cycle and the inverse number of the Horizontal Cycle is called the Horizontal Frequency. Unit: kHz

### Vertical Frequency

Like a fluorescent lamp, the screen has to repeat the same image many times per second to display an image to the user. The frequency of this repetition is called the Vertical Frequency or Refresh Rate. Unit: Hz



# Specifications

---

## General

### General

Model Name SyncMaster 2343NWXPLUS

### LCD Panel

Size 23 inch (58cm)

Display area 509.952mm(H) X 286.848mm(V)

Pixel Pitch 0.249mm(H) X 0.249mm(V)

### Synchronization

Horizontal 30 ~ 75 kHz

Vertical 56 ~ 61 Hz

### Display Color

16.7M

### Resolution

Optimum resolution 2048 X 1152@60Hz

Maximum resolution 2048 X 1152@60Hz

### Input Signal, Terminated

RGB Analog

0.7 Vp-p  $\pm$  5 %

Separate H/V sync, Composite

TTL level (V high  $\geq$  2.0 V, V low  $\leq$  0.8 V)

### Maximum Pixel Clock

157MHz

### Power Supply

AC 100 - 240 V~ (+/- 10 %), 50/60 Hz  $\pm$  3 Hz

### Signal Cable

15pin-to-15pin D-sub cable, Detachable

### Dimensions (W x H x D) / Weight (Simple Stand)

544.6 x 323.1 x 72.9 mm / 21.4 x 12.7 x 2.9 inch (Without Stand)

544.6 x 408.8 x 227.5 mm / 21.4 x 16.1 x 9.0 inch (With Stand), 5.4 kg / 11.9 lbs

### Dimensions (W x H x D) / Weight (HAS Stand)

544.6 x 323.1 x 67.0 mm / 21.4 x 12.7 x 2.6 inch (Without Stand)

544.6 x 408.8 x 250.0 mm / 21.4 x 16.1 x 9.8 inch (With Stand), 7.3 kg / 16.1 lbs

### VESA Mounting Interface

100.0 mm x 100.0 mm

## Environmental considerations

Operating	Temperature : 50°F ~ 104°F (10°C ~ 40°C)
	Humidity : 10 % ~ 80 %, non-condensing
Storage	Temperature : -4°F ~ 113°F (-20°C ~ 45°C)
	Humidity : 5 % ~ 95 %, non-condensing

## Plug and Play Capability

This monitor can be installed on any Plug & Play compatible system. The interaction of the monitor and the computer systems will provide the best operating conditions and monitor settings. In most cases, the monitor installation will proceed automatically, unless the user wishes to select alternate settings.

## Dot Acceptable

TFT-LCD panels manufactured by using advanced semiconductor technology with precision of 1ppm (one millionth) above are used for this product. But the pixels of RED, GREEN, BLUE and WHITE color appear to be bright sometimes or some black pixels may be seen. This is not from bad quality and you can use it without any problems.



### Note

Design and specifications are subject to change without prior notice.



### Class B Equipment (Information Communication equipment for residential use)

This product complies with the Electromagnetic Compatibility Directives for residential use and can be used in all areas including common residential areas. (Class B equipment emits less electromagnetic waves than Class A equipment.)

# Specifications

## PowerSaver

This monitor has a built-in power management system called PowerSaver. This system saves energy by switching your monitor to low-power mode when it has not been used for a certain amount of time. The monitor automatically returns to normal operation when you press a key on the keyboard. For energy conservation, turn your monitor OFF when it is not needed, or when leaving it unattended for long periods. The PowerSaver system operates with a VESA DPM compliant video card installed in your computer. Use the software utility installed on your computer to set up this feature.

State	Normal Operation	Power saving mode	Power off (Power button) EPA/ENERGY 2000
Power Indicator	ON	blinking	Off
Power Consumption	44 watts	Less than 1 watts	Less than 1 watts



This monitor is EPA ENERGY STAR<sup>®</sup> compliant and ENERGY2000 compliant when used with a computer equipped with VESA DPM functionality.

As an ENERGY STAR<sup>®</sup> Partner, SAMSUNG has determined that this product meets the ENERGY STAR<sup>®</sup> guidelines for energy efficiency.

# Specifications

## Preset Timing Modes

If the signal transferred from the computer is the same as the following Preset Timing Modes, the screen will be adjusted automatically. However, if the signal differs, the screen may go blank while the power LED is on. Refer to the video card manual and adjusts the screen as follows.

Display Mode	Horizontal Frequency (kHz)	Vertical Frequency (Hz)	Pixel Clock (MHz)	Sync Polarity (H/V)
IBM, 640 x 480	31.469	59.940	25.175	-/-
VESA, 800 x 600	35.156	56.250	36.000	+/+
VESA, 800 x 600	37.879	60.317	40.000	+/+
VESA, 1024 x 768	48.363	60.004	65.000	-/-
VESA, 1280 X 800	49.702	59.810	83.500	-/+
VESA, 1280 X 960	60.000	60.000	108.000	+/+
VESA, 1280 X 1024	63.981	60.020	108.000	+/+
VESA, 1440 X 900	55.935	59.887	106.500	-/+
VESA, 1680 X 1050	65.290	59.954	146.250	-/+
VESA, 2048 X 1152	70.992	59.909	156.750	+/-

### Horizontal Frequency



The time to scan one line connecting the right edge to the left edge of the screen horizontally is called the Horizontal Cycle and the inverse number of the Horizontal Cycle is called the Horizontal Frequency. Unit: kHz

### Vertical Frequency

Like a fluorescent lamp, the screen has to repeat the same image many times per second to display an image to the user. The frequency of this repetition is called the Vertical Frequency or Refresh Rate. Unit: Hz

# Specifications

---

## General

### General

Model Name SyncMaster 2443BW

### LCD Panel

Size 24 inch (61cm)

Display area 518.4mm(H) X 324.0mm(V)

Pixel Pitch 0.270mm(H) X 0.270mm(V)

### Synchronization

Horizontal 30 ~ 81 kHz

Vertical 50 ~ 63 Hz

### Display Color

16.7M

### Resolution

Optimum resolution 1920 X 1200@60Hz

Maximum resolution 1920 X 1200@60Hz

### Input Signal, Terminated

RGB Analog, DVI(Digital Visual Inter face)

0.7 Vp-p  $\pm$  5 %

Separate H/V sync, Composite

TTL level (V high  $\geq$  2.0 V, V low  $\leq$  0.8 V)

### Maximum Pixel Clock

164MHz

### Power Supply

AC 100 - 240 V $\sim$  (+/- 10 %), 50/60 Hz  $\pm$  3 Hz

### Signal Cable

15pin-to-15pin D-sub cable, Detachable

DVI-D to DVI-D connector, Detachable

### Dimensions (W x H x D) / Weight (Simple Stand)

556.2 x 360.8 x 72.9 mm ( 21.9 x 14.2 x 2.9 inch) (Without Stand)

556.2 x 447.4 x 227.5 mm ( 21.9 x 17.6 x 9.0inch) (With Stand)/ 5.7 kg ( 12.6 lbs)

### Dimensions (W x H x D) / Weight (HAS Stand)

556.2 x 360.8 x 67.0 mm ( 21.9 x 14.2 x 2.6 inch) (Without Stand)

556.2 x 432.2 x 250.0 mm ( 21.9 x 17.0 x 9.8 inch) (With Stand)/ 7.7 kg( 17.0 lbs)

### VESA Mounting Interface

100 mm x 100 mm

### Environmental considerations

Operating	Temperature : 50°F ~ 104°F (10°C ~ 40°C)
	Humidity : 10 % ~ 80 %, non-condensing
Storage	Temperature : -4°F ~ 113°F (-20°C ~ 45°C)
	Humidity : 5 % ~ 95 %, non-condensing

### Plug and Play Capability

This monitor can be installed on any Plug & Play compatible system. The interaction of the monitor and the computer systems will provide the best operating conditions and monitor settings. In most cases, the monitor installation will proceed automatically, unless the user wishes to select alternate settings.

### Dot Acceptable

TFT-LCD panels manufactured by using advanced semiconductor technology with precision of 1ppm (one millionth) above are used for this product. But the pixels of RED, GREEN, BLUE and WHITE color appear to be bright sometimes or some black pixels may be seen. This is not from bad quality and you can use it without any problems.

#### **Note**

Design and specifications are subject to change without prior notice.

#### **Class B Equipment (Information Communication equipment for residential use)**

This product complies with the Electromagnetic Compatibility Directives for residential use and can be used in all areas including common residential areas. (Class B equipment emits less electromagnetic waves than Class A equipment.)

# Specifications

---

## PowerSaver

This monitor has a built-in power management system called PowerSaver. This system saves energy by switching your monitor to low-power mode when it has not been used for a certain amount of time. The monitor automatically returns to normal operation when you press a key on the keyboard. For energy conservation, turn your monitor OFF when it is not needed, or when leaving it unattended for long periods. The PowerSaver system operates with a VESA DPM compliant video card installed in your computer. Use the software utility installed on your computer to set up this feature.

State	Normal Operation	Power saving mode	Power off (Power button) EPA/ENERGY 2000
Power Indicator	Blue	Blue blinking	Off
Power Consumption	50 watts	Less than 1watts	Less than 1watts



This monitor is EPA ENERGY STAR<sup>®</sup> compliant and ENERGY2000 compliant when used with a computer equipped with VESA DPM functionality.

As an ENERGY STAR<sup>®</sup> Partner, SAMSUNG has determined that this product meets the ENERGY STAR<sup>®</sup> guidelines for energy efficiency.

# Specifications

## Preset Timing Modes

If the signal transferred from the computer is the same as the following Preset Timing Modes, the screen will be adjusted automatically. However, if the signal differs, the screen may go blank while the power LED is on. Refer to the video card manual and adjusts the screen as follows.

Display Mode	Horizontal Frequency (kHz)	Vertical Frequency (Hz)	Pixel Clock (MHz)	Sync Polarity (H/V)
VESA, 640 x 480	31.469	59.940	25.175	-/-
VESA, 800 x 600	35.156	56.250	36.000	+/+
VESA, 800 x 600	37.879	60.317	40.000	+/+
VESA, 1024 x 768	48.363	60.004	65.000	-/-
VESA, 1280 x 800	49.702	59.810	83.500	-/+
VESA, 1280 X 960	60.000	60.000	108.000	+/+
VESA, 1280 X 1024	63.981	60.020	108.000	+/+
VESA, 1440 x 900	55.935	59.887	106.500	-/+
VESA, 1600 X 1200	75.000	60.000	162.000	+/+
VESA, 1680 x 1050	65.290	59.954	146.250	-/+
VESA, 1920 X 1200	74.556	59.885	193.250	-/+

### Horizontal Frequency

The time to scan one line connecting the right edge to the left edge of the screen horizontally is called the Horizontal Cycle and the inverse number of the Horizontal Cycle is called the Horizontal Frequency. Unit: kHz



### Vertical Frequency

Like a fluorescent lamp, the screen has to repeat the same image many times per second to display an image to the user. The frequency of this repetition is called the Vertical Frequency or Refresh Rate. Unit: Hz



# Specifications

---

## General

### General

Model Name SyncMaster 2443BWPLUS

### LCD Panel

Size 24 inch (61cm)

Display area 518.4mm(H) X 324.0mm(V)

Pixel Pitch 0.270mm(H) X 0.270mm(V)

### Synchronization

Horizontal 30 ~ 81 kHz

Vertical 50 ~ 63 Hz

### Display Color

16.7M

### Resolution

Optimum resolution 1920 X 1200@60Hz

Maximum resolution 1920 X 1200@60Hz

### Input Signal, Terminated

RGB Analog, DVI(Digital Visual Inter face)

0.7 Vp-p  $\pm$  5 %

Separate H/V sync, Composite

TTL level (V high  $\geq$  2.0 V, V low  $\leq$  0.8 V)

### Maximum Pixel Clock

164MHz

### Power Supply

AC 100 - 240 V $\sim$  (+/- 10 %), 50/60 Hz  $\pm$  3 Hz

### Signal Cable

15pin-to-15pin D-sub cable, Detachable

DVI-D to DVI-D connector, Detachable

### Dimensions (W x H x D) / Weight (Simple Stand)

556.2 x 360.8 x 72.9 mm ( 21.9 x 14.2 x 2.9 inch) (Without Stand)

556.2 x 447.4 x 227.5 mm ( 21.9 x 17.6 x 9.0inch) (With Stand)/ 5.7 kg ( 12.6 lbs)

### Dimensions (W x H x D) / Weight (HAS Stand)

556.2 x 360.8 x 67.0 mm ( 21.9 x 14.2 x 2.6 inch) (Without Stand)

556.2 x 432.2 x 250.0 mm ( 21.9 x 17.0 x 9.8 inch) (With Stand)/ 7.7 kg( 17.0 lbs)

### VESA Mounting Interface

100 mm x 100 mm

### Environmental considerations

Operating	Temperature : 50°F ~ 104°F (10°C ~ 40°C)
	Humidity : 10 % ~ 80 %, non-condensing
Storage	Temperature : -4°F ~ 113°F (-20°C ~ 45°C)
	Humidity : 5 % ~ 95 %, non-condensing

### Plug and Play Capability

This monitor can be installed on any Plug & Play compatible system. The interaction of the monitor and the computer systems will provide the best operating conditions and monitor settings. In most cases, the monitor installation will proceed automatically, unless the user wishes to select alternate settings.

### Dot Acceptable

TFT-LCD panels manufactured by using advanced semiconductor technology with precision of 1ppm (one millionth) above are used for this product. But the pixels of RED, GREEN, BLUE and WHITE color appear to be bright sometimes or some black pixels may be seen. This is not from bad quality and you can use it without any problems.

#### **Note**

Design and specifications are subject to change without prior notice.

#### **Class B Equipment (Information Communication equipment for residential use)**

This product complies with the Electromagnetic Compatibility Directives for residential use and can be used in all areas including common residential areas. (Class B equipment emits less electromagnetic waves than Class A equipment.)

# Specifications

## PowerSaver

This monitor has a built-in power management system called PowerSaver. This system saves energy by switching your monitor to low-power mode when it has not been used for a certain amount of time. The monitor automatically returns to normal operation when you press a key on the keyboard. For energy conservation, turn your monitor OFF when it is not needed, or when leaving it unattended for long periods. The PowerSaver system operates with a VESA DPM compliant video card installed in your computer. Use the software utility installed on your computer to set up this feature.

State	Normal Operation	Power saving mode	Power off (Power button) EPA/ENERGY 2000
Power Indicator	Blue	Blue blinking	Off
Power Consumption	50 watts	Less than 1watts	Less than 1watts



This monitor is EPA ENERGY STAR<sup>®</sup> compliant and ENERGY2000 compliant when used with a computer equipped with VESA DPM functionality.

As an ENERGY STAR<sup>®</sup> Partner, SAMSUNG has determined that this product meets the ENERGY STAR<sup>®</sup> guidelines for energy efficiency.

# Specifications

## Preset Timing Modes

If the signal transferred from the computer is the same as the following Preset Timing Modes, the screen will be adjusted automatically. However, if the signal differs, the screen may go blank while the power LED is on. Refer to the video card manual and adjusts the screen as follows.

Display Mode	Horizontal Frequency (kHz)	Vertical Frequency (Hz)	Pixel Clock (MHz)	Sync Polarity (H/V)
VESA, 640 x 480	31.469	59.940	25.175	-/-
VESA, 800 x 600	35.156	56.250	36.000	+/+
VESA, 800 x 600	37.879	60.317	40.000	+/+
VESA,1024 x 768	48.363	60.004	65.000	-/-
VESA, 1280 x 800	49.702	59.810	83.500	-/+
VESA, 1280 X 960	60.000	60.000	108.000	+/+
VESA, 1280 X 1024	63.981	60.020	108.000	+/+
VESA,1440 x 900	55.935	59.887	106.500	-/+
VESA,1600 X 1200	75.000	60.000	162.000	+/+
VESA, 1680 x 1050	65.290	59.954	146.250	-/+
VESA, 1920 X 1200	74.556	59.885	193.250	-/+

### Horizontal Frequency

The time to scan one line connecting the right edge to the left edge of the screen horizontally is called the Horizontal Cycle and the inverse number of the Horizontal Cycle is called the Horizontal Frequency. Unit: kHz



### Vertical Frequency

Like a fluorescent lamp, the screen has to repeat the same image many times per second to display an image to the user. The frequency of this repetition is called the Vertical Frequency or Refresh Rate. Unit: Hz

# Specifications

---

## General

### General

Model Name SyncMaster 2443BWT

### LCD Panel

Size 24 inch (61 cm)

Display area 518.4 mm (H) x 324.0 mm (V)

Pixel Pitch 0.270 mm (H) x 0.270 mm (V)

### Synchronization

Horizontal 30 ~ 81 kHz

Vertical 50 ~ 63 Hz

### Display Color

16.7 M

### Resolution

Optimum resolution 1920 x 1200@60 Hz

Maximum resolution 1920 x 1200@60 Hz

### Input Signal, Terminated

RGB Analog, DVI(Digital Visual Interface) Compliant Digital RGB

0.7 Vp-p  $\pm$  5 %

Separate H/V sync, Composite, SOG

TTL level (V high  $\geq$  2.0 V, V low  $\leq$  0.8 V)

### Maximum Pixel Clock

164 MHz

### Power Supply

AC 100 - 240 V~ (+/- 10 %), 50/60 Hz  $\pm$  3 Hz

### Signal Cable

15pin - to - 15pin D-sub cable, Detachable

DVI-D to DVI-D connector, Detachable

### Dimensions (W x H x D) / Weight (Simple Stand)

556.2 x 360.8 x 72.9 mm (21.9 x 14.2 x 2.9 inch) (Without Stand)

556.2 x 447.4 x 227.5 mm (21.9 x 17.6 x 9.0 inch) (With Stand)/ 5.7 kg (12.6 lbs)

### Dimensions (W x H x D) / Weight (HAS Stand)

556.2 x 360.8 x 67.0 mm (21.9 x 14.2 x 2.6 inch) (Without Stand)

556.2 x 432.2 x 250.0 mm (21.9 x 17.0 x 9.8 inch) (With Stand)/ 7.7 kg (17.0 lbs)

### VESA Mounting Interface

100 mm x 100 mm

### Environmental considerations

Operating	Temperature : 50°F ~ 104°F (10°C ~ 40°C)
	Humidity : 10 % ~ 80 %, non-condensing
Storage	Temperature : -4°F ~ 113°F (-20°C ~ 45°C)
	Humidity : 5 % ~ 95 %, non-condensing

### Plug and Play Capability

This monitor can be installed on any Plug & Play compatible system. The interaction of the monitor and the computer systems will provide the best operating conditions and monitor settings. In most cases, the monitor installation will proceed automatically, unless the user wishes to select alternate settings.

### Dot Acceptable

TFT-LCD panels manufactured by using advanced semiconductor technology with precision of 1ppm (one millionth) above are used for this product. But the pixels of RED, GREEN, BLUE and WHITE color appear to be bright sometimes or some black pixels may be seen. This is not from bad quality and you can use it without any problems.

#### **Note**

Design and specifications are subject to change without prior notice.

#### **Class B Equipment (Information Communication equipment for residential use)**

This product complies with the Electromagnetic Compatibility Directives for residential use and can be used in all areas including common residential areas. (Class B equipment emits less electromagnetic waves than Class A equipment.)

# Specifications

---

## PowerSaver

This monitor has a built-in power management system called PowerSaver. This system saves energy by switching your monitor to low-power mode when it has not been used for a certain amount of time. The monitor automatically returns to normal operation when you press a key on the keyboard. For energy conservation, turn your monitor OFF when it is not needed, or when leaving it unattended for long periods. The PowerSaver system operates with a VESA DPM compliant video card installed in your computer. Use the software utility installed on your computer to set up this feature.

State	Normal Operation	Power saving mode	Power off (Power button) EPA/ENERGY 2000
Power Indicator	On	Blinking	Off
Power Consumption	50 watts	Less than 1 watts	Less than 1 watts



This monitor is EPA ENERGY STAR<sup>®</sup> compliant and ENERGY2000 compliant when used with a computer equipped with VESA DPM functionality.

As an ENERGY STAR<sup>®</sup> Partner, SAMSUNG has determined that this product meets the ENERGY STAR<sup>®</sup> guidelines for energy efficiency.

# Specifications

## Preset Timing Modes

If the signal transferred from the computer is the same as the following Preset Timing Modes, the screen will be adjusted automatically. However, if the signal differs, the screen may go blank while the power LED is on. Refer to the video card manual and adjusts the screen as follows.

Display Mode	Horizontal Frequency (kHz)	Vertical Frequency (Hz)	Pixel Clock (MHz)	Sync Polarity (H/V)
VESA. 640 x 480	31,469	59,940	25,175	-/-
VESA. 800 x 600	35,156	56,250	36,000	+/+
VESA. 800 x 600	37,879	60,317	40,000	+/+
VESA. 1024 x 768	48,363	60,004	65,000	-/-
VESA. 1280 x 800	49,702	59,810	83,500	-/+
VESA. 1280 X 960	60,000	60,000	108,000	+/+
VESA. 1280 X 1024	63,981	60,020	108,000	+/+
VESA. 1440 x 900	55,935	59,887	106,500	-/+
VESA. 1600 X 1200	75,000	60,000	162,000	+/+
VESA. 1680 x 1050	65,290	59,954	146,250	-/+
VESA. 1920 X 1200	74,556	59,885	193,250	-/+

### Horizontal Frequency

The time to scan one line connecting the right edge to the left edge of the screen horizontally is called the Horizontal Cycle and the inverse number of the Horizontal Cycle is called the Horizontal Frequency. Unit: kHz



### Vertical Frequency

Like a fluorescent lamp, the screen has to repeat the same image many times per second to display an image to the user. The frequency of this repetition is called the Vertical Frequency or Refresh Rate. Unit: Hz



# Specifications

---

## General

### General

Model Name SyncMaster 2443BWTPPLUS

### LCD Panel

Size 24 inch (61 cm)

Display area 518.4 mm (H) x 324.0 mm (V)

Pixel Pitch 0.270 mm (H) x 0.270 mm (V)

### Synchronization

Horizontal 30 ~ 81 kHz

Vertical 50 ~ 63 Hz

### Display Color

16.7 M

### Resolution

Optimum resolution 1920 x 1200@60 Hz

Maximum resolution 1920 x 1200@60 Hz

### Input Signal, Terminated

RGB Analog, DVI(Digital Visual Interface) Compliant Digital RGB

0.7 Vp-p  $\pm$  5 %

Separate H/V sync, Composite, SOG

TTL level (V high  $\geq$  2.0 V, V low  $\leq$  0.8 V)

### Maximum Pixel Clock

164 MHz

### Power Supply

AC 100 - 240 V~ (+/- 10 %), 50/60 Hz  $\pm$  3 Hz

### Signal Cable

15pin - to - 15pin D-sub cable, Detachable

DVI-D to DVI-D connector, Detachable

### Dimensions (W x H x D) / Weight (Simple Stand)

556.2 x 360.8 x 72.9 mm (21.9 x 14.2 x 2.9 inch) (Without Stand)

556.2 x 447.4 x 227.5 mm (21.9 x 17.6 x 9.0 inch) (With Stand)/ 5.7 kg (12.6 lbs)

### Dimensions (W x H x D) / Weight (HAS Stand)

556.2 x 360.8 x 67.0 mm (21.9 x 14.2 x 2.6 inch) (Without Stand)

556.2 x 432.2 x 250.0 mm (21.9 x 17.0 x 9.8 inch) (With Stand)/ 7.7 kg (17.0 lbs)

### VESA Mounting Interface

100 mm x 100 mm

### Environmental considerations

Operating	Temperature : 50°F ~ 104°F (10°C ~ 40°C)
	Humidity : 10 % ~ 80 %, non-condensing
Storage	Temperature : -4°F ~ 113°F (-20°C ~ 45°C)
	Humidity : 5 % ~ 95 %, non-condensing

### Plug and Play Capability

This monitor can be installed on any Plug & Play compatible system. The interaction of the monitor and the computer systems will provide the best operating conditions and monitor settings. In most cases, the monitor installation will proceed automatically, unless the user wishes to select alternate settings.

### Dot Acceptable

TFT-LCD panels manufactured by using advanced semiconductor technology with precision of 1ppm (one millionth) above are used for this product. But the pixels of RED, GREEN, BLUE and WHITE color appear to be bright sometimes or some black pixels may be seen. This is not from bad quality and you can use it without any problems.



#### Note

Design and specifications are subject to change without prior notice.



#### Class B Equipment (Information Communication equipment for residential use)

This product complies with the Electromagnetic Compatibility Directives for residential use and can be used in all areas including common residential areas. (Class B equipment emits less electromagnetic waves than Class A equipment.)

# Specifications

## PowerSaver

This monitor has a built-in power management system called PowerSaver. This system saves energy by switching your monitor to low-power mode when it has not been used for a certain amount of time. The monitor automatically returns to normal operation when you press a key on the keyboard. For energy conservation, turn your monitor OFF when it is not needed, or when leaving it unattended for long periods. The PowerSaver system operates with a VESA DPM compliant video card installed in your computer. Use the software utility installed on your computer to set up this feature.

State	Normal Operation	Power saving mode	Power off (Power button) EPA/ENERGY 2000
Power Indicator	On	Blinking	Off
Power Consumption	50 watts	Less than 1 watts	Less than 1 watts



This monitor is EPA ENERGY STAR<sup>®</sup> compliant and ENERGY2000 compliant when used with a computer equipped with VESA DPM functionality.

As an ENERGY STAR<sup>®</sup> Partner, SAMSUNG has determined that this product meets the ENERGY STAR<sup>®</sup> guidelines for energy efficiency.

# Specifications

## Preset Timing Modes

If the signal transferred from the computer is the same as the following Preset Timing Modes, the screen will be adjusted automatically. However, if the signal differs, the screen may go blank while the power LED is on. Refer to the video card manual and adjusts the screen as follows.

Display Mode	Horizontal Frequency (kHz)	Vertical Frequency (Hz)	Pixel Clock (MHz)	Sync Polarity (H/V)
VESA. 640 x 480	31,469	59,940	25,175	-/-
VESA. 800 x 600	35,156	56,250	36,000	+/+
VESA. 800 x 600	37,879	60,317	40,000	+/+
VESA. 1024 x 768	48,363	60,004	65,000	-/-
VESA. 1280 x 800	49,702	59,810	83,500	-/+
VESA. 1280 X 960	60,000	60,000	108,000	+/+
VESA. 1280 X 1024	63,981	60,020	108,000	+/+
VESA. 1440 x 900	55,935	59,887	106,500	-/+
VESA. 1600 X 1200	75,000	60,000	162,000	+/+
VESA. 1680 x 1050	65,290	59,954	146,250	-/+
VESA. 1920 X 1200	74,556	59,885	193,250	-/+

### Horizontal Frequency

The time to scan one line connecting the right edge to the left edge of the screen horizontally is called the Horizontal Cycle and the inverse number of the Horizontal Cycle is called the Horizontal Frequency. Unit: kHz



### Vertical Frequency

Like a fluorescent lamp, the screen has to repeat the same image many times per second to display an image to the user. The frequency of this repetition is called the Vertical Frequency or Refresh Rate. Unit: Hz

# Specifications

---

## General

### General

Model Name SyncMaster 2443BWX

### LCD Panel

Size 24 inch (61cm)

Display area 518.4mm(H) X 324.0mm(V)

Pixel Pitch 0.270mm(H) X 0.270mm(V)

### Synchronization

Horizontal 30 ~ 81 kHz

Vertical 50 ~ 63 Hz

### Display Color

16.7M

### Resolution

Optimum resolution 1920X1200@60Hz

Maximum resolution 1920X1200@60Hz

### Input Signal, Terminated

RGB Analog, DVI(Digital Visual Interface)

0.7 Vp-p  $\pm$  5 %

Separate H/V sync, Composite

TTL level (V high  $\geq$  2.0 V, V low  $\leq$  0.8 V)

### Maximum Pixel Clock

164MHz

### Power Supply

AC 100 - 240 V~ (+/- 10 %), 50/60 Hz  $\pm$  3 Hz

### Signal Cable

15pin-to-15pin D-sub cable, Detachable

DVI-D to DVI-D connector, Detachable

### Dimensions (W x H x D) / Weight (Simple Stand)

556.2 x 360.8 x 72.9 mm ( 21.9 x 14.2 x 2.9 inch) (Without Stand)

556.2 x 447.4 x 227.5 mm ( 21.9 x 17.6 x 9.0 inch) (With Stand)/ 5.7 kg ( 12.6 lbs)

### Dimensions (W x H x D) / Weight (HAS Stand)

556.2 x 360.8 x 67.0 mm ( 21.9 x 14.2 x 2.6 inch) (Without Stand)

556.2 x 432.2 x 250.0 mm ( 21.9 x 17.0 x 9.8 inch) (With Stand)/ 7.7 kg ( 17.0lbs)

### VESA Mounting Interface

100mm X 100mm

### Environmental considerations

Operating	Temperature : 50°F ~ 104°F (10°C ~ 40°C)
	Humidity : 10 % ~ 80 %, non-condensing
Storage	Temperature : -4°F ~ 113°F (-20°C ~ 45°C)
	Humidity : 5 % ~ 95 %, non-condensing

### Plug and Play Capability

This monitor can be installed on any Plug & Play compatible system. The interaction of the monitor and the computer systems will provide the best operating conditions and monitor settings. In most cases, the monitor installation will proceed automatically, unless the user wishes to select alternate settings.

### Dot Acceptable

TFT-LCD panels manufactured by using advanced semiconductor technology with precision of 1ppm (one millionth) above are used for this product. But the pixels of RED, GREEN, BLUE and WHITE color appear to be bright sometimes or some black pixels may be seen. This is not from bad quality and you can use it without any problems.

#### **Note**

Design and specifications are subject to change without prior notice.

#### **Class B Equipment (Information Communication equipment for residential use)**

This product complies with the Electromagnetic Compatibility Directives for residential use and can be used in all areas including common residential areas. (Class B equipment emits less electromagnetic waves than Class A equipment.)

# Specifications

---

## PowerSaver

This monitor has a built-in power management system called PowerSaver. This system saves energy by switching your monitor to low-power mode when it has not been used for a certain amount of time. The monitor automatically returns to normal operation when you press a key on the keyboard. For energy conservation, turn your monitor OFF when it is not needed, or when leaving it unattended for long periods. The PowerSaver system operates with a VESA DPM compliant video card installed in your computer. Use the software utility installed on your computer to set up this feature.

State	Normal Operation	Power saving mode	Power off (Power button) EPA/ENERGY 2000
Power Indicator	Blue	Blue blinking	Off
Power Consumption	50 watts	Less than 1watts	Less than 1watts



This monitor is EPA ENERGY STAR<sup>®</sup> compliant and ENERGY2000 compliant when used with a computer equipped with VESA DPM functionality.

As an ENERGY STAR<sup>®</sup> Partner, SAMSUNG has determined that this product meets the ENERGY STAR<sup>®</sup> guidelines for energy efficiency.

# Specifications

## Preset Timing Modes

If the signal transferred from the computer is the same as the following Preset Timing Modes, the screen will be adjusted automatically. However, if the signal differs, the screen may go blank while the power LED is on. Refer to the video card manual and adjusts the screen as follows.

Display Mode	Horizontal Frequency (kHz)	Vertical Frequency (Hz)	Pixel Clock (MHz)	Sync Polarity (H/V)
VESA. 640 x 480	31,469	59,940	25,175	-/-
VESA. 800 x 600	35,156	56,250	36,000	+/+
VESA. 800 x 600	37,879	60,317	40,000	+/+
VESA. 1024 x 768	48,363	60,004	65,000	-/-
VESA. 1280 x 800	49,702	59,810	83,500	-/+
VESA. 1280 X 960	60,000	60,000	108,000	+/+
VESA. 1280 X 1024	63,981	60,020	108,000	+/+
VESA. 1440 x 900	55,935	59,887	106,500	-/+
VESA. 1600 X 1200	75,000	60,000	162,000	+/+
VESA. 1680 x 1050	65,290	59,954	146,250	-/+
VESA. 1920 X 1200	74,556	59,885	193,250	-/+

### Horizontal Frequency

The time to scan one line connecting the right edge to the left edge of the screen horizontally is called the Horizontal Cycle and the inverse number of the Horizontal Cycle is called the Horizontal Frequency. Unit: kHz



### Vertical Frequency

Like a fluorescent lamp, the screen has to repeat the same image many times per second to display an image to the user. The frequency of this repetition is called the Vertical Frequency or Refresh Rate. Unit: Hz



# Specifications

---

## General

### General

Model Name SyncMaster 2443BWXPPLUS

### LCD Panel

Size 24 inch (61cm)

Display area 518.4mm(H) X 324.0mm(V)

Pixel Pitch 0.270mm(H) X 0.270mm(V)

### Synchronization

Horizontal 30 ~ 81 kHz

Vertical 50 ~ 63 Hz

### Display Color

16.7M

### Resolution

Optimum resolution 1920X1200@60Hz

Maximum resolution 1920X1200@60Hz

### Input Signal, Terminated

RGB Analog, DVI(Digital Visual Interface)

0.7 Vp-p  $\pm$  5 %

Separate H/V sync, Composite

TTL level (V high  $\geq$  2.0 V, V low  $\leq$  0.8 V)

### Maximum Pixel Clock

164MHz

### Power Supply

AC 100 - 240 V~ (+/- 10 %), 50/60 Hz  $\pm$  3 Hz

### Signal Cable

15pin-to-15pin D-sub cable, Detachable

DVI-D to DVI-D connector, Detachable

### Dimensions (W x H x D) / Weight (Simple Stand)

556.2 x 360.8 x 72.9 mm ( 21.9 x 14.2 x 2.9 inch) (Without Stand)

556.2 x 447.4 x 227.5 mm ( 21.9 x 17.6 x 9.0 inch) (With Stand)/ 5.7 kg ( 12.6 lbs)

### Dimensions (W x H x D) / Weight (HAS Stand)

556.2 x 360.8 x 67.0 mm ( 21.9 x 14.2 x 2.6 inch) (Without Stand)

556.2 x 432.2 x 250.0 mm ( 21.9 x 17.0 x 9.8 inch) (With Stand)/ 7.7 kg ( 17.0lbs)

### VESA Mounting Interface

100mm X 100mm

### Environmental considerations

Operating	Temperature : 50°F ~ 104°F (10°C ~ 40°C)
	Humidity : 10 % ~ 80 %, non-condensing
Storage	Temperature : -4°F ~ 113°F (-20°C ~ 45°C)
	Humidity : 5 % ~ 95 %, non-condensing

### Plug and Play Capability

This monitor can be installed on any Plug & Play compatible system. The interaction of the monitor and the computer systems will provide the best operating conditions and monitor settings. In most cases, the monitor installation will proceed automatically, unless the user wishes to select alternate settings.

### Dot Acceptable

TFT-LCD panels manufactured by using advanced semiconductor technology with precision of 1ppm (one millionth) above are used for this product. But the pixels of RED, GREEN, BLUE and WHITE color appear to be bright sometimes or some black pixels may be seen. This is not from bad quality and you can use it without any problems.

#### **Note**

Design and specifications are subject to change without prior notice.

#### **Class B Equipment (Information Communication equipment for residential use)**

This product complies with the Electromagnetic Compatibility Directives for residential use and can be used in all areas including common residential areas. (Class B equipment emits less electromagnetic waves than Class A equipment.)

# Specifications

## PowerSaver

This monitor has a built-in power management system called PowerSaver. This system saves energy by switching your monitor to low-power mode when it has not been used for a certain amount of time. The monitor automatically returns to normal operation when you press a key on the keyboard. For energy conservation, turn your monitor OFF when it is not needed, or when leaving it unattended for long periods. The PowerSaver system operates with a VESA DPM compliant video card installed in your computer. Use the software utility installed on your computer to set up this feature.

State	Normal Operation	Power saving mode	Power off (Power button) EPA/ENERGY 2000
Power Indicator	Blue	Blue blinking	Off
Power Consumption	50 watts	Less than 1watts	Less than 1watts



This monitor is EPA ENERGY STAR<sup>®</sup> compliant and ENERGY2000 compliant when used with a computer equipped with VESA DPM functionality.

As an ENERGY STAR<sup>®</sup> Partner, SAMSUNG has determined that this product meets the ENERGY STAR<sup>®</sup> guidelines for energy efficiency.

# Specifications

## Preset Timing Modes

If the signal transferred from the computer is the same as the following Preset Timing Modes, the screen will be adjusted automatically. However, if the signal differs, the screen may go blank while the power LED is on. Refer to the video card manual and adjusts the screen as follows.

Display Mode	Horizontal Frequency (kHz)	Vertical Frequency (Hz)	Pixel Clock (MHz)	Sync Polarity (H/V)
VESA. 640 x 480	31,469	59,940	25,175	-/-
VESA. 800 x 600	35,156	56,250	36,000	+/+
VESA. 800 x 600	37,879	60,317	40,000	+/+
VESA. 1024 x 768	48,363	60,004	65,000	-/-
VESA. 1280 x 800	49,702	59,810	83,500	-/+
VESA. 1280 X 960	60,000	60,000	108,000	+/+
VESA. 1280 X 1024	63,981	60,020	108,000	+/+
VESA. 1440 x 900	55,935	59,887	106,500	-/+
VESA. 1600 X 1200	75,000	60,000	162,000	+/+
VESA. 1680 x 1050	65,290	59,954	146,250	-/+
VESA. 1920 X 1200	74,556	59,885	193,250	-/+

### Horizontal Frequency

The time to scan one line connecting the right edge to the left edge of the screen horizontally is called the Horizontal Cycle and the inverse number of the Horizontal Cycle is called the Horizontal Frequency. Unit: kHz



### Vertical Frequency

Like a fluorescent lamp, the screen has to repeat the same image many times per second to display an image to the user. The frequency of this repetition is called the Vertical Frequency or Refresh Rate. Unit: Hz

# Specifications

---

## General

### General

Model Name                      SyncMaster 2443FW

### LCD Panel

Size                                24 inch (61cm)

Display area                    518.4mm(H) X 324.0mm(V)

Pixel Pitch                      0.270mm(H) X 0.270mm(V)

### Synchronization

Horizontal                      30 ~ 81 kHz

Vertical                         50 ~ 63 Hz

### Display Color

16.7M

### Resolution

Optimum resolution         1920 X 1200@60Hz

Maximum resolution        1920 X 1200@60Hz

### Input Signal, Terminated

RGB Analog, DVI(Digital Visual Interface)

0.7 Vp-p ± 5 %

Separate H/V sync, Composite,SOG : automatic synchronization without external switch

TTL level (V high ≥ 2.0 V, V low ≤ 0.8 V)

### Maximum Pixel Clock

164MHz(Analog,Digital)

### Power Supply

AC 100 - 240 V~ (+/- 10 %), 50/60 Hz ± 3 Hz

### Signal Cable

15pin-to-15pin D-sub cable,Detachable

DVI-D to DVI-D connector, Detachable

### Dimensions (W x H x D) / Weight (Dual Hinge Stand)

556.2 x 360.8 x 72.9 mm ( 21.9 x 14.2 x 2.9 inch) (Without Stand)/ 4.9 kg (10.8 lbs)

556.2 x 481 x 231mm ( 21.9 x 18.9 x 9.1 inch) (With Stand)/ 6.65 kg (14.7 lbs)

### VESA Mounting Interface

100.0 mm x 100.0 mm

### Environmental considerations

Operating                                      Temperature : 50°F ~ 104°F (10°C ~ 40°C)

Humidity : 10 % ~ 80 %, non-condensing

Temperature : -4°F ~ 113°F (-20°C ~ 45°C)

Storage

Humidity : 5 % ~ 95 %, non-condensing

#### **Plug and Play Capability**

This monitor can be installed on any Plug & Play compatible system. The interaction of the monitor and the computer systems will provide the best operating conditions and monitor settings. In most cases, the monitor installation will proceed automatically, unless the user wishes to select alternate settings.

#### **Dot Acceptable**

TFT-LCD panels manufactured by using advanced semiconductor technology with precision of 1ppm (one millionth) above are used for this product. But the pixels of RED, GREEN, BLUE and WHITE color appear to be bright sometimes or some black pixels may be seen. This is not from bad quality and you can use it without any problems.



#### **Note**

Design and specifications are subject to change without prior notice.



#### **Class B Equipment (Information Communication equipment for residential use)**

This product complies with the Electromagnetic Compatibility Directives for residential use and can be used in all areas including common residential areas. (Class B equipment emits less electromagnetic waves than Class A equipment.)

# Specifications

---

## PowerSaver

This monitor has a built-in power management system called PowerSaver. This system saves energy by switching your monitor to low-power mode when it has not been used for a certain amount of time. The monitor automatically returns to normal operation when you press a key on the keyboard. For energy conservation, turn your monitor OFF when it is not needed, or when leaving it unattended for long periods. The PowerSaver system operates with a VESA DPM compliant video card installed in your computer. Use the software utility installed on your computer to set up this feature.

State	Normal Operation	Power saving mode	Power off (Power button) EPA/ENERGY 2000
Power Indicator	On	Blinking	Off
Power Consumption	50 watts	Less than 1watts	Less than 1 watts



This monitor is EPA ENERGY STAR<sup>®</sup> compliant and ENERGY 2000 compliant when used with a computer equipped with VESA DPM functionality.

As an ENERGY STAR<sup>®</sup> Partner, SAMSUNG has determined that this product meets the ENERGY STAR<sup>®</sup> guidelines for energy efficiency.

# Specifications

## Preset Timing Modes

If the signal transferred from the computer is the same as the following Preset Timing Modes, the screen will be adjusted automatically. However, if the signal differs, the screen may go blank while the power LED is on. Refer to the video card manual and adjusts the screen as follows.

Display Mode	Horizontal Frequency (kHz)	Vertical Frequency (Hz)	Pixel Clock (MHz)	Sync Polarity (H/V)
VESA. 640 x 480	31,469	59,940	25,175	-/-
VESA. 800 x 600	35,156	56,250	36,000	+/+
VESA. 800 x 600	37,879	60,317	40,000	+/+
VESA. 1024 x 768	48,363	60,004	65,000	-/-
VESA. 1280 x 800	49,702	59,810	83,500	-/+
VESA. 1280 X 960	60,000	60,000	108,000	+/+
VESA. 1280 X 1024	63,981	60,020	108,000	+/+
VESA. 1440 x 900	55,935	59,887	106,500	-/+
VESA. 1600 X 1200	75,000	60,000	162,000	+/+
VESA. 1680 x 1050	65,290	59,954	146,250	-/+
VESA. 1920 X 1200	74,556	59,885	193,250	-/+

### Horizontal Frequency

The time to scan one line connecting the right edge to the left edge of the screen horizontally is called the Horizontal Cycle and the inverse number of the Horizontal Cycle is called the Horizontal Frequency. Unit: kHz



### Vertical Frequency

Like a fluorescent lamp, the screen has to repeat the same image many times per second to display an image to the user. The frequency of this repetition is called the Vertical Frequency or Refresh Rate. Unit: Hz



# Specifications

---

## General

### General

Model Name SyncMaster 2443FWPLUS

### LCD Panel

Size 24 inch (61cm)

Display area 518.4mm(H) X 324.0mm(V)

Pixel Pitch 0.270mm(H) X 0.270mm(V)

### Synchronization

Horizontal 30 ~ 81 kHz

Vertical 50 ~ 63 Hz

### Display Color

16.7M

### Resolution

Optimum resolution 1920 X 1200@60Hz

Maximum resolution 1920 X 1200@60Hz

### Input Signal, Terminated

RGB Analog, DVI(Digital Visual Interface)

0.7 Vp-p  $\pm$  5 %

Separate H/V sync, Composite,SOG : automatic synchronization without external switch

TTL level (V high  $\geq$  2.0 V, V low  $\leq$  0.8 V)

### Maximum Pixel Clock

164MHz(Analog,Digital)

### Power Supply

AC 100 - 240 V $\sim$  (+/- 10 %), 50/60 Hz  $\pm$  3 Hz

### Signal Cable

15pin-to-15pin D-sub cable,Detachable

DVI-D to DVI-D connector, Detachable

### Dimensions (W x H x D) / Weight (Dual Hinge Stand)

556.2 x 360.8 x 72.9 mm ( 21.9 x 14.2 x 2.9 inch) (Without Stand)/ 4.9 kg (10.8 lbs)

556.2 x 481 x 231mm ( 21.9 x 18.9 x 9.1 inch) (With Stand)/ 6.65 kg (14.7 lbs)

### VESA Mounting Interface

100.0 mm x 100.0 mm

### Environmental considerations

Operating Temperature : 50°F ~ 104°F (10°C ~ 40°C)

Humidity : 10 % ~ 80 %, non-condensing

Temperature : -4°F ~ 113°F (-20°C ~ 45°C)

Storage

Humidity : 5 % ~ 95 %, non-condensing

#### **Plug and Play Capability**

This monitor can be installed on any Plug & Play compatible system. The interaction of the monitor and the computer systems will provide the best operating conditions and monitor settings. In most cases, the monitor installation will proceed automatically, unless the user wishes to select alternate settings.

#### **Dot Acceptable**

TFT-LCD panels manufactured by using advanced semiconductor technology with precision of 1ppm (one millionth) above are used for this product. But the pixels of RED, GREEN, BLUE and WHITE color appear to be bright sometimes or some black pixels may be seen. This is not from bad quality and you can use it without any problems.



#### **Note**

Design and specifications are subject to change without prior notice.



#### **Class B Equipment (Information Communication equipment for residential use)**

This product complies with the Electromagnetic Compatibility Directives for residential use and can be used in all areas including common residential areas. (Class B equipment emits less electromagnetic waves than Class A equipment.)

# Specifications

---

## PowerSaver

This monitor has a built-in power management system called PowerSaver. This system saves energy by switching your monitor to low-power mode when it has not been used for a certain amount of time. The monitor automatically returns to normal operation when you press a key on the keyboard. For energy conservation, turn your monitor OFF when it is not needed, or when leaving it unattended for long periods. The PowerSaver system operates with a VESA DPM compliant video card installed in your computer. Use the software utility installed on your computer to set up this feature.

State	Normal Operation	Power saving mode	Power off (Power button) EPA/ENERGY 2000
Power Indicator	On	Blinking	Off
Power Consumption	50 watts	Less than 1watts	Less than 1 watts



This monitor is EPA ENERGY STAR<sup>®</sup> compliant and ENERGY 2000 compliant when used with a computer equipped with VESA DPM functionality.

As an ENERGY STAR<sup>®</sup> Partner, SAMSUNG has determined that this product meets the ENERGY STAR<sup>®</sup> guidelines for energy efficiency.

# Specifications

## Preset Timing Modes

If the signal transferred from the computer is the same as the following Preset Timing Modes, the screen will be adjusted automatically. However, if the signal differs, the screen may go blank while the power LED is on. Refer to the video card manual and adjusts the screen as follows.

Display Mode	Horizontal Frequency (kHz)	Vertical Frequency (Hz)	Pixel Clock (MHz)	Sync Polarity (H/V)
VESA. 640 x 480	31,469	59,940	25,175	-/-
VESA. 800 x 600	35,156	56,250	36,000	+/+
VESA. 800 x 600	37,879	60,317	40,000	+/+
VESA. 1024 x 768	48,363	60,004	65,000	-/-
VESA. 1280 x 800	49,702	59,810	83,500	-/+
VESA. 1280 X 960	60,000	60,000	108,000	+/+
VESA. 1280 X 1024	63,981	60,020	108,000	+/+
VESA. 1440 x 900	55,935	59,887	106,500	-/+
VESA. 1600 X 1200	75,000	60,000	162,000	+/+
VESA. 1680 x 1050	65,290	59,954	146,250	-/+
VESA. 1920 X 1200	74,556	59,885	193,250	-/+

### Horizontal Frequency

The time to scan one line connecting the right edge to the left edge of the screen horizontally is called the Horizontal Cycle and the inverse number of the Horizontal Cycle is called the Horizontal Frequency. Unit: kHz



### Vertical Frequency

Like a fluorescent lamp, the screen has to repeat the same image many times per second to display an image to the user. The frequency of this repetition is called the Vertical Frequency or Refresh Rate. Unit: Hz

# Specifications

---

## General

### General

Model Name                      SyncMaster 2443NW

### LCD Panel

Size                                24 inch (61cm)

Display area                      518.4 mm (H) x 324.0 mm (V)

Pixel Pitch                        0.270 mm (H) x 0.270 mm (V)

### Synchronization

Horizontal                        30 ~ 81 kHz

Vertical                            50 ~ 63 Hz

### Display Color

16.7M

### Resolution

Optimum resolution              1920 x 1200@60Hz

Maximum resolution              1920 x 1200@60Hz

### Input Signal, Terminated

RGB Analog,

0.7 Vp-p  $\pm$  5 %

Separate H/V sync, Composite, SOG

TTL level (V high  $\geq$  2.0 V, V low  $\leq$  0.8 V)

### Maximum Pixel Clock

164MHz

### Power Supply

AC 100 - 240 V $\sim$  (+/- 10 %), 50/60 Hz  $\pm$  3 Hz

### Signal Cable

15pin-to-15pin D-sub cable, Detachable

### Dimensions (W x H x D) / Weight (Simple Stand)

556.2 x 360.8 x 72.9 mm ( 21.9 x 14.2 x 2.9 inch ) (Without Stand)

556.2 x 447.4 x 227.5 mm ( 21.9 x 17.6 x 9.0 inch ) (With Stand) / 5.6 kg ( 12.3 lbs )

### Dimensions (W x H x D) / Weight (HAS Stand)

556.2 x 360.8 x 67.0 mm ( 21.9 x 14.2 x 2.6 inch ) (Without Stand)

556.2 x 432.2 x 250.0 mm ( 21.9 x 17.0 x 9.8 inch ) (With Stand) / 7.7 kg ( 17.0 lbs )

### VESA Mounting Interface

100 mm x 100 mm

### Environmental considerations

Operating	Temperature : 50°F ~ 104°F (10°C ~ 40°C)
	Humidity : 10 % ~ 80 %, non-condensing
Storage	Temperature : -4°F ~ 113°F (-20°C ~ 45°C)
	Humidity : 5 % ~ 95 %, non-condensing

#### **Plug and Play Capability**

This monitor can be installed on any Plug & Play compatible system. The interaction of the monitor and the computer systems will provide the best operating conditions and monitor settings. In most cases, the monitor installation will proceed automatically, unless the user wishes to select alternate settings.

#### **Dot Acceptable**

TFT-LCD panels manufactured by using advanced semiconductor technology with precision of 1ppm (one millionth) above are used for this product. But the pixels of RED, GREEN, BLUE and WHITE color appear to be bright sometimes or some black pixels may be seen. This is not from bad quality and you can use it without any problems.



#### **Note**

Design and specifications are subject to change without prior notice.



#### **Class B Equipment (Information Communication equipment for residential use)**

This product complies with the Electromagnetic Compatibility Directives for residential use and can be used in all areas including common residential areas. (Class B equipment emits less electromagnetic waves than Class A equipment.)

# Specifications

---

## PowerSaver

This monitor has a built-in power management system called PowerSaver. This system saves energy by switching your monitor to low-power mode when it has not been used for a certain amount of time. The monitor automatically returns to normal operation when you press a key on the keyboard. For energy conservation, turn your monitor OFF when it is not needed, or when leaving it unattended for long periods. The PowerSaver system operates with a VESA DPM compliant video card installed in your computer. Use the software utility installed on your computer to set up this feature.

State	Normal Operation	Power saving mode	Power off (Power button) EPA/ENERGY 2000
Power Indicator	On	blinking	Off
Power Consumption	50 watts	Less than 1 watts	Less than 1 watts



This monitor is EPA ENERGY STAR<sup>®</sup> compliant and ENERGY 2000 compliant when used with a computer equipped with VESA DPM functionality.

As an ENERGY STAR<sup>®</sup> Partner, SAMSUNG has determined that this product meets the ENERGY STAR<sup>®</sup> guidelines for energy efficiency.

# Specifications

## Preset Timing Modes

If the signal transferred from the computer is the same as the following Preset Timing Modes, the screen will be adjusted automatically. However, if the signal differs, the screen may go blank while the power LED is on. Refer to the video card manual and adjusts the screen as follows.

Display Mode	Horizontal Frequency (kHz)	Vertical Frequency (Hz)	Pixel Clock (MHz)	Sync Polarity (H/V)
VESA. 640 x 480	31,469	59,940	25,175	-/-
VESA. 800 x 600	35,156	56,250	36,000	+/+
VESA. 800 x 600	37,879	60,317	40,000	+/+
VESA. 1024 x 768	48,363	60,004	65,000	-/-
VESA. 1280 x 800	49,702	59,810	83,500	-/+
VESA. 1280 X 960	60,000	60,000	108,000	+/+
VESA. 1280 X 1024	63,981	60,020	108,000	+/+
VESA. 1440 x 900	55,935	59,887	106,500	-/+
VESA. 1600 X 1200	75,000	60,000	162,000	+/+
VESA. 1680 x 1050	65,290	59,954	146,250	-/+
VESA. 1920 X 1200	74,556	59,885	193,250	-/+

### Horizontal Frequency

The time to scan one line connecting the right edge to the left edge of the screen horizontally is called the Horizontal Cycle and the inverse number of the Horizontal Cycle is called the Horizontal Frequency. Unit: kHz



### Vertical Frequency

Like a fluorescent lamp, the screen has to repeat the same image many times per second to display an image to the user. The frequency of this repetition is called the Vertical Frequency or Refresh Rate. Unit: Hz



# Specifications

---

## General

### General

Model Name SyncMaster 2443NWPLUS

### LCD Panel

Size 24 inch (61cm)

Display area 518.4 mm (H) x 324.0 mm (V)

Pixel Pitch 0.270 mm (H) x 0.270 mm (V)

### Synchronization

Horizontal 30 ~ 81 kHz

Vertical 50 ~ 63 Hz

### Display Color

16.7M

### Resolution

Optimum resolution 1920 x 1200@60Hz

Maximum resolution 1920 x 1200@60Hz

### Input Signal, Terminated

RGB Analog,

0.7 Vp-p  $\pm$  5 %

Separate H/V sync, Composite, SOG

TTL level (V high  $\geq$  2.0 V, V low  $\leq$  0.8 V)

### Maximum Pixel Clock

164MHz

### Power Supply

AC 100 - 240 V $\sim$  (+/- 10 %), 50/60 Hz  $\pm$  3 Hz

### Signal Cable

15pin-to-15pin D-sub cable, Detachable

### Dimensions (W x H x D) / Weight (Simple Stand)

556.2 x 360.8 x 72.9 mm ( 21.9 x 14.2 x 2.9 inch ) (Without Stand)

556.2 x 447.4 x 227.5 mm ( 21.9 x 17.6 x 9.0 inch ) (With Stand) / 5.6 kg ( 12.3 lbs )

### Dimensions (W x H x D) / Weight (HAS Stand)

556.2 x 360.8 x 67.0 mm ( 21.9 x 14.2 x 2.6 inch ) (Without Stand)

556.2 x 432.2 x 250.0 mm ( 21.9 x 17.0 x 9.8 inch ) (With Stand) / 7.7 kg ( 17.0 lbs )

### VESA Mounting Interface

100 mm x 100 mm

### Environmental considerations

Operating	Temperature : 50°F ~ 104°F (10°C ~ 40°C)
	Humidity : 10 % ~ 80 %, non-condensing
Storage	Temperature : -4°F ~ 113°F (-20°C ~ 45°C)
	Humidity : 5 % ~ 95 %, non-condensing

#### **Plug and Play Capability**

This monitor can be installed on any Plug & Play compatible system. The interaction of the monitor and the computer systems will provide the best operating conditions and monitor settings. In most cases, the monitor installation will proceed automatically, unless the user wishes to select alternate settings.

#### **Dot Acceptable**

TFT-LCD panels manufactured by using advanced semiconductor technology with precision of 1ppm (one millionth) above are used for this product. But the pixels of RED, GREEN, BLUE and WHITE color appear to be bright sometimes or some black pixels may be seen. This is not from bad quality and you can use it without any problems.



#### **Note**

Design and specifications are subject to change without prior notice.



#### **Class B Equipment (Information Communication equipment for residential use)**

This product complies with the Electromagnetic Compatibility Directives for residential use and can be used in all areas including common residential areas. (Class B equipment emits less electromagnetic waves than Class A equipment.)

# Specifications

---

## PowerSaver

This monitor has a built-in power management system called PowerSaver. This system saves energy by switching your monitor to low-power mode when it has not been used for a certain amount of time. The monitor automatically returns to normal operation when you press a key on the keyboard. For energy conservation, turn your monitor OFF when it is not needed, or when leaving it unattended for long periods. The PowerSaver system operates with a VESA DPM compliant video card installed in your computer. Use the software utility installed on your computer to set up this feature.

State	Normal Operation	Power saving mode	Power off (Power button) EPA/ENERGY 2000
Power Indicator	On	blinking	Off
Power Consumption	50 watts	Less than 1 watts	Less than 1 watts



This monitor is EPA ENERGY STAR<sup>®</sup> compliant and ENERGY 2000 compliant when used with a computer equipped with VESA DPM functionality.

As an ENERGY STAR<sup>®</sup> Partner, SAMSUNG has determined that this product meets the ENERGY STAR<sup>®</sup> guidelines for energy efficiency.

# Specifications

## Preset Timing Modes

If the signal transferred from the computer is the same as the following Preset Timing Modes, the screen will be adjusted automatically. However, if the signal differs, the screen may go blank while the power LED is on. Refer to the video card manual and adjusts the screen as follows.

Display Mode	Horizontal Frequency (kHz)	Vertical Frequency (Hz)	Pixel Clock (MHz)	Sync Polarity (H/V)
VESA. 640 x 480	31,469	59,940	25,175	-/-
VESA. 800 x 600	35,156	56,250	36,000	+/+
VESA. 800 x 600	37,879	60,317	40,000	+/+
VESA. 1024 x 768	48,363	60,004	65,000	-/-
VESA. 1280 x 800	49,702	59,810	83,500	-/+
VESA. 1280 X 960	60,000	60,000	108,000	+/+
VESA. 1280 X 1024	63,981	60,020	108,000	+/+
VESA. 1440 x 900	55,935	59,887	106,500	-/+
VESA. 1600 X 1200	75,000	60,000	162,000	+/+
VESA. 1680 x 1050	65,290	59,954	146,250	-/+
VESA. 1920 X 1200	74,556	59,885	193,250	-/+

### Horizontal Frequency

The time to scan one line connecting the right edge to the left edge of the screen horizontally is called the Horizontal Cycle and the inverse number of the Horizontal Cycle is called the Horizontal Frequency. Unit: kHz



### Vertical Frequency

Like a fluorescent lamp, the screen has to repeat the same image many times per second to display an image to the user. The frequency of this repetition is called the Vertical Frequency or Refresh Rate. Unit: Hz

# Specifications

---

## General

### General

Model Name                      SyncMaster 2443NWX

### LCD Panel

Size                                      24 inch (61cm)  
Display area                      518.4 mm (H) x 324.0 mm (V)  
Pixel Pitch                      0.270 mm (H) x 0.270 mm (V)

### Synchronization

Horizontal                      30 ~ 81 kHz  
Vertical                              50 ~ 63 Hz

### Display Color

16.7M

### Resolution

Optimum resolution              1920 x 1200@60Hz  
Maximum resolution              1920 x 1200@60Hz

### Input Signal, Terminated

RGB Analog,

0.7 Vp-p ± 5 %

Separate H/V sync, Composite, SOG

TTL level (V high ≥ 2.0 V, V low ≤ 0.8 V)

### Maximum Pixel Clock

164MHz

### Power Supply

AC 100 - 240 V~ (+/- 10 %), 50/60 Hz ± 3 Hz

### Signal Cable

15pin-to-15pin D-sub cable, Detachable

### Dimensions (W x H x D) / Weight (Simple Stand)

556.2 x 360.8 x 72.9 mm ( 21.9 x 14.2 x 2.9 inch ) (Without Stand)

556.2 x 447.4 x 227.5 mm ( 21.9 x 17.6 x 9.0 inch ) (With Stand) / 5.6 kg ( 12.3 lbs )

### Dimensions (W x H x D) / Weight (HAS Stand)

556.2 x 360.8 x 67.0 mm ( 21.9 x 14.2 x 2.6 inch ) (Without Stand)

556.2 x 432.2 x 250.0 mm ( 21.9 x 17.0 x 9.8 inch ) (With Stand) / 7.7 kg ( 17.0 lbs )

### VESA Mounting Interface

100 mm X 100 mm

### Environmental considerations

Operating	Temperature : 50°F ~ 104°F (10°C ~ 40°C)
	Humidity : 10 % ~ 80 %, non-condensing
Storage	Temperature : -4°F ~ 113°F (-20°C ~ 45°C)
	Humidity : 5 % ~ 95 %, non-condensing

#### **Plug and Play Capability**

This monitor can be installed on any Plug & Play compatible system. The interaction of the monitor and the computer systems will provide the best operating conditions and monitor settings. In most cases, the monitor installation will proceed automatically, unless the user wishes to select alternate settings.

#### **Dot Acceptable**

TFT-LCD panels manufactured by using advanced semiconductor technology with precision of 1ppm (one millionth) above are used for this product. But the pixels of RED, GREEN, BLUE and WHITE color appear to be bright sometimes or some black pixels may be seen. This is not from bad quality and you can use it without any problems.



#### **Note**

Design and specifications are subject to change without prior notice.



#### **Class B Equipment (Information Communication equipment for residential use)**

This product complies with the Electromagnetic Compatibility Directives for residential use and can be used in all areas including common residential areas. (Class B equipment emits less electromagnetic waves than Class A equipment.)

# Specifications

---

## PowerSaver

This monitor has a built-in power management system called PowerSaver. This system saves energy by switching your monitor to low-power mode when it has not been used for a certain amount of time. The monitor automatically returns to normal operation when you press a key on the keyboard. For energy conservation, turn your monitor OFF when it is not needed, or when leaving it unattended for long periods. The PowerSaver system operates with a VESA DPM compliant video card installed in your computer. Use the software utility installed on your computer to set up this feature.

State	Normal Operation	Power saving mode	Power off (Power button) EPA/ENERGY 2000
Power Indicator	On	blinking	Off
Power Consumption	50 watts	Less than 1 watts	Less than 1 watts



This monitor is EPA ENERGY STAR<sup>®</sup> compliant and ENERGY 2000 compliant when used with a computer equipped with VESA DPM functionality.

As an ENERGY STAR<sup>®</sup> Partner, SAMSUNG has determined that this product meets the ENERGY STAR<sup>®</sup> guidelines for energy efficiency.

# Specifications

## Preset Timing Modes

If the signal transferred from the computer is the same as the following Preset Timing Modes, the screen will be adjusted automatically. However, if the signal differs, the screen may go blank while the power LED is on. Refer to the video card manual and adjusts the screen as follows.

Display Mode	Horizontal Frequency (kHz)	Vertical Frequency (Hz)	Pixel Clock (MHz)	Sync Polarity (H/V)
VESA. 640 x 480	31,469	59,940	25,175	-/-
VESA. 800 x 600	35,156	56,250	36,000	+/+
VESA. 800 x 600	37,879	60,317	40,000	+/+
VESA. 1024 x 768	48,363	60,004	65,000	-/-
VESA. 1280 x 800	49,702	59,810	83,500	-/+
VESA. 1280 X 960	60,000	60,000	108,000	+/+
VESA. 1280 X 1024	63,981	60,020	108,000	+/+
VESA. 1440 x 900	55,935	59,887	106,500	-/+
VESA. 1600 X 1200	75,000	60,000	162,000	+/+
VESA. 1680 x 1050	65,290	59,954	146,250	-/+
VESA. 1920 X 1200	74,556	59,885	193,250	-/+

### Horizontal Frequency

The time to scan one line connecting the right edge to the left edge of the screen horizontally is called the Horizontal Cycle and the inverse number of the Horizontal Cycle is called the Horizontal Frequency. Unit: kHz



### Vertical Frequency

Like a fluorescent lamp, the screen has to repeat the same image many times per second to display an image to the user. The frequency of this repetition is called the Vertical Frequency or Refresh Rate. Unit: Hz



# Specifications

---

## General

### General

Model Name SyncMaster 2443NWXPLUS

### LCD Panel

Size 24 inch (61cm)

Display area 518.4 mm (H) x 324.0 mm (V)

Pixel Pitch 0.270 mm (H) x 0.270 mm (V)

### Synchronization

Horizontal 30 ~ 81 kHz

Vertical 50 ~ 63 Hz

### Display Color

16.7M

### Resolution

Optimum resolution 1920 x 1200@60Hz

Maximum resolution 1920 x 1200@60Hz

### Input Signal, Terminated

RGB Analog,

0.7 Vp-p  $\pm$  5 %

Separate H/V sync, Composite, SOG

TTL level (V high  $\geq$  2.0 V, V low  $\leq$  0.8 V)

### Maximum Pixel Clock

164MHz

### Power Supply

AC 100 - 240 V $\sim$  (+/- 10 %), 50/60 Hz  $\pm$  3 Hz

### Signal Cable

15pin-to-15pin D-sub cable, Detachable

### Dimensions (W x H x D) / Weight (Simple Stand)

556.2 x 360.8 x 72.9 mm ( 21.9 x 14.2 x 2.9 inch ) (Without Stand)

556.2 x 447.4 x 227.5 mm ( 21.9 x 17.6 x 9.0 inch ) (With Stand) / 5.6 kg ( 12.3 lbs )

### Dimensions (W x H x D) / Weight (HAS Stand)

556.2 x 360.8 x 67.0 mm ( 21.9 x 14.2 x 2.6 inch ) (Without Stand)

556.2 x 432.2 x 250.0 mm ( 21.9 x 17.0 x 9.8 inch ) (With Stand) / 7.7 kg ( 17.0 lbs )

### VESA Mounting Interface

100 mm x 100 mm

### Environmental considerations

Operating	Temperature : 50°F ~ 104°F (10°C ~ 40°C)
	Humidity : 10 % ~ 80 %, non-condensing
Storage	Temperature : -4°F ~ 113°F (-20°C ~ 45°C)
	Humidity : 5 % ~ 95 %, non-condensing

#### **Plug and Play Capability**

This monitor can be installed on any Plug & Play compatible system. The interaction of the monitor and the computer systems will provide the best operating conditions and monitor settings. In most cases, the monitor installation will proceed automatically, unless the user wishes to select alternate settings.

#### **Dot Acceptable**

TFT-LCD panels manufactured by using advanced semiconductor technology with precision of 1ppm (one millionth) above are used for this product. But the pixels of RED, GREEN, BLUE and WHITE color appear to be bright sometimes or some black pixels may be seen. This is not from bad quality and you can use it without any problems.



#### **Note**

Design and specifications are subject to change without prior notice.



#### **Class B Equipment (Information Communication equipment for residential use)**

This product complies with the Electromagnetic Compatibility Directives for residential use and can be used in all areas including common residential areas. (Class B equipment emits less electromagnetic waves than Class A equipment.)

# Specifications

---

## PowerSaver

This monitor has a built-in power management system called PowerSaver. This system saves energy by switching your monitor to low-power mode when it has not been used for a certain amount of time. The monitor automatically returns to normal operation when you press a key on the keyboard. For energy conservation, turn your monitor OFF when it is not needed, or when leaving it unattended for long periods. The PowerSaver system operates with a VESA DPM compliant video card installed in your computer. Use the software utility installed on your computer to set up this feature.

State	Normal Operation	Power saving mode	Power off (Power button) EPA/ENERGY 2000
Power Indicator	On	blinking	Off
Power Consumption	50 watts	Less than 1 watts	Less than 1 watts



This monitor is EPA ENERGY STAR<sup>®</sup> compliant and ENERGY 2000 compliant when used with a computer equipped with VESA DPM functionality.

As an ENERGY STAR<sup>®</sup> Partner, SAMSUNG has determined that this product meets the ENERGY STAR<sup>®</sup> guidelines for energy efficiency.

# Specifications

## Preset Timing Modes

If the signal transferred from the computer is the same as the following Preset Timing Modes, the screen will be adjusted automatically. However, if the signal differs, the screen may go blank while the power LED is on. Refer to the video card manual and adjusts the screen as follows.

Display Mode	Horizontal Frequency (kHz)	Vertical Frequency (Hz)	Pixel Clock (MHz)	Sync Polarity (H/V)
VESA. 640 x 480	31,469	59,940	25,175	-/-
VESA. 800 x 600	35,156	56,250	36,000	+/+
VESA. 800 x 600	37,879	60,317	40,000	+/+
VESA. 1024 x 768	48,363	60,004	65,000	-/-
VESA. 1280 x 800	49,702	59,810	83,500	-/+
VESA. 1280 X 960	60,000	60,000	108,000	+/+
VESA. 1280 X 1024	63,981	60,020	108,000	+/+
VESA. 1440 x 900	55,935	59,887	106,500	-/+
VESA. 1600 X 1200	75,000	60,000	162,000	+/+
VESA. 1680 x 1050	65,290	59,954	146,250	-/+
VESA. 1920 X 1200	74,556	59,885	193,250	-/+

### Horizontal Frequency

The time to scan one line connecting the right edge to the left edge of the screen horizontally is called the Horizontal Cycle and the inverse number of the Horizontal Cycle is called the Horizontal Frequency. Unit: kHz



### Vertical Frequency

Like a fluorescent lamp, the screen has to repeat the same image many times per second to display an image to the user. The frequency of this repetition is called the Vertical Frequency or Refresh Rate. Unit: Hz

---

# Information

## For Better Display

➤ Adjust the computer resolution and screen injection rate (refresh rate) on the computer as described below to enjoy the best picture quality. You can have an uneven picture quality on screen if the best picture quality is not provided for TFT-LCD.

- Resolution: \*\*\*\* x \*\*\*\*
- Vertical frequency (refresh rate): 60 Hz

➤ TFT-LCD panels manufactured by using advanced semiconductor technology with a precision of 1ppm (one millionth) and above is used for this product. But the pixels of RED, GREEN, BLUE and WHITE color seem to be bright sometimes or some of black pixels could be seen. This is not from bad quality and you can use it without any problems.

➤ When cleaning the monitor and the panel outside, please apply the recommended small amount of cleaner by using a soft cloth to polish. Do not force the LCD area but rub softly.

If excessive force is applied, you may stain it.

➤ If you are not satisfied with the picture quality, you can get better quality of picture by performing the "**Auto Adjustment**" function in display screen that is appeared as window termination button is pressed.

If there's still noise after the automatic adjustment, use the **Fine/Coarse** adjustment function.

➤ When viewing a fixed screen for an extended period of time, a residual image or blurriness may appear.

Change the mode to energy save or set a screensaver to move the picture when you need to be away from the monitor for an extended period of time.

## PRODUCT INFORMATION (Image Retention Free)

LCD Monitors and TVs may have image retention when switching from one image to another especially after displaying a stationary image for a long time.

This guide is to demonstrate correct usage of LCD products in order to protect them from Image retention.

### ➤ *Warranty*

Warranty does not cover any damage caused by image retention.

Burn-in is not covered by the warranty.

### ➤ *What is Image retention ?*

During normal operation of a LCD panel, pixel image retention doesn't occur. However, if the same image is displayed for a long time, a slight difference in electric charge accumulates between the two electrodes which encase the liquid crystal. This may cause the liquid crystal to build up in a certain areas of the display. Thus, the previous image is retained

when switching to a new video image. All display products, including LCD, are subject to image retention. This is not a product defect.

Please follow the suggestions below to protect your LCD from image retention.

+ *Power Off, Screen Saver, or Power Save Mode*

Ex)

- Turn the power off when using a stationary pattern.
  - Turn the power off for 4 hours after 20 hours in use
  - Turn the power off for 2 hours after 12 hours in use
- Use a Screen saver if possible
  - Screen saver in one color or a moving image is recommended.
- Set the Monitor to power off with the PC Display Properties Power Scheme.

+ *Suggestions for specific applications*

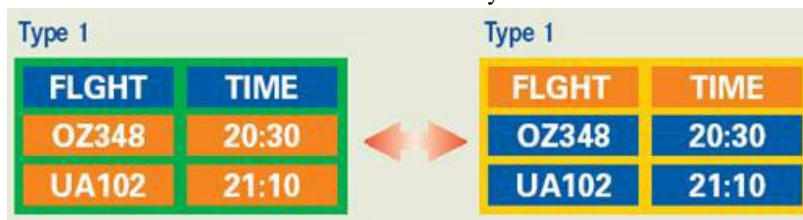
Ex) Airports, Transit Stations, Stock Markets, Banks, and Controlling Systems We recommend that you follow set up of your display system program as below:

+ *Display Information together with Logo or Moving image cycle.*

Ex) Cycle : Display Information for 1 hour followed by a Display Logo or moving image for 1 minute.

+ *Change the Color Information periodically (Use 2 different colors).*

Ex) Rotate the Color Information with 2 colors every 30 minutes.



Avoid using a combination of characters and background color with large difference in luminance.

Avoid using Grey colors, which can cause Image retention easily.

- Avoid: Colors with big difference in luminance (Black & White, Grey)

Ex)



- Recommended settings: Bright colors with little difference in luminance
  - Change the characters color and background color every 30 minutes

Ex)



- Every 30 minutes, change the characters with movement.

Ex)

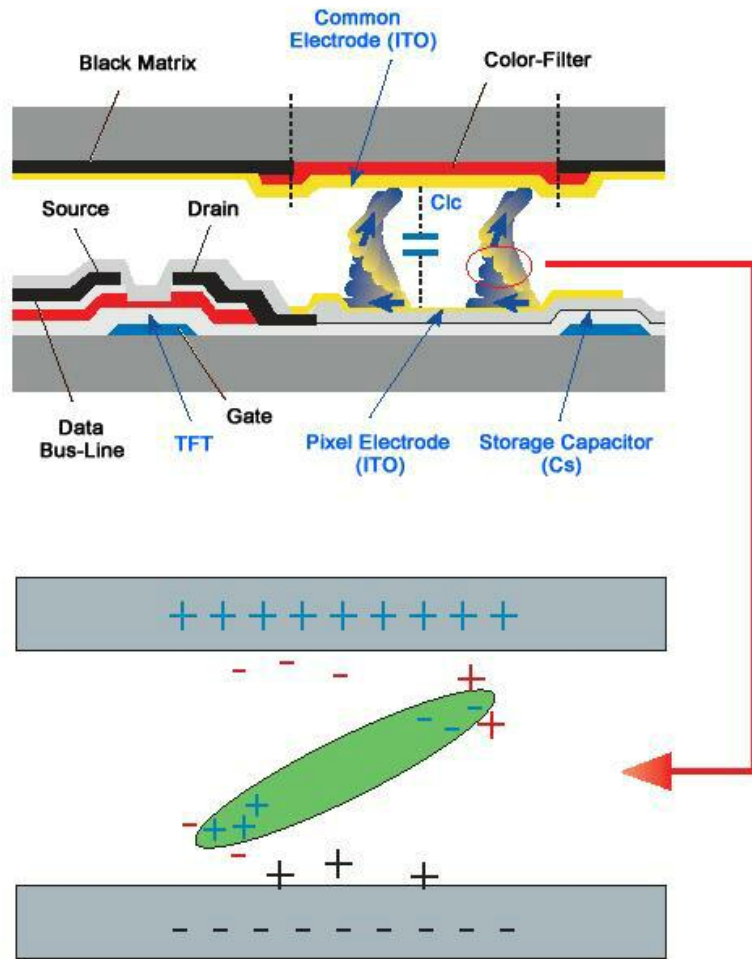


⊕ *The best way to protect your monitor from Image retention is to set your PC or System to operate a Screen Saver program when you are not using it.*

Image retention may not occur when a LCD panel is operated under normal conditions.

Normal conditions are defined as continuously changing video patterns. When the LCD panel is operated for a long time with a fixed pattern (-over 12 hours-), there may be slight difference in voltage between electrodes that work the liquid crystal (LC) in a pixel. The voltage difference between electrodes increases with time, forcing the liquid crystal to lean. When this occurs, the previous image may be seen when the pattern is changed.

To prevent this, the accumulated voltage difference must be decreased.



⊕ *Our LCD Monitor satisfies ISO13406-2 Pixel fault Class II*



---

# Appendix

## Contact SAMSUNG WORLDWIDE



If you have any questions or comments relating to Samsung products, please contact the SAMSUNG customer care center.

### North America

U.S.A	1-800-SAMSUNG(726-7864)	<a href="http://www.samsung.com/us">http://www.samsung.com/us</a>
CANADA	1-800-SAMSUNG(726-7864)	<a href="http://www.samsung.com/ca">http://www.samsung.com/ca</a>
MEXICO	01-800-SAMSUNG(726-7864)	<a href="http://www.samsung.com/mx">http://www.samsung.com/mx</a>

### Latin America

ARGENTINE	0800-333-3733	<a href="http://www.samsung.com/ar">http://www.samsung.com/ar</a>
BRAZIL	0800-124-421	<a href="http://www.samsung.com/br">http://www.samsung.com/br</a>
	4004-0000	
CHILE	800-SAMSUNG(726-7864)	<a href="http://www.samsung.com/cl">http://www.samsung.com/cl</a>
COLOMBIA	01-8000112112	<a href="http://www.samsung.com/co">http://www.samsung.com/co</a>
COSTA RICA	0-800-507-7267	<a href="http://www.samsung.com/latin">http://www.samsung.com/latin</a>
ECUADOR	1-800-10-7267	<a href="http://www.samsung.com/latin">http://www.samsung.com/latin</a>
EL SALVADOR	800-6225	<a href="http://www.samsung.com/latin">http://www.samsung.com/latin</a>
GUATEMALA	1-800-299-0013	<a href="http://www.samsung.com/latin">http://www.samsung.com/latin</a>
HONDURAS	800-7919267	<a href="http://www.samsung.com/latin">http://www.samsung.com/latin</a>
JAMAICA	1-800-234-7267	<a href="http://www.samsung.com/latin">http://www.samsung.com/latin</a>
NICARAGUA	00-1800-5077267	<a href="http://www.samsung.com/latin">http://www.samsung.com/latin</a>
PANAMA	800-7267	<a href="http://www.samsung.com/latin">http://www.samsung.com/latin</a>
PUERTO RICO	1-800-682-3180	<a href="http://www.samsung.com/latin">http://www.samsung.com/latin</a>
REP. DOMINICA	1-800-751-2676	<a href="http://www.samsung.com/latin">http://www.samsung.com/latin</a>
TRINIDAD & TOBAGO	1-800-SAMSUNG(726-7864)	<a href="http://www.samsung.com/latin">http://www.samsung.com/latin</a>
VENEZUELA	0-800-100-5303	<a href="http://www.samsung.com/latin">http://www.samsung.com/latin</a>

### Europe

AUSTRIA	0810 - SAMSUNG(7267864, € 0.07/min)	<a href="http://www.samsung.com/at">http://www.samsung.com/at</a>
BELGIUM	02 201 2418	<a href="http://www.samsung.com/be">http://www.samsung.com/be</a> (Dutch)  <a href="http://www.samsung.com/be_fr">http://www.samsung.com/be_fr</a> (French)
CZECH REPUBLIC	800 - SAMSUNG (800-726786)	<a href="http://www.samsung.com/cz">http://www.samsung.com/cz</a>
	Distributor pro Českou republiku: Samsung Zrt., česká organizační složka, Oasis Florenc, Sokolovská394/17, 180 00, Praha 8	
DENMARK	8 - SAMSUNG (7267864)	<a href="http://www.samsung.com/dk">http://www.samsung.com/dk</a>
EIRE	0818 717 100	<a href="http://www.samsung.com/ie">http://www.samsung.com/ie</a>

**Europe**

FINLAND	30 - 6227 515	<a href="http://www.samsung.com/fi">http://www.samsung.com/fi</a>
FRANCE	01 4863 0000	<a href="http://www.samsung.com/fr">http://www.samsung.com/fr</a>
GERMANY	01805 - SAMSUNG (7267864, € 0.14/Min)	<a href="http://www.samsung.de">http://www.samsung.de</a>
HUNGARY	06-80-SAMSUNG(726-7864)	<a href="http://www.samsung.com/hu">http://www.samsung.com/hu</a>
ITALIA	800-SAMSUNG(726-7864)	<a href="http://www.samsung.com/it">http://www.samsung.com/it</a>
LUXEMBURG	02 261 03 710	<a href="http://www.samsung.com/lu">http://www.samsung.com/lu</a>
NETHERLANDS	0900 - SAMSUNG (0900-7267864) (€0.10/Min)	<a href="http://www.samsung.com/nl">http://www.samsung.com/nl</a>
NORWAY	3 - SAMSUNG (7267864)	<a href="http://www.samsung.com/no">http://www.samsung.com/no</a>
POLAND	0 801 1SAMSUNG (172678)	<a href="http://www.samsung.com/pl">http://www.samsung.com/pl</a>
	022 - 607 - 93 - 33	
PORTUGAL	808 20 - SAMSUNG (7267864)	<a href="http://www.samsung.com/pt">http://www.samsung.com/pt</a>
SLOVAKIA	0800-SAMSUNG(726-7864)	<a href="http://www.samsung.com/sk">http://www.samsung.com/sk</a>
SPAIN	902 - 1 - SAMSUNG (902 172 678)	<a href="http://www.samsung.com/es">http://www.samsung.com/es</a>
SWEDEN	075 - SAMSUNG (726 78 64)	<a href="http://www.samsung.com/se">http://www.samsung.com/se</a>
SWITZERLAND	0848-SAMSUNG(7267864, CHF 0.08/min)	<a href="http://www.samsung.com/ch">http://www.samsung.com/ch</a>
U.K	0845 SAMSUNG (7267864)	<a href="http://www.samsung.com/uk">http://www.samsung.com/uk</a>

**CIS**

ESTONIA	800-7267	<a href="http://www.samsung.com/ee">http://www.samsung.com/ee</a>
LATVIA	8000-7267	<a href="http://www.samsung.com/lv">http://www.samsung.com/lv</a>
LITHUANIA	8-800-77777	<a href="http://www.samsung.com/lt">http://www.samsung.com/lt</a>
KAZAKHSTAN	8-10-800-500-55-500	<a href="http://www.samsung.com/kz_ru">http://www.samsung.com/kz_ru</a>
KYRGYZSTAN	00-800-500-55-500	
RUSSIA	8-800-555-55-55	<a href="http://www.samsung.ru">http://www.samsung.ru</a>
TADJIKISTAN	8-10-800-500-55-500	
UKRAINE	8-800-502-0000	<a href="http://www.samsung.ua">http://www.samsung.ua</a>
UZBEKISTAN	8-10-800-500-55-500	<a href="http://www.samsung.com/kz_ru">http://www.samsung.com/kz_ru</a>

**Asia Pacific**

AUSTRALIA	1300 362 603	<a href="http://www.samsung.com/au">http://www.samsung.com/au</a>
CHINA	800-810-5858	<a href="http://www.samsung.com/cn">http://www.samsung.com/cn</a>
	400-810-5858	
	010-6475 1880	
	HONG KONG:3698 - 4698	<a href="http://www.samsung.com/hk">http://www.samsung.com/hk</a>
INDIA	3030 8282	<a href="http://www.samsung.com/in">http://www.samsung.com/in</a>
	1800 110011	
	1-800-3000-8282	
INDONESIA	0800-112-8888	<a href="http://www.samsung.com/id">http://www.samsung.com/id</a>

**Asia Pacific**

JAPAN	0120-327-527	<a href="http://www.samsung.com/jp">http://www.samsung.com/jp</a>
MALAYSIA	1800-88-9999	<a href="http://www.samsung.com/my">http://www.samsung.com/my</a>
NEW ZEALAND	0800 SAMSUNG (0800 726 786)	<a href="http://www.samsung.com/nz">http://www.samsung.com/nz</a>
PHILIPPINES	1800-10-SAMSUNG(726-7864)	<a href="http://www.samsung.com/ph">http://www.samsung.com/ph</a>
	1800-3-SAMSUNG(726-7864)	
	02-5805777	
SINGAPORE	1800-SAMSUNG(726-7864)	<a href="http://www.samsung.com/sg">http://www.samsung.com/sg</a>
THAILAND	1800-29-3232	<a href="http://www.samsung.com/th">http://www.samsung.com/th</a>
	02-689-3232	
TAIWAN	0800-329-999	<a href="http://www.samsung.com/tw">http://www.samsung.com/tw</a>
VIETNAM	1 800 588 889	<a href="http://www.samsung.com/vn">http://www.samsung.com/vn</a>

**Middle East & Africa**

SOUTH AFRICA	0860-SAMSUNG(726-7864)	<a href="http://www.samsung.com/za">http://www.samsung.com/za</a>
TURKEY	444 77 11	<a href="http://www.samsung.com/tr">http://www.samsung.com/tr</a>
U.A.E	800-SAMSUNG(726-7864)	<a href="http://www.samsung.com/ae">http://www.samsung.com/ae</a>
	8000-4726	

**Terms**

Dot Pitch	The image on a monitor is composed of red, green and blue dots. The closer the dots, the higher the resolution. The distance between two dots of the same color is called the 'Dot Pitch'. Unit: mm
Vertical Frequency	The screen must be redrawn several times per second in order to create and display an image for the user. The frequency of this repetition per second is called the Vertical Frequency or Refresh Rate. Unit: Hz  Example: If the same light repeats itself 60 times per second, this is regarded as 60 Hz.
Horizontal Frequency	The time to scan one line connecting the right edge to the left edge of the screen horizontally is called the Horizontal Cycle. The inverse number of the Horizontal Cycle is called Horizontal Frequency. Unit: kHz
Interlace and Non-Interlace Methods	Showing the horizontal lines of the screen from the top to the bottom sequentially is called the Non-Interlace method while showing odd lines and then even lines in turn is called the Interlace method. The Non-Interlace method is used for the majority of monitors to ensure a clear image. The Interlace method is the same as that used in TVs.
Plug & Play	This is a function that provides the best quality screen for the user by allowing the computer and the monitor to exchange information automatically. This monitor follows the international standard VESA DDC for the Plug & Play function.

Resolution

The number of horizontal and vertical dots used to compose the screen image is called the 'resolution'. This number shows the accuracy of the display. A high resolution is good for performing multiple tasks as more image information can be shown on the screen.

Example: If the resolution is \*\*\*\* x \*\*\*\*, this means the screen is composed of \*\*\*\* horizontal dots (horizontal resolution) and \*\*\*\* vertical lines (vertical resolution).

## Correct Disposal

### Correct Disposal of This Product (Waste Electrical & Electronic Equipment) - Europe only



(Applicable in the European Union and other European countries with separate collection systems)

This marking on the product, accessories or literature indicates that the product and its electronic accessories (e.g. charger, headset, USB cable) should not be disposed of with other household waste at the end of their working life. To prevent possible harm to the environment or human health from uncontrolled waste disposal, please separate these items from other types of waste and recycle them responsibly to promote the sustainable reuse of material resources.

Household users should contact either the retailer where they purchased this product, or their local government office, for details of where and how they can take these items for environmentally safe recycling.

Business users should contact their supplier and check the terms and conditions of the purchase contract. This product and its electronic accessories should not be mixed with other commercial wastes for disposal.

## Authority

*Information in this document is subject to change without notice.*

© 2009 Samsung Electronics Co., Ltd. All rights reserved.

Reproduction in any manner whatsoever without the written permission of Samsung Electronics Co., Ltd. is strictly forbidden.

Samsung Electronics Co., Ltd. shall not be liable for errors contained herein or for incidental or consequential damages in connection with the furnishing, performance, or use of this material.

Samsung is the registered trademark of Samsung Electronics Co., Ltd.; Microsoft, Windows and Windows NT are registered trademarks of Microsoft Corporation; VESA, DPM and DDC are registered trademarks of Video Electronics Standard Association; the ENERGY STAR® name and logo are registered trademarks of the U.S. Environmental Protection Agency (EPA). As an ENERGY STAR® Partner, Samsung Electronics Co., Ltd. has determined that this product meets the ENERGY STAR® guidelines for energy efficiency. All other product names mentioned herein may be the trademarks or registered trademarks of their respective owners.

## Free Manuals Download Website

<http://myh66.com>

<http://usermanuals.us>

<http://www.somanuals.com>

<http://www.4manuals.cc>

<http://www.manual-lib.com>

<http://www.404manual.com>

<http://www.luxmanual.com>

<http://aubethermostatmanual.com>

Golf course search by state

<http://golfingnear.com>

Email search by domain

<http://emailbydomain.com>

Auto manuals search

<http://auto.somanuals.com>

TV manuals search

<http://tv.somanuals.com>