

e865 S  
e865

Bedienungsanleitung  
Instructions for use  
Notice d'emploi  
Istruzioni per l'uso  
Instrucciones para el uso



**evolution**

Bedienungsanleitung.....	3
Instructions for use .....	11
Notice d'emploi .....	19
Istruzioni per l'uso.....	27
Instrucciones para el uso.....	35
Gebruiksaanwijzing.....	43

## ☉865 / ☉865 S

The ☉865 is a fully professional vocal microphone utilising the very best in condenser microphone technology to achieve new standards of quality and sound. An extended dynamic range and a super-smooth frequency response deliver an outstanding signal quality with excellent vocal projection and the lowest possible distortion. The extended high-frequency response combined with the super-cardioid pick-up pattern enables the ☉865 to handle the highest vocal levels without feedback.

The rugged metal construction protects the microphone in the most rigorous conditions.

Due to its phantom powering capability, the ☉865 is especially suitable for use with professional systems.

The ☉865 S variant features a silent ON/OFF switch.

## Features

- Rugged metal body
- Extended dynamic response with pronounced presence and vocal “punch”
- Excellent feedback rejection
- Very good suppression of handling noise
- Very high sound pressure handling capability

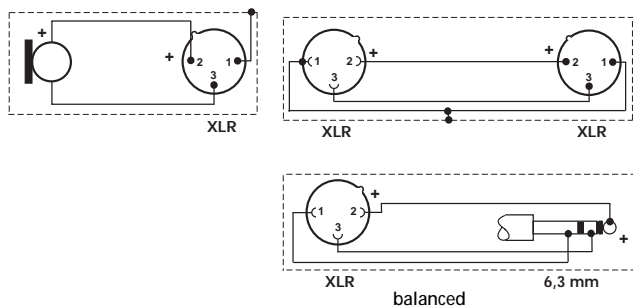
## Delivery includes

- 865 microphone
- MZQ 800 microphone clamp
- Pouch
- Instructions for use
- Warranty Certificate

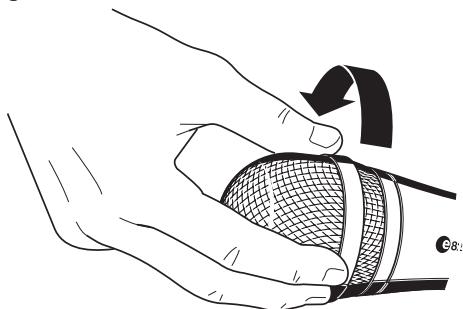
## ON/OFF switch (856 S only)

Use the screw to lock the switch in the ON position. With the switch set in the ON position, gently turn the screw head 90° to lock the switch in position.


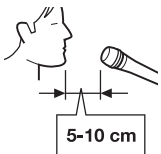
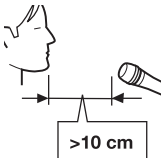
## Pin assignment of XLR-3 connector



## Removing the sound inlet basket



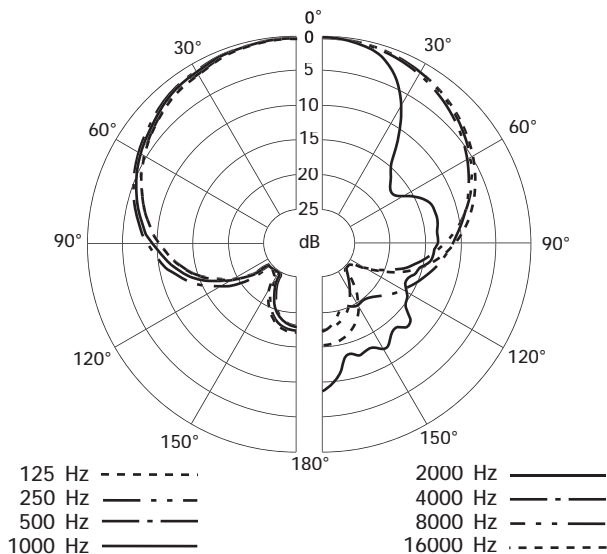
## ositioning the microphone

Position	Resulting sound	Commentary
	High proximity effect (much bass/ fundamental)  Powerful, direct sound	Very little crosstalk from other sound sources
	Less proximity effect (less bass/ fundamental)  Some room ambience, natural, balanced sound	More crosstalk from other sound sources
	Very little proximity effect (little bass/ fundamental)  More room ambience, indirect sound	Much crosstalk from other sound sources

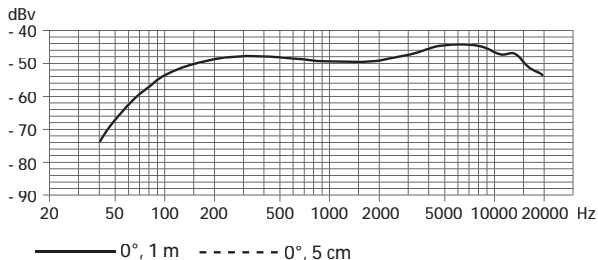
If sibilance or “popping” occurs, position the microphone not directly in front of the mouth but slightly to the side. In order to prevent feedback, position monitor loudspeakers so that they are located in the angle area of the highest cancellation of the microphone.

In order to prevent interference due to crosstalk between adjacent sound sources, try to position the microphone so that the interfering sound source is located in the angle area of the highest cancellation of the microphone (approx.  $135^\circ$ ; see polar diagram).

## Polar diagram



## Frequency response curve



## Specifications

Transducer principle	pre-polarised condenser microphone
Frequency response	40.....20.000 Hz
Pick-up pattern	super-cardioid
Sensitivity (free field, no load at 1 kHz)	3 mV/Pa
Nominal impedance	200 $\Omega$ (balanced) 100 $\Omega$ (unbalanced)
Min. terminating impedance	1 k $\Omega$
Max. sound pressure level at 1 kHz	150 dB/SPL
Phantom powering	12–52 V / 3 mA
Connector	XLR-3
Weight	311 g
Dimensions	Ø 47 x L 193 mm



## Overview of microphone applications

Application	Variant										
	e602	e604	e606	e608	e614	e815	e825	e835	e840	e845	e865
Vocals						x	x	x	x	x	x
Choirs					x						
Studio, acoustic instruments					x						
Orchestra					x						
Brass / Saxophone	x	x		x							
Acoustic guitar					x						
Acoustic bass					x						
Guitar amplifiers			x								
Bass amplifiers	x										
Leslie	x	x	x								
Piano, grand piano					x						
Kick drums	x										
Snare drums		x	x	x							
Rack toms		x	x	x							
Floor toms	x	x	x								
Congas		x	x	x							
Cymbals					x						
Percussion		x	x	x	x						
Overheads					x						





### Konformitätserklärung

Sennheiser electronic GmbH & Co. KG erklären, dass dieses Gerät die anwendbaren CE-Normen und Vorschriften erfüllt.

### Approval

Sennheiser electronic GmbH & Co. KG declare that this device is in compliance with the applicable CE standards and regulations.

### Certification

Sennheiser electronic GmbH & Co. KG déclarons que cet appareil est en conformité avec les normes CE.

### Certificazione


Sennheiser electronic GmbH & Co. KG dichiara che questo apparecchio risponde alle normative e alle prescrizioni CE applicabili.

### Autorizacion

Sennheiser electronic GmbH & Co. KG declara que este aparato cumple las normas y directrices de la CE aplicables.

### Vergunning

Sennheiser electronic GmbH & Co. KG verklaren, dat dit toestel voldoet aan de toepasselijke CE-normen en voorschriften.



Sennheiser electronic GmbH & Co. KG  
30900 Wedemark, Germany  
Phone +49 (5130) 600 0  
Fax +49 (5130) 600 300  
[www.sennheiser.com](http://www.sennheiser.com)

Printed in Germany

Publ. 06/05

511658/A02

## Free Manuals Download Website

<http://myh66.com>

<http://usermanuals.us>

<http://www.somanuals.com>

<http://www.4manuals.cc>

<http://www.manual-lib.com>

<http://www.404manual.com>

<http://www.luxmanual.com>

<http://aubethermostatmanual.com>

Golf course search by state

<http://golfingnear.com>

Email search by domain

<http://emailbydomain.com>

Auto manuals search

<http://auto.somanuals.com>

TV manuals search

<http://tv.somanuals.com>