



# UNPLUG

Wireless Bluetooth® Sound System



## User Guide

UM100WH / UM100BK / UM100RD / UM100GY

**What's Included:**

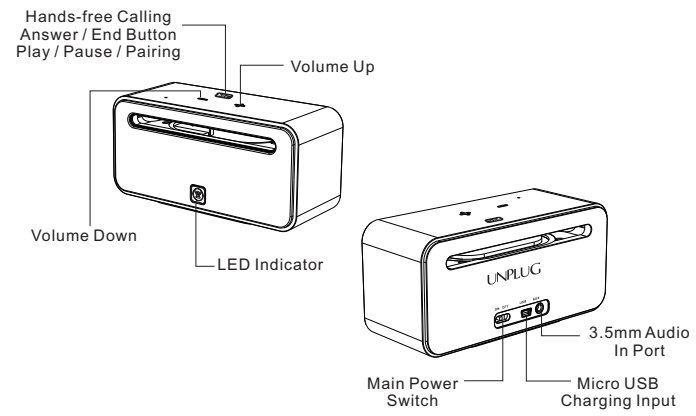
- unplug-100 Wireless Bluetooth Sound System
- Travel Pouch(Optional)
- USB Charging Cable
- USB Power Adaptor
- 3.5mm Headphone Mini Jack Cable

**General Specifications**

- Bluetooth v2.1 includes profiles: A2DP, AVRCP, HFP, HSP
- Advanced Audio Distribution Profile (A2DP) for wireless music streaming
- Audio Video Remote Control Profile (AVRCP) for wireless audio and video playback control
- Hands-free Audio (HF) and Headset Profiles(HSP)for hands-free calling capability with echo and noise cancellation technology
- Range up to 33FT (10M)

### **Features and Benefits**

- Bluetooth 2.1 with Westinghouse audio digital signal processing Technology for clean, best-in-class wireless stereo sound reproduction
- Built-in mic with advanced noise-cancellation enables clear wireless hands-free calling and conferencing
- Two 40mm full range drivers deliver superb music fidelity
- Ultra Bass Booster Passive Radiator Subwoofer
- Convenient charging with included micro USB charging cable
- Rechargeable Lithium Ion battery for up to 10 hours of playtime
- Connects to iPod® or any device with a 3.5mm headphone port using a mini jack cable
- Auto-search and auto-reconnect with compatible device



### **Compatibility**

**Wireless:** Devices with Bluetooth 2.0 or above (See General Specifications for profiles), Bluetooth equipped PCs and most Bluetooth equipped smart phones or computers.

**Wired:** Devices with a standard 3.5mm headphone output port via 3.5mm mini jack cable.

### **WARNING**

1. Do not leave the product exposed to a heat source or high temperatures.
2. Do not remove or attempt to remove the non-user-replaceable battery.  
When disposing of the product, take it to a waste electronics service.

### **LED Indicator and Tone Sound**

There is an LED light in the middle of the front Bluetooth Sound System.  
Below are what the LED's various displays indicate and Tone Sound.

**LED OFF** - Power OFF / Sleep mode (10 minutes if no music input from  
Bluetooth device) / Full charge

**BLUE** - Power ON (Bluetooth not paired / connector)

**Flashing BLUE / RED** - Pairing mode

**Quick Flashing Red with Tone Sound** - Low Battery Level

**Flashing RED** - When Charging

**Flashing BLUE** - Device Paired(OFF after 3 mins for power saving  
Touch any key to wake up the Blue light)

**BLUE alway ON** - AUX IN

**BLUE OFF after 10 mins** - Power Saving mode, Touch any key to wake up.

### **Set - UP and Pairing via Bluetooth For Music Playback and Hands - free Calling**

5

**NOTE:** unplug-100 Wireless Bluetooth Sound System can pair with most Bluetooth 2.0 devices. Pairing may vary by device.

Consult your Bluetooth device's manual for pairing instructions.


#### **Pairing with Bluetooth devices**

Pairing occurs when two Bluetooth devices communicate with each other and establish a connection. A record of information about this connection is then stored in the memory of each device. Once you pair a device with the unplug-100 speaker, you should not have to pair it again.

The unplug-100 speaker can pair with up to six Bluetooth devices.

However, it can only connect to, and play audio from one device at a time.

#### **To begin pairing with a Bluetooth device**

1. With the Bluetooth device and the unplug-100 speaker both turned on, Touch and hold the  button (Fig.1)



(Fig.1)

on the speaker for four seconds to make the speaker discoverable. The LED indicator on the unplug-100 speaker LED indicator Flashing Red and Blue. approximately once every second to show that the speaker is discoverable.

2. Set your Bluetooth device to "discover" the unplug-100 speaker , then locate the Bluetooth Device list.
  3. From the Bluetooth device list ,select the device named "unplug-100".
  4. If your device asks for a passkey, enter digits 0000 (four zeros) and press OK. Some devices Also ask you to accept the connection.
- Your Bluetooth device indicates when pairing is complete. The unplug-100 speaker indicates pairing is complete when the LED indicator turn flashing Blue with tone sound.


#### **To connect a device**

To connect a previously paired device ,touch the Bluetooth button on the unplug-100 speaker . The Bluetooth indicator on the speaker flashing Blue and Red until the device connects.



Then the blue indicator start flashing and Tone Sound, When the speaker and device have successfully connected.

#### **To pair additional devices**

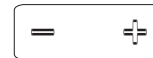
With the Bluetooth device and the unplug-100 speaker both turned on , touch the  button on the speaker for four seconds to make the speaker discoverable again . Then follow steps 2-4 on page 7.

The unplug-100 memory can hold up to six paired devices.

You can pair more than six devices, but the memory will never contain more than six. When the memory is full with six devices and an additional device is paired, the least recently used is deleted from memory and replaced the newly paired device.

#### **Clearing memory**

To clear the unplug-100 Speaker memory of all devices, touch and hold both-Vol. Up and Vol. Down (fig.2) button



(fig.2)

on the speaker (about 5 seconds) until LED indicator flashing Red and Blue to Pairing mode(start Pairing for new device ).The unplug-100 speaker clears all Bluetooth devices from its memory and then becomes discoverable.

#### **Reconnection in Event of Bluetooth Disconnection**

If by any reason your device and unplug-100 Wireless Bluetooth Sound System are disconnected, such as out connection distance or powering off, they can be re-connected by:

Select "unplug-100 " from your device for reconnection.

**NOTE :** After pairing, unplug-100 Wireless Bluetooth Sound System will also " auto-connect " with compatible devices that auto-search and re-connect with the last connecting device if disconnection should occur.

#### **Pairing with Bluetooth Equipped PC(Windows 7)**

You can pair unplug-100 Wireless Bluetooth Sound System with most

Bluetooth equipped PCs to music or for use as a speaker phone with Skype and other online video/voice chat clients.

**NOTE:** Not all PCs support all Bluetooth profiles needed for full functionality with unplug-100 Wireless Bluetooth Sound System. Your PC may need additional Bluetooth drivers or profiles installed. Please consult your owner's manual. If your PC does not support needed Bluetooth profiles, you can connect with a 3.5mm to 3.5mm minijack cable and listen to music through unplug-100 Wireless Bluetooth Sound System.

See section Connecting to a device via 3.5mm "AUX IN" input.

1. Put unplug-100 Wireless Bluetooth Sound System into pairing mode.
2. On you PC, click "Start" then click "Control Panel".
3. Under "Hardware and Sound" click "Add a device".
4. The Add a Device Wizard will pop up. You should see an icon for "unplug-100". Click on it and then click "Next".

5. Windows 7 will guide you through set-up. If Prompted, the Pass code is 0000.

6. Be sure your PC's audio output and Mic input are set to unplug-100 Music then click "Continue".

Your PC is now ready to use unplug-100 Wireless Bluetooth Sound System to play music and for hands-free online chat.

If you have a Bluetooth equipped Mac, please consult your owner's manual for pairing instructions.

**NOTE:** Some audio delay may occur when watching video playback, causing audio on video to be "out of sync" when connected via Bluetooth.


Use a 3.5mm mini jack cable for optimal performance with video playback.


See section **Connecting to device via 3.5mm "AUX" input.**


**NOTE:** Always be sure to switch unplug-100 Wireless Bluetooth Sound System to the "OFF" position when not in use to save battery charge.


### **Taking Calls on a Mobile Phone Connected to unplug-100 Wireless Bluetooth Sound System**

When you receive an incoming call, ring tone will sound from unplug-100 Wireless Bluetooth Sound System. If you are listening to music through your Mobile Phone the music will automatically pause.


**To accept a call:** You can accept a call as you usually do, using your Mobile Phone controls or touch the  on the top of unplug-100 Wireless Bluetooth Sound System. Speak normally. Your call will come through the speakers and your voice picked up through the built-in mic.

**To end a call:** Use your Mobile Phone controls or touch the  button.


**To reject a call:** Use your mobile Phone controls or touch and hold the  button.

**To use call waiting:** Use your Mobile Phone controls or touch and release the  button twice in succession to put the first call on hold and answer the incoming call. Repeat to switch back to the first call.


### **Controlling iPod or Bluetooth PC or music phone's music Playback on unplug-100 Wireless Bluetooth Sound System**

In Addition to using the playback control on your iPod or Bluetooth equipped PC or music phone as you normally would, you can control music playback from unplug-100 Wireless Bluetooth Sound System using the touch buttons. 

**NOTE :** Your device must support AVRCP (Audio Video Remote Control Profile) to control your device's from unplug-100 Wireless Bluetooth Sound System. Please check your device's owner's manual. At this time, Apple devices equipped with Bluetooth, like iPhone, iPad and Macs, do not support AVRCP.

**Play / Pause:** Touch and release the  button to play/pause.

**Volume control** : Touch the(+) to increase volume and the (-) button to decrease volume.

**NOTE** : When connected to a Mobile Phone, if you touch the , the first track in your music library will begin to play. This function is disabled during an incoming call.

#### **Connecting to a Device via 3.5mm" AUX IN" Input**

You can use unplug-100 Wireless Bluetooth Sound System for music playback with a device that has 3.5mm headphone port.


You will need a 3.5mm to 3.5mm mini jack cable.

Simply plug one end of the cable into your device, as you would to a pair of headphones. Plug the other end of the cable into the 3.5mm port marked "AUX" on the back of unplug-100 Wireless Bluetooth Sound System. Play music.

### Controlling Volume When Connected via 3.5mm "AUX" Input:

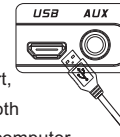
**NOTE:** Volume cannot be controlled with the volume control on unplug-100 Wireless Bluetooth Sound System when connected via the 3.5mm "AUDIO IN" input.

Use the volume control on you device as you normally would.



### Recharging Battery

Make sure the power switch is set to "ON". Plug the Micro USB end of the included USB cable into USB mini port, Marked "USB" on the back of unplug-100 Wireless Bluetooth Sound System. Plug the other end into a USB port on your computer or Power adaptor. Charge time is 4hrs from an empty battery.



**NOTE:** Always be sure to switch unplug-100 Wireless Bluetooth Sound System Speaker to the "OFF" position when not in to use to save battery charge.





### Trouble Shooting

Sound is very low or no sound	<ul style="list-style-type: none"><li>• Please check unplug-100 Wireless Bluetooth Sound System or Bluetooth device Volume Level</li><li>• If using 3.5mm port, be sure the mini jack cable is securely inserted into unplug-100 Wireless Bluetooth Sound System and your device</li></ul>
Music is playing on a device but isn't transferring to unplug-100 Wireless Bluetooth Sound System	<ul style="list-style-type: none"><li>• Make sure your Bluetooth device has A2DP (check your device's owner's manual)</li><li>• Be sure the device is paired</li><li>• If using 3.5mm port, be sure the mini jack cable is securely inserted into unplug-100 Wireless Bluetooth Sound System and you device</li></ul>

### Trouble Shooting

LED light not ON	<ul style="list-style-type: none"><li>• Make sure unplug-100 Wireless Bluetooth Sound System main switch is ON</li><li>• Make sure unplug-100 Wireless Bluetooth Sound System is charged</li><li>• Battery already full charged</li></ul>
Hands-free calling is not working with iPod or mobile phone	<ul style="list-style-type: none"><li>• Make sure your mobile device has HSP / HFP</li><li>• Be sure your mobile phone is paired</li><li>• Check volume on unplug-100 Wireless Bluetooth Sound System</li></ul>

2012 Westinghouse Digital LLC. All rights reserved.

®, WESTINGHOUSE, and INNOVATION YOU CAN BE SURE OF are trademarks of Westinghouse Electric Corporation. Used under license by Westinghouse Digital, LLC. All Rights Reserved.

Specification subject to change without notice. The Bluetooth word mark and logos are owned by Bluetooth SIG, inc. and any use of such marks by Westinghouse Digital is under license.

Android is a trademark of Google Inc. iPad, iPhone, iPod are registered trademarks of Apple, Inc.

Other trademarks and trade names are those of their respective owners.



[www.westinghousedigital.com](http://www.westinghousedigital.com)

Westinghouse Digital, LLC  
Orange, CA

SE-UM-0201-1201

## Free Manuals Download Website

<http://myh66.com>

<http://usermanuals.us>

<http://www.somanuals.com>

<http://www.4manuals.cc>

<http://www.manual-lib.com>

<http://www.404manual.com>

<http://www.luxmanual.com>

<http://aubethermostatmanual.com>

Golf course search by state

<http://golfingnear.com>

Email search by domain

<http://emailbydomain.com>

Auto manuals search

<http://auto.somanuals.com>

TV manuals search

<http://tv.somanuals.com>