

## RANGE COMPOSITION

Zanussi Professional offers a range of ice-making machines specially designed to produce ice cubes. All the models, whilst having a compact size, offer excellent performance and maximum efficiency. The range has been specifically designed for use in bars, restaurants, hotels and discos and can also be used in medical facilities.



# 65/80/90 KG

**ICE CUBERS** **ZANUSSI**  
PROFESSIONAL

## FUNCTIONAL AND CONSTRUCTION FEATURES

- ◆ All models are available in air-cooled or water-cooled versions\*.
- ◆ The ice-making method (spray layering) guarantees compact, hygienically pure ice cubes that are resistant to melting.
- ◆ R404a refrigerant.

- ◆ Reliability is guaranteed by the quality of the construction materials used (plastic flap on the front, top and sides in ABS) and the sophisticated product and process technology involved.
- ◆ The compact dimensions of the ice cubers make them highly suitable for any location, particularly those where space is at a premium.

- ◆ The metal sprayers are easy to take away, permit a simple flowing and prevent limestone formation.
- ◆ All models comply with the standards required by the main international approval bodies and are H marked.

\* Water consumption and productivity have been calculated using a water temperature of 15°C and an ambient temperature of 21°C.

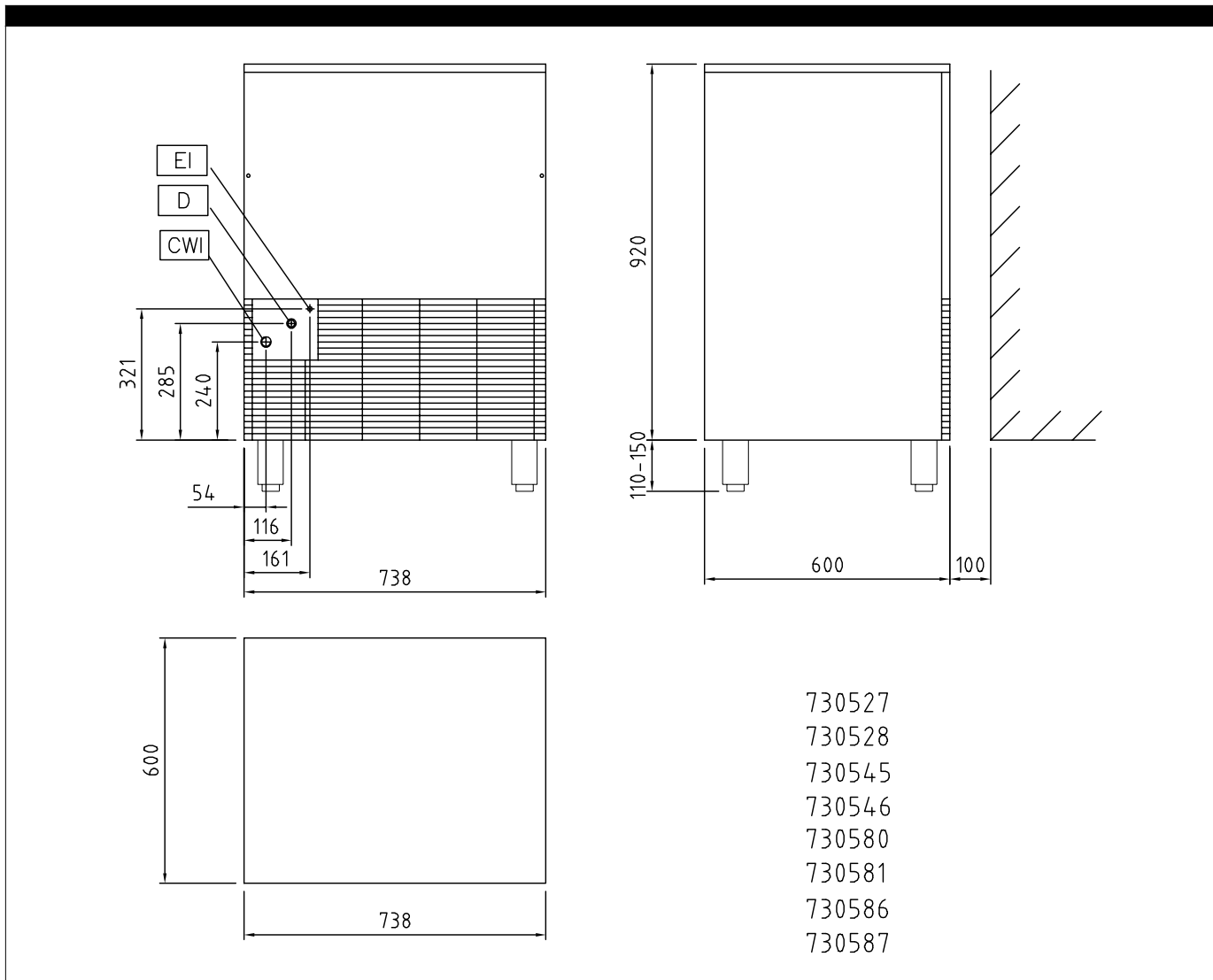
CHARACTERISTICS	MODELS							
	CIM67A 730527	CIM67W 730528	CIM85A 730545	CIM85W 730546	FGC90A 730529	FGC90W 730530	FGC65A42 730162	FGC90A42 730163
Output - kg/day	65	65	80	80	90	90	65	90
Bin capacity - Kg	40	40	40	40	55	55	40	55
Kind of cube	A - 18g	A - 18g	A - 18g	A - 18g	A - 18g	A - 18g	E - 42g	E - 42g
External dimensions - mm								
width	738	738	738	738	738	738	738	738
depth	600	600	600	600	600	600	600	600
height	920	920	920	920	1020	1020	920	1020
Refrigerant type	R404a	R404a	R404a	R404a	R404a	R404a	R404a;	R404a;
Power - kW								
installed-electric	0.65	0.65	0.8	0.8	0.85	0.85	0.65	0.85
Noise level - dBA	57.8	57.8	57.8	57.8	57.8	57.8	57.8	57.8
Net weight - kg.	77	77	86	86	89	89	77	89
Power supply - V, phases, Hz	220-240 V, 1N, 50	220-240 V, 1N, 50	220-240 V, 1N, 50	220-240 V, 1N, 50	220-240 V, 1N, 50	220-240 V, 1N, 50	220-240 V, 1N, 50	220/240 V, 1N, 50

**ICE CUBERS**

**65/80/90 KG**



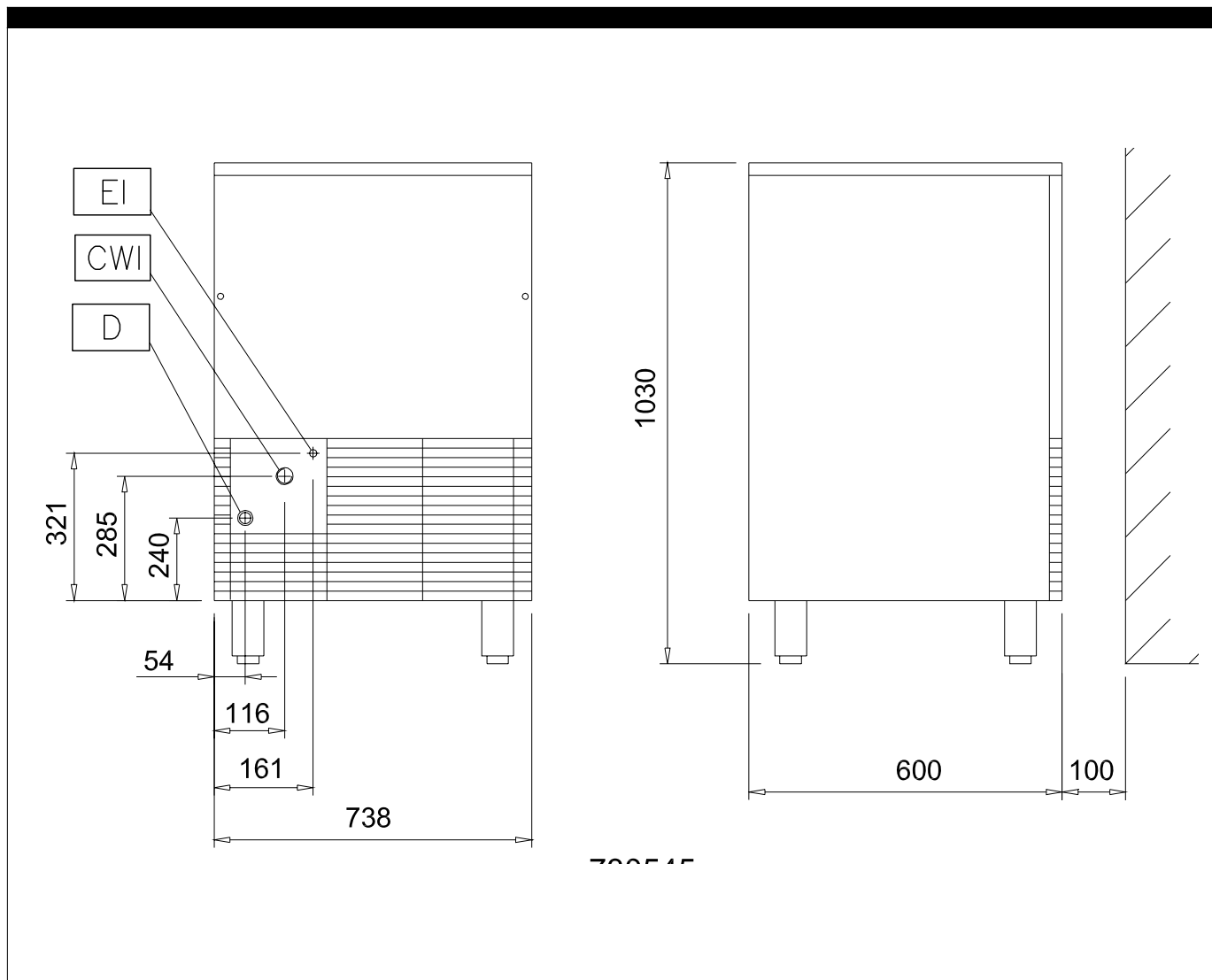
[www.zanussiprofessional.com](http://www.zanussiprofessional.com)



	CIM67A 730527	CIM67W 730528	FGC65A42 730162
CWI - Cold water inlet	3/4"	3/4"	3/4"
D - Water drain	24mm	24mm	24mm
EI - Electrical connection	220-240 V, 1N, 50	220-240 V, 1N, 50	220-240 V, 1N, 50



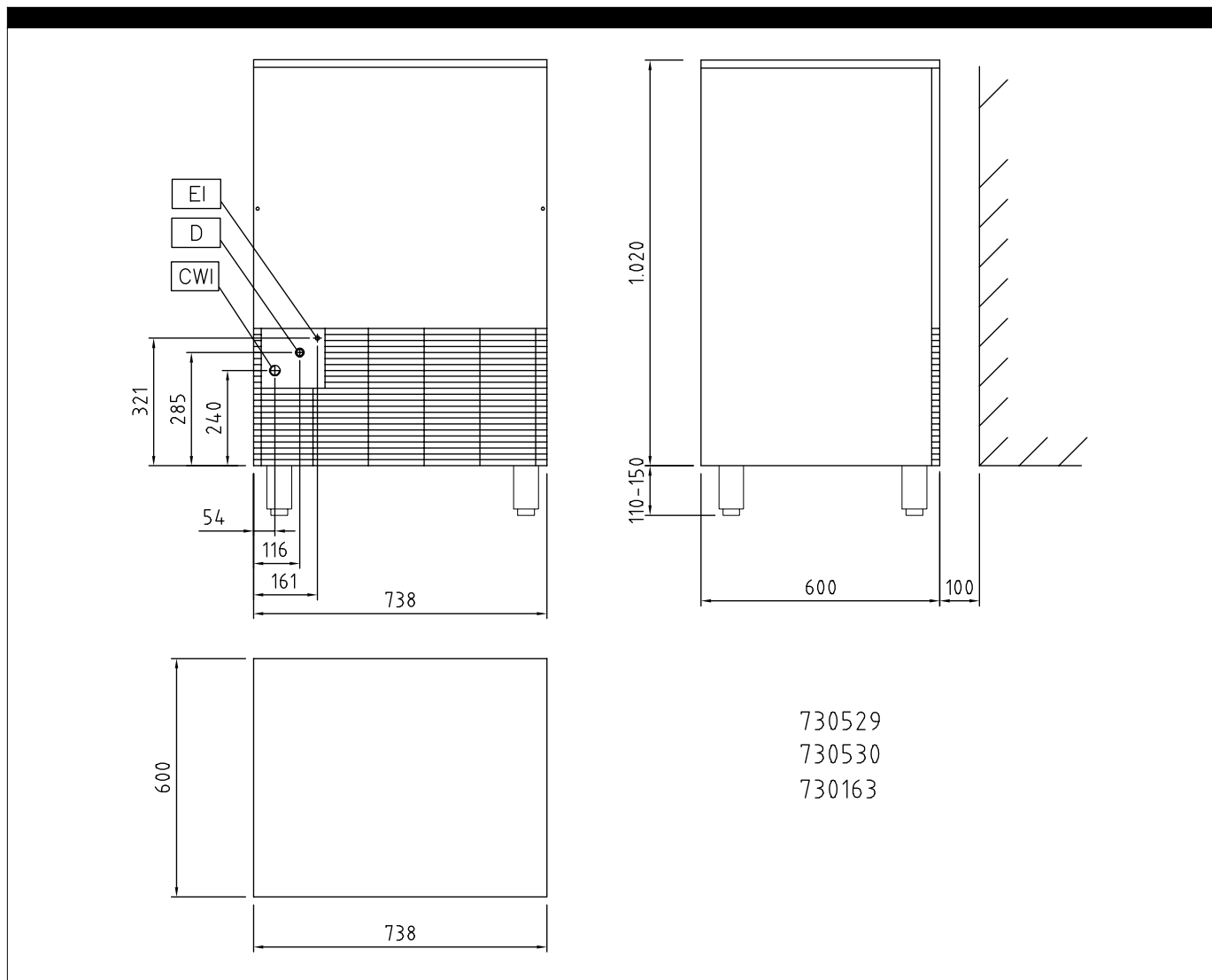
www.zanussiprofessional.com



	CIM85A 730545	CIM85W 730546
CWI - Cold water inlet	3/4"	3/4"
D - Water drain	24mm	24mm
EI - Electrical connection	220-240 V, 1N, 50	220-240 V, 1N, 50



www.zanussiprofessional.com



	FGC90A 730529	FGC90W 730530	FGC90A42 730163
CWI - Cold water inlet	3/4"	3/4"	3/4"
D - Water drain	24mm	24mm	24mm
EI - Electrical connection	220-240 V, 1N, 50	220-240 V, 1N, 50	220/240 V, 1N, 50



www.zanussiprofessional.com

## Free Manuals Download Website

<http://myh66.com>

<http://usermanuals.us>

<http://www.somanuals.com>

<http://www.4manuals.cc>

<http://www.manual-lib.com>

<http://www.404manual.com>

<http://www.luxmanual.com>

<http://aubethermostatmanual.com>

Golf course search by state

<http://golfingnear.com>

Email search by domain

<http://emailbydomain.com>

Auto manuals search

<http://auto.somanuals.com>

TV manuals search

<http://tv.somanuals.com>