



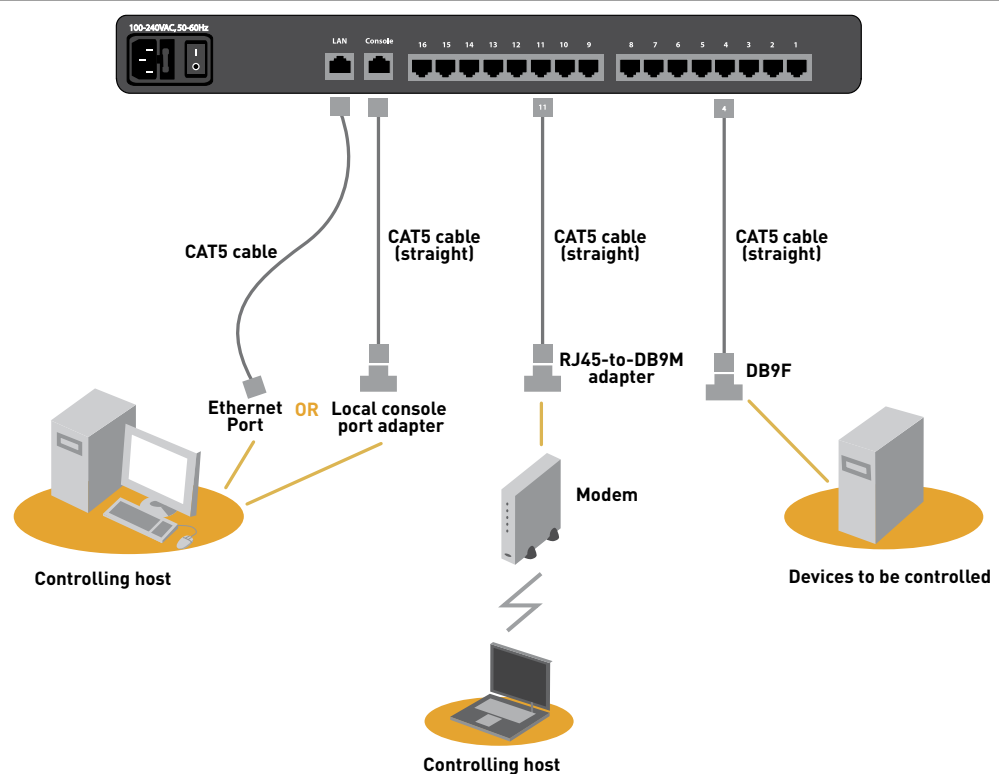
**Quick Installation Guide**

F1DP116S

**Package Contents:**

OmniView Serial Console Server	AC Power Cord	DB9F-RJ45F Adapter, DTE Part Number: F1D120	DB25F-RJ45F Adapter, DTE Part Number: F1D121
DB25M-RJ45F Adapter, DCE Part Number: F1D122	DB25M-RJ45F Adapter, DTE Part Number: F1D123	RJ45M-RJ45F Adapter, Sun Part Number: F1D124	RJ45 Cable, 6 ft.
User Manual CD	Quick Installation Guide	Rack-Mount Brackets and Screws	Local console port adapter DB9F-RJ45F

**Hardware Installations**



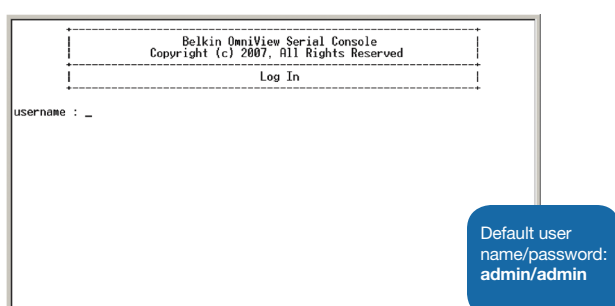
**Network Configurations**

**Identify Your IP Address**

To identify the IP address on your network, use the MAC address located on the back of the Console Server. If no DHCP server is found on your network, the Console Server will boot with the following static IP address: 192.168.2.156.

**Assigning IP from the Console Port—VT-100 (Console, Telnet, SSH)**

- Connect the console port on the rear panel to a serial port on a PC host using the CAT5 cable and the console port adapter, included with the Belkin Console Server.
- Configure a terminal emulation program, such as HyperTerminal, using the following parameters:
  - Baud rate = 115200
  - Data bits = 8
  - Stop bits = 1
  - Parity = none
  - Flow control = none



Network > IP Config

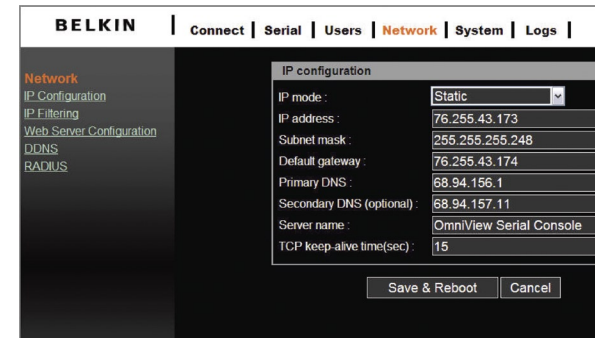
- Enter IP Config for network settings.

**Network Setting with Web Interface**

- Type in the Console Server's IP address in the browser's address field, using this format: http://XXX.XXX.XXX.XXX (example: http://76.255.43.173). The login page will appear. Bookmark the page for easy reference.



- Click on "Network" to open the Network-Configuration page.




- Assign a static IP and other network settings. Click on "Save & Reboot" to store any network-configuration settings.

**Note:** If the user leaves the web browser idle for more than **30 minutes**, the login session will time-out and terminate the session.

**Congratulations**

You have completed the installation of your OmniView Serial Console Server. To further configure the functions of your Console Server, please refer to your User Manual.



**Order Additional Serial Adapters**

Contact your sales rep today and ask for these serial adapters.

Belkin Part Number	Description	Application
F1D120 F1D120-8PK (8-Pack)	DB9F-RJ45F Adapter	Bay Accelar, Nortel, or other DB9 DTE serial devices
F1D121	DB25F-RJ45F Adapter	DTE serial devices with DB25 ports
F1D122	DB25M-RJ45F Adapter	DCE serial devices with DB25 ports (e.g., modem)
F1D123	DB25M-RJ45F Adapter	Sun SPARC or other DTE devices with DB25 ports
F1D124 F1D124-8PK (8-Pack)	RJ45M-RJ45F Adapter	Sun/Cisco devices with RJ45 ports

Please refer to [www.belkin.com/kvm](http://www.belkin.com/kvm) for the most current list of supported devices.

**BELKIN**

[www.belkin.com](http://www.belkin.com)

**Belkin Tech Support**  
 US: 800-223-5546 ext. 2263  
 310-898-1100 ext. 2263  
 UK: 0845 607 77 87  
 Australia: 1800 235 546  
 New Zealand: 0800 235 546  
 Singapore: 65 64857620  
 Europe: [www.belkin.com/support](http://www.belkin.com/support)

**Belkin Ltd.**  
 Express Business Park, Shipton Way  
 Rushden, NN10 6GL, United Kingdom  
 +44 (0) 1933 35 2000  
 +44 (0) 1933 31 2000 fax

**Belkin Ltd.**  
 4 Pioneer Avenue  
 Tuggerah Business Park  
 Tuggerah, NSW 2259, Australia  
 +61 (0) 2 4350 4600  
 +61 (0) 2 4350 4700 fax

**Belkin B.V.**  
 Boeing Avenue 333  
 1119 PH Schiphol-Rijk, The Netherlands  
 +31 (0) 20 654 7300  
 +31 (0) 20 654 7349 fax

**Belkin International, Inc.**  
 501 West Walnut Street  
 Los Angeles, CA 90220, USA  
 310-898-1100  
 310-898-1111 fax

## Free Manuals Download Website

<http://myh66.com>

<http://usermanuals.us>

<http://www.somanuals.com>

<http://www.4manuals.cc>

<http://www.manual-lib.com>

<http://www.404manual.com>

<http://www.luxmanual.com>

<http://aubethermostatmanual.com>

Golf course search by state

<http://golfingnear.com>

Email search by domain

<http://emailbydomain.com>

Auto manuals search

<http://auto.somanuals.com>

TV manuals search

<http://tv.somanuals.com>