



Tru-Form Media Keyboard



Model: PCK-208 Series



QuickGuide English

①

LIMITED WARRANTY

ADESSO provides one year limited warranty for the quality of all its products in materials and workmanship.

During this period, ADESSO will repair or replace all merchandise, which proved to be defective. However, ADESSO will not warranty any product which has been subjected to improper freight Handling, shipping abuse, neglect or unauthorized repair or installation. The warranty also will not cover products installed with Non-ADESSO components and product with broken sealed and assembly trace. After replacement of RMA, ADESSO reserves the right to request the total cost of the replacement products with broken seals or assembly trace.

If you discover a defect, Adesso will, at its option, repair or replace the product at no charge to you, provided you return it during the warranty period with transportation charges pre-paid to Adesso. You must contact Adesso at support@adesso.com for a Return Merchandise Authorization number (RMA) prior to returning any product. For each product returned for warranty service, please include your name, shipping address (no P.O. Box), telephone number, copy of the bill of sale as proof of purchase and have the package clearly marked with your RMA number.

SUPPORT

We have listed most of our FAQ's (Frequently Asked Questions) at: <http://www.adesso.com/faqs.asp>. Please visit our FAQ Service & Support pages before you contact our E-mail or Telephone Support.

Email Support: If our FAQ's do not help you resolve your issues, please email support@adesso.com

Telephone Support:
Toll Free: (800) 795-6788
9:00AM to 5:00PM PST Monday - Friday

②

INTRODUCTION

Introducing the new and improved Tru-Form Media by Adesso. Its contoured, split-key design for ergonomic comfort conforms to your natural hand positions, reducing tension in the shoulders, arms and wrists. It provides an additional eight hotkeys for multimedia control and one-touch access to the Internet. The Adesso Tru-Form Media has multimedia keys that make this a comfortable, multi-featured keyboard that combines a host of Windows and Multimedia keys in a comfortable ergonomic design. This is an ideal keyboard for long-term typing.

FEATURES

- 105-key extended keyboard layout as well as eight hotkeys
- Windows Power keys included
- LED indicators for Num Lock, Caps Lock and Scroll Lock
- Dimensions (at greatest width/length): 19.25" x 10.75" x 2"
- Data cable length: 5 feet

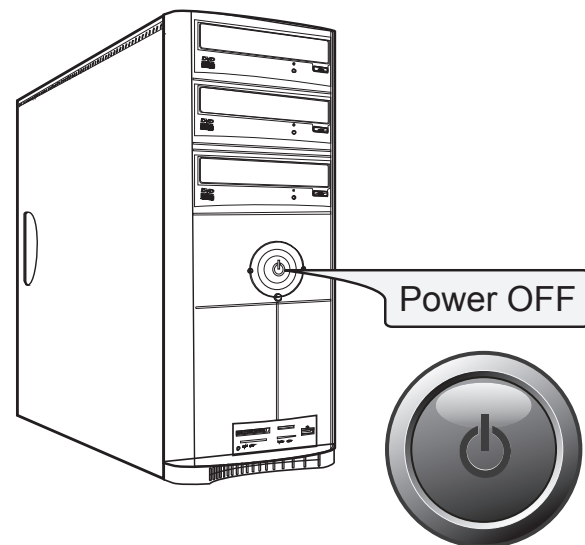
REQUIREMENTS

- Hardware: IBM, Pentium II class compatible or higher
- Operating system: Windows 7, Vista, XP and below
- Available USB or PS/2 port

③

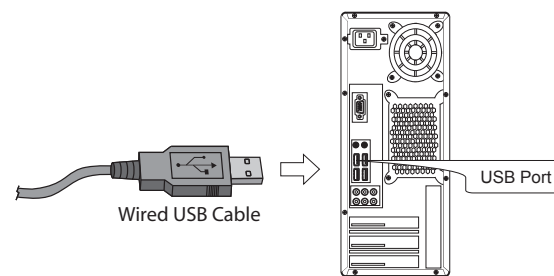
INSTALLATION

1. Make sure that your computer is turned OFF before installing this keyboard.

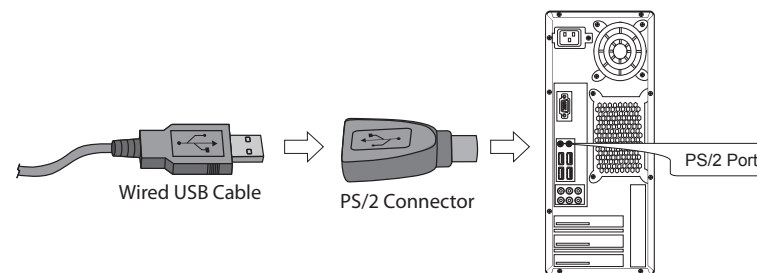


④

2. **FOR USB CONNECTION:**
Plug in the USB cable to the USB port.

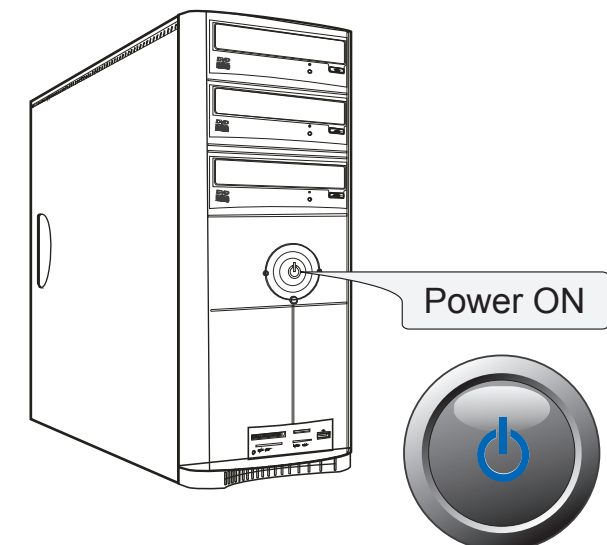


- FOR PS/2 CONNECTION:**
Connect the USB to PS/2 adaptor with the USB cable and plug it into the computer's PS/2 keyboard port.



⑤

3. Turn On your computer and your operating system will detect the device automatically. This device is plug and play, no driver required.



⑥

Free Manuals Download Website

<http://myh66.com>

<http://usermanuals.us>

<http://www.somanuals.com>

<http://www.4manuals.cc>

<http://www.manual-lib.com>

<http://www.404manual.com>

<http://www.luxmanual.com>

<http://aubethermostatmanual.com>

Golf course search by state

<http://golfingnear.com>

Email search by domain

<http://emailbydomain.com>

Auto manuals search

<http://auto.somanuals.com>

TV manuals search

<http://tv.somanuals.com>