

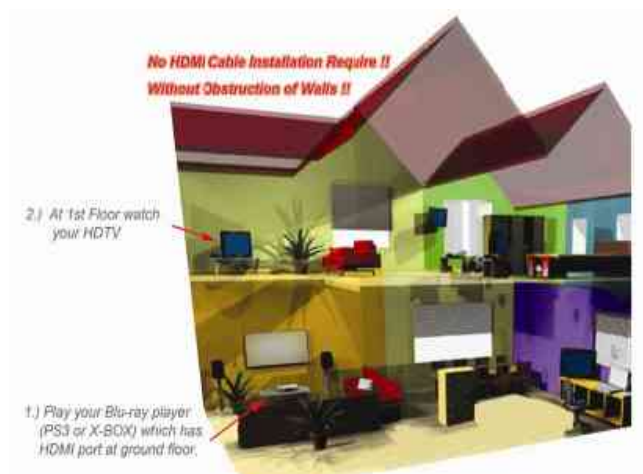
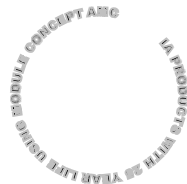
# AMC XN-11n

## Wireless HDMI Video Link

*Real-time, high-definition wireless video streaming  
Full HDTV Standard, up to 1080P at 25 fps resolution  
Support all other standards like 720 x 576, 720 x 480, 640 x 480 etc.  
up scaling standard DVD (i.e. 720 x 480) to high-definition(1920 x 1080)  
Fully standard compliant: HDMI(V1.2), HDCP, H.264 and Homeplug AV( 200Mbps)*



IA



### INSTRUCTIONS FOR INSTALLATION AND OPERATION

## APPLICATION AND FEATURE LIST

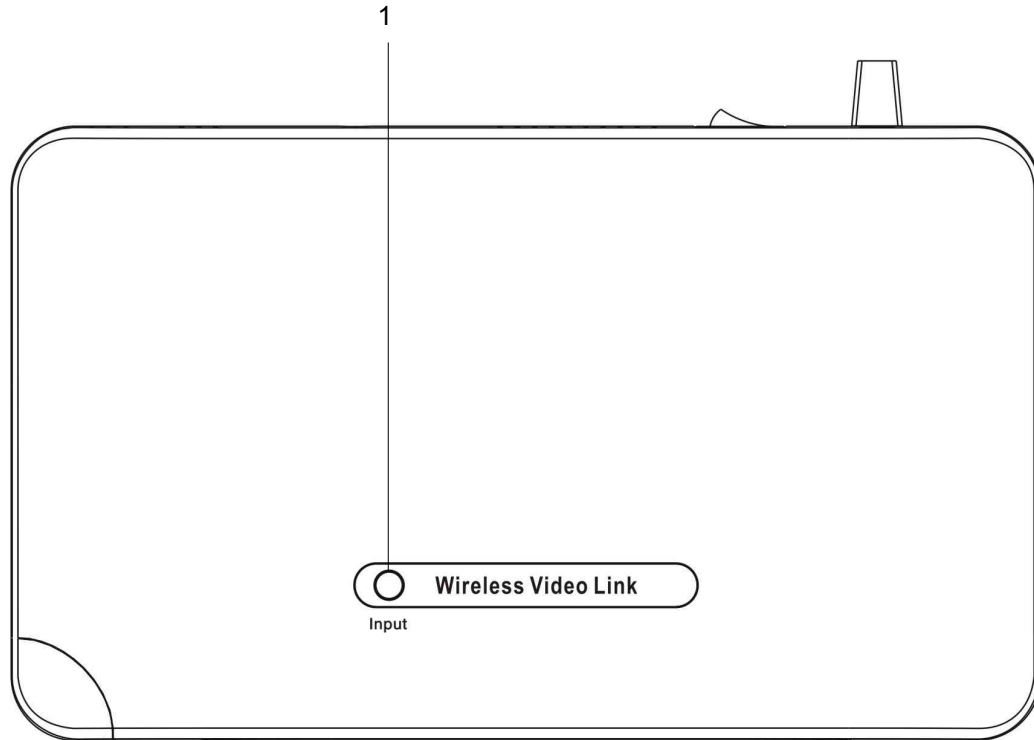
### FEATURES OF THE AMC™ MODEL XN-11n

- \* Real-time, high-definition wireless video streaming
- \* Full HDTV standard, up to 1080p at 25 fps resolution.
- \* Support all other video standards like 720 x 576, 720 x 480, 640 x 480 etc.
- \* up scaling standard DVD (i.e., 720 x 480) to high-definition video (1920 x 1080) for user to watch standard DVD with HDTV quality.
- \* Fully standard compliant –  
HDMI (V1.2), HDCP, H.264 and Homeplug AV (200Mbps)
- \* Using Homeplug AV technology, you can watch your HD video without obstruction of walls for around 150 meters power line distance.

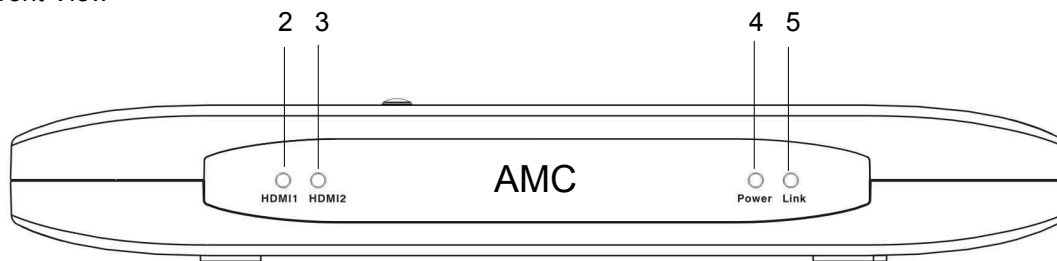
### I. Features:

#### XN-11n Transmitter

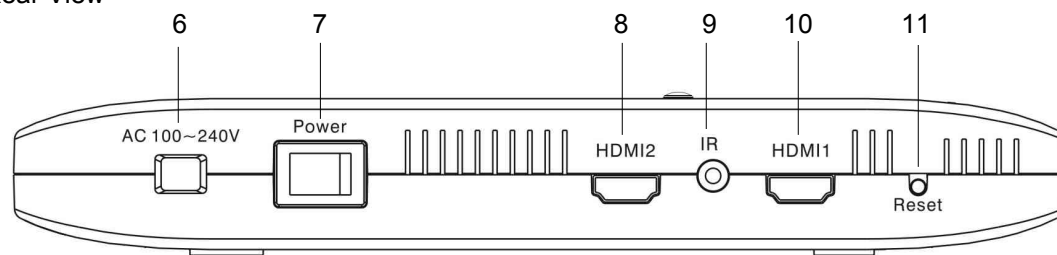
Top View



Front View




Rear View



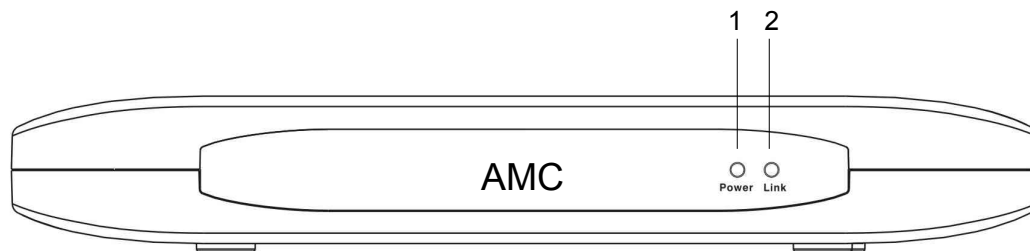
1. Input Selector
2. LED indicator of HDMI 1  
The LED will be light up when HDMI 1 input will be selected
3. LED indicator of HDMI 2  
The LED will be light up when HDMI 2 input will be selected
4. Power LED  
The LED will be light up when Power is ON.
5. Link indicator
6. Power Cord  
100 ~ 240VAC
7. Power Switch
8. "HDMI 2" Input
9. IR Blaster output connector
10. "HDMI 1" Input
11. Reset

# XN-11n Receiver

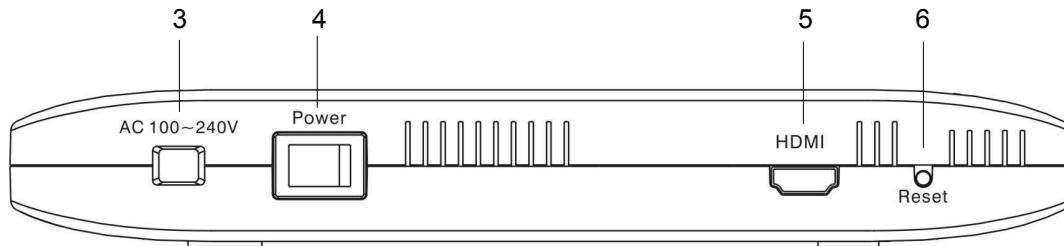
Top View



Front View



Rear View



1. **Power LED**  
The LED will be light up when Power is ON.
2. **Link LED**  
The LED will be light up when the Receiver is Linked to Transmitter through 802.11n.
3. Power Cord  
100 ~ 240VAC
4. Power Switch
5. **HDMI** output
6. Reset

**Touch Panel TP1**

**Touch Panel TP2**

**Mobile Touch Panel MTP1**

**Residential Terminal RT1**

**Remote Control**

## J. Installing the XN-11n Wireless HDMI Video Link,

**1. No Pre-wiring required**

The XN-11n is using wireless 802.11n to link between HDMI sources to Video Monitors with HDMI inputs. So there will be no pre-wiring for the system installation required.

2. Using HDMI cables to connect Sources with HDMI outputs to HDMI 1 & HDMI 2 inputs of AMC XN-11n Transmitter.
3. Using HDMI Cable to connect Video Monitor with HDMI input (TV or Video Monitor) to HDMI output of AMC XN11-n Receiver.
4. Plug power cords of XN-11n Transmitter and Receiver to AC wall power.
5. Switch Power Switches on rear panels of XN-11n Transmitter and Receiver to ON. The Power and Link LED's will be lighted up indicating the XN-11n Transmitter and Receiver are linked together through wireless 802.11n
6. Select HDMI 1 or HDMI 2 input by pressing INPUT selector button on the XN-11n Transmitter. The selected corresponding HDMI 1 or HDMI 2 LED on XN-11n front panel will be lighted up.
7. When you want to turn off the system, please switch OFF the power switched on rear panel of XN-11n transmitter and receiver.



## SPECIFICATIONS

Audio ..... 2 channel stereo

Support video resolutions ..... 480i, 480p, 576i, 576p, 720i, 720p, 1080i,  
1080p, 640x480, 800x600, 1024x768,  
1152x864, 1280x960, 1280x1024, 1360x768,  
1440x900, 1440x1050, 1600x1200, 1680x1050,  
1920x1200

Lan ..... 10/100Mbps Ethernet


Inputs ..... 2 x HDMI with HDCP key (HDMI V1.2a)

Output ..... 1 x HDMI inputs with HDCP key (HDMI V1.2a)

### **PHYSICAL**

Dimensions (W x H x D)..... x x mm  
Net weight..... Kgs  
Shipping weight (4 pieces)..... Kgs  
Power consumption..... 5.5W (Transmitter), 5.5W (Receiver)  
AC voltage..... 100 ~ 240VAC, 50 /60 Hz

Weltronics Corp. reserved the right to improve its products at any time.  
Specifications are subject to change without notice.



**WELTRONICS CORP.**

LONDON/L.A.

AMC Web: <http://www.amchome.com>

PN: 21-XN-11n\_IM\_A

## Free Manuals Download Website

<http://myh66.com>

<http://usermanuals.us>

<http://www.somanuals.com>

<http://www.4manuals.cc>

<http://www.manual-lib.com>

<http://www.404manual.com>

<http://www.luxmanual.com>

<http://aubethermostatmanual.com>

Golf course search by state

<http://golfingnear.com>

Email search by domain

<http://emailbydomain.com>

Auto manuals search

<http://auto.somanuals.com>

TV manuals search

<http://tv.somanuals.com>