



**ATLONA**  
Connecting technology to your world

## 4x2 Component Matrix Switcher with Stereo Audio AT-CV42M



### User Manual

Toll free: 1-877-536-3976  
Local: 1-408-962-0515



[www.atlona.com](http://www.atlona.com)

## TABLE OF CONTENTS

1. Introduction	2
2. Features	2
3. Package Contents	2
4. Specifications	3
5. Panel Descriptions	3
5.1. Front Panel	3
5.2. Rear Panel	3
6. Remote Control	5
7. Installation	5
8. Connection Diagram	6
9. Safety Information	7
10. Warranty	8
11. Atlona Product Registration	9

## INTRODUCTION

Atlona Technologies' AT-CV42M is one of the most innovative Component Matrix switchers with Stereo Audio on the market. The AT-CV42M has 4 individual Component Video (RCA) inputs with Stereo Audio and 2 individual outputs. Because it is a matrix switch, any input can rout to any output; and the same input can rout to all outputs or any other combination. Boasting high speed Video Bandwidth of 250MHz, Maximum 300Mhz, this unit is ideal for connecting sources including: (VCRs, Camcorders, Video Game Consoles, DVDs, Satellite Receivers, Set Top Boxes, etc.) to desired displays such as: (HDTV, LCDs, Plasma Monitors, Video Projectors, etc.) Selection of inputs can be achieved manually through the Front Panel or an Infrared Remote Control unit. Seamlessly switch with flawless and crystal-clear distribution of all HDTV video formats up to 1080p as well as audio signals. With these attributes, the AT-CV42M is a great matrix switch capable of handling High Definition Television applications.

## FEATURES

- 4 inputs to 2 outputs Component Video (Matrix Switcher)
- Supported Signals:
  - Component Video: YPBPR
  - Audio : Stereo Audio (AR/AL)
- Control Through IR remote control and Manually via Front Panel Buttons
- Video Bandwidth: 250MB
- Resolutions: 480p, 576p, 720p, 1080i, 1080p
- Included 19 inch Ear mounts
- Power supply DC12Volt, Universal Type Switch 100~230VAC, 50/60Hz

## PACKAGE CONTENT

- AT-CV42M Matrix Switcher x 1
- Instruction Manual x 1
- IR Remote Controller
- Universal AC Adaptor : 12V
- 19in. Rack Mount ears ( pair ) x 1

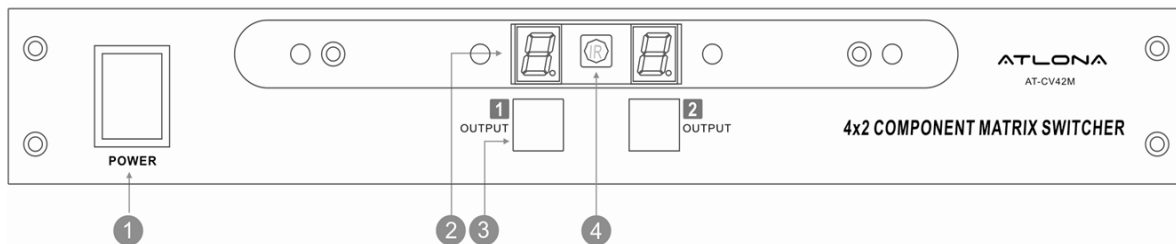


## SPECIFICATIONS

Type of Switcher	4 inputs to 2 outputs, Component Video/Stereo Audio Matrix Switch
I/O Signals	Component Video (YPBPR) 0.5~1.0Vpp, DDC 5Vpp, Stereo Audio (AR/AL), Via 2x RCA connector (Red/white)
Video Bandwidth	250MHz (-3db), 60mVp-p
Video Supported	High Resolution formats 480i/p, 720p & 1080i/p
Audio Supported	Stereo Audio(AR/AL) 20Hz ~ 20KHz
Controls	IR remote & Select buttons on the front panel
Safety Approvals	CE, FCC, RoHS(2002/95/EC)
Power Supply	12V DC/0.66A (consumption 0.42A Max)
Shipping Weight	1.85 Kgs / 3.08 lb

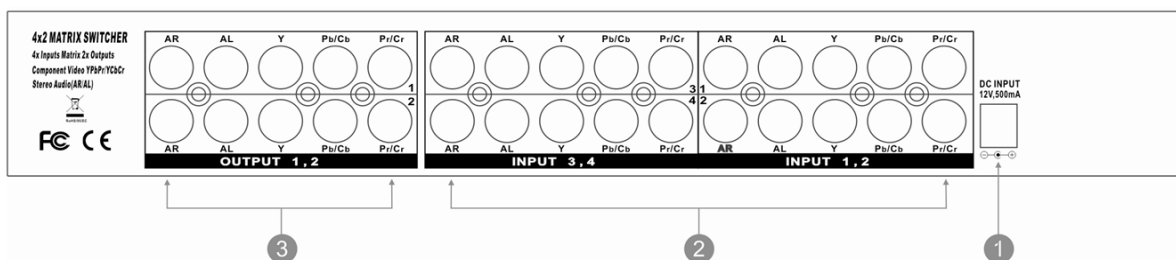
## PANEL DESCRIPTIONS

### 1. Front Panel



1. POWER SWITCH. The power switch turns the unit ON and OFF. The LED will illuminate red to indicate that the switcher is ON
2. OUTPUT STATUS LED DISPLAY. Output channels 1 - 4 show from LED display and illuminate red to indicate that desired video source is present on that input.
3. INPUT SOURCE SELECT . Select between input sources 1 - 4
4. IR SENSOR. The IR sensor receives IR commands from the supplied remote controller.

### 2. Rear Panel



1. DC power plug-park input connector. Ensure that the plug-park used is an approved type and has sufficient current carrying capacity with the correct voltage and connector polarity. 12Volt DC power supply 0.66A Max.



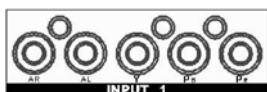
Power Jack:

- DC Jack - inner OD O 2.1mm (+ )
- Outside OD O 5.5mm (GND)
- Power input - 12VDC, 0.66A

2. INPUTS: 1-4 Component/Stereo Audio. Connect desired source of Component Video(YPBPR)/Stereo Audio devise to the switcher.

Inputs 1-4 port source signals :

- Component Video(YPBPR),
- 3x RCA Connectors,
- Stereo Audio(AR/AL),
- 2x RCA Connectors



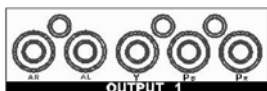
Component Video (YPBPR) Via 3x RCAs  
Stereo Audio(AR/AL) Via 2x RCA connectors

*Note: With 6x RCA female connectors.*

3. OUTPUTS 1- 2 Component/Stereo Audio. Connect desired signal with Component Video(YPBPR)/audio direct to Female RCA connector. This connector supports component video & audio to HDTV display device.

Outputs 1- 24 display port signals :

- Component Video(YPBPR),
- 3x RCA Connectors,
- Stereo Audio(AR/AL),
- 2x RCA Connectors



Component Video (YPBPR) Via 3x RCAs  
Stereo Audio(AR/AL) Via 2x RCA connectors

*Note: With 5x RCA female connectors.*



## REMOTE CONTROL

### 1. SWITCH POWER ON or OFF.

Controller with a separate power to turn ON and OFF

### 2. OUTPUT 1-2 : OUTPUT TO TV DISPLAYS.

Output -1 : TV-1 Component Video (YPBPR) HDTV Display

Output -2 : TV-2 Component Video (YPBPR) HDTV Display

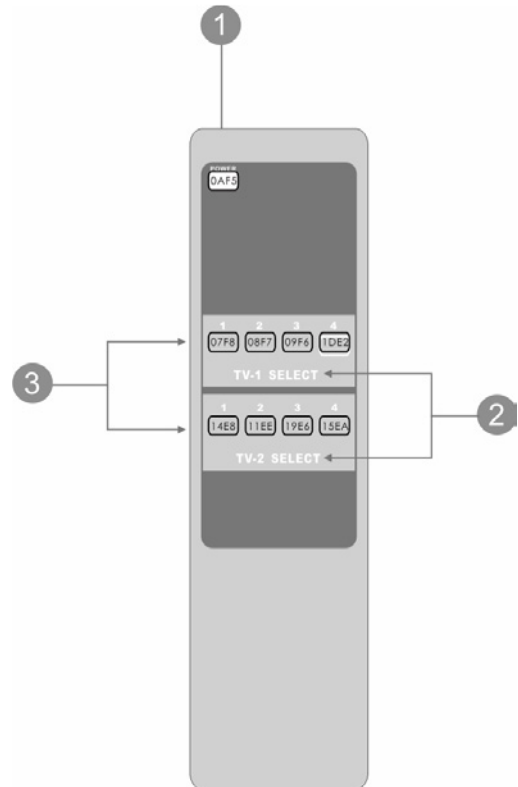
### 3. INPUT 1-4 : INPUT VIDEO SOURCES SELECTION.

Input -1 : AV-1 Component Video (YPBPR) Signal source device

Input -2 : AV-2 Component Video (YPBPR) Signal source device

Input -3 : AV-3 Component Video (YPBPR) Signal source device

Input -4 : AV-4 Component Video (YPBPR) Signal source device



## INSTALLATION

INPUTS 1 - 4 COMPONENT SOURCES :

COMPONENT VIDEO : Component Video(YPBPR) with RCA

AUDIO : Stereo Audio (AR/AL), with RCA

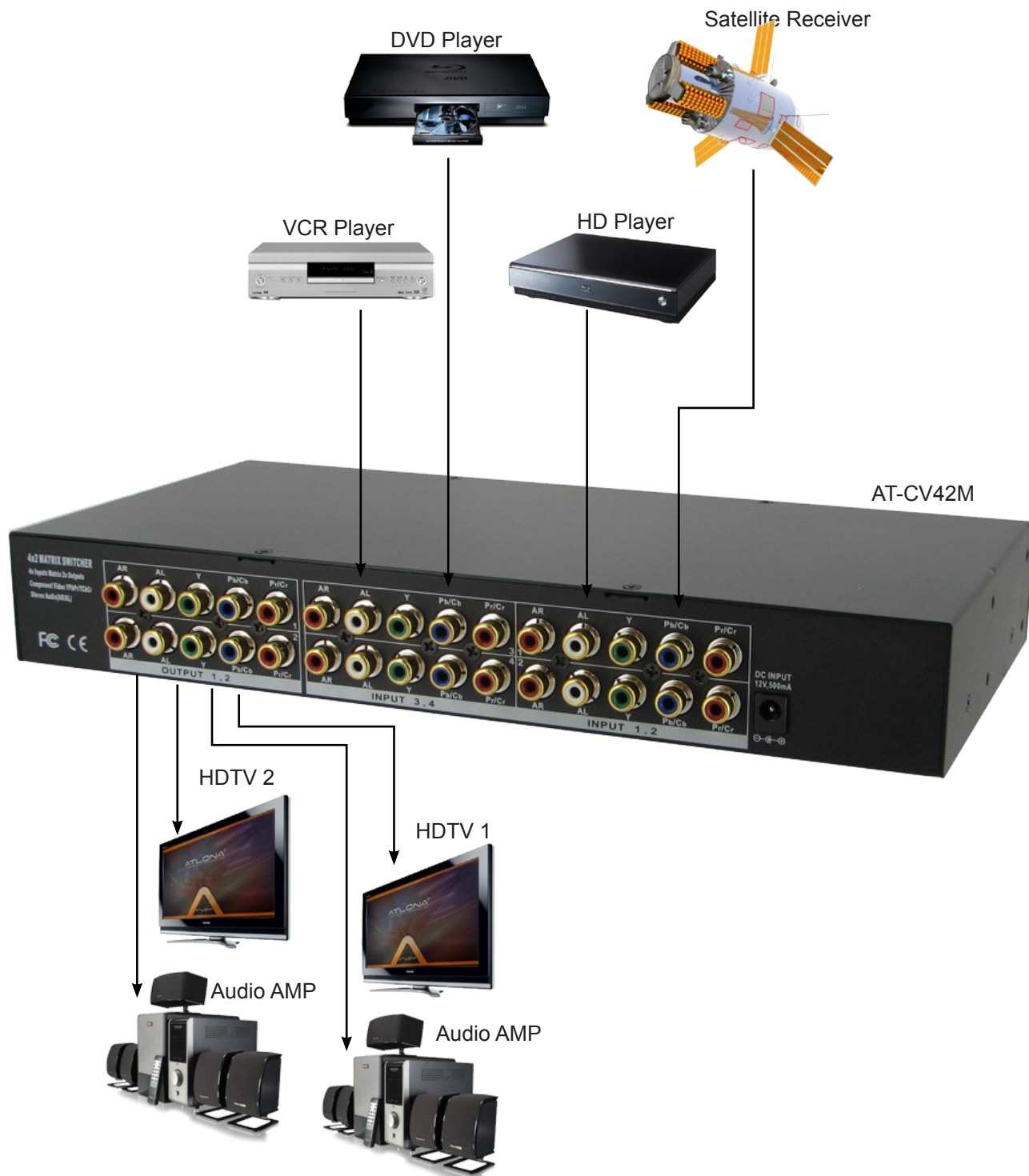
OUTPUT 1 – 2 HDTV DISPLAY SIGNALS :

COMPONENT VIDEO : Component Video(YPBPR) with RCA

AUDIO : Stereo Audio (AR/AL), with RCA



### CONNECTION DIAGRAM



## SAFETY INFORMATION

### Safeguards



To reduce the risk of electric shock, do not expose this product to rain or moisture



Do not modify the wall plug. Doing so will void the warranty and safety features.



If the wall plug does not fit into your local power socket, hire an electrician to replace your obsolete socket.



This equipment should be installed near the socket outlet and the device should be easily accessible in the case it requires disconnection.

### Precautions

FCC regulations state that any unauthorized changes or modifications to this equipment, not expressly approved by the manufacturer, could void the user's authority to operate this equipment.

Operate this product using only the included external power supply. Use of other power supplies could impair performance, damage the product, or cause fires.

In the event of an electrostatic discharge this device may automatically turn off. If this occurs, unplug the device and plug it back in.

Protect and route power cords so they will not be stepped on or pinched by anything placed on or against them. Be especially careful of plug-ins or cord exit points from this product.

Avoid excessive humidity, sudden temperature changes or temperature extremes.

Keep this product away from wet locations such as bathtubs, sinks, laundries, wet basements, fish tanks, and swimming pools.

Use only accessories recommended by Atlona to avoid fire, shock, or other hazards.

Unplug the product before cleaning. Use a damp cloth for cleaning and not cleaning fluid or aerosols.

Such products could enter the unit and cause damage, fire, or electric shock. Some substances may also mar the finish of the product.

Never open, remove unit panels, or make any adjustments not described in this manual. Attempting to do so could expose you to dangerous electrical shock or other hazards. It may also cause damage to your AT-CV42M. Opening the product will void the warranty.

Do not attempt to service the unit. Disconnect the product and contact your authorized Atlona reseller or contact Atlona directly.



## WARRANTY

### Limited Warranty

Atlona Technologies warrants that (a) its products (the AT-CV42M) will perform substantially in accordance with the accompanying written materials for a period of 3 years from the date of receipt and (b) that the product will be free from defects in materials and workmanship under normal use and service for a period of 3 years. In the event applicable law imposes any implied warranties, the implied warranty period is limited to 3 years from the date of receipt. Some jurisdictions do not allow such limitations on duration of an implied warranty, so the above limitation may not apply to customers that fall within those areas.

### Customer Remedies

Atlona Technologies' and its suppliers' entire liability and Customer's exclusive remedy shall be, at Atlona Technologies' decision, either return of the price paid for the product, repair, or replacement of the product that does not meet this Limited Warranty and which is returned to Atlona Technologies with a copy of the Customer's receipt. This Limited Warranty is void if failure of the product has resulted from accident, abuse, misapplication, or natural occurrence. In example but not limited to: power surges (electrical storms, local power outage), dropping the product (or items on the product), contact with fluids, and physical misconduct (i.e. kicking or punching). Any replacement product will be warranted for the remainder of the original warranty period.

### No other warranties

To the maximum extent permitted by applicable law, Atlona Technologies and its suppliers disclaim all other warranties, either expressed or implied, including, but not limited to, implied warranties of merchantability and fitness for a particular purpose, with regard to the product and any related written materials. This Limited Warranty gives customer specific legal rights. Customers may have other rights depending on the jurisdiction.

### No liability for damages

To the maximum extent permitted by applicable law, in no event shall Atlona Technologies or its suppliers be liable for any damages arising out of the use of or inability to use this product, even if Atlona Technologies has been advised of the possibility of such damages. Such damages include but are not limited to: special, incidental, consequential, or indirect damages for personal injury, loss of business profits, business interruption, loss of business information, or any other pecuniary loss.

Atlona Technologies' and its suppliers' entire liability under any provision of this agreement shall be limited to the amount actually paid by you for the product. Some Jurisdictions do not allow the exclusion or limitation of liability for consequential or incidental damage. The above limitations may not apply to you in such jurisdictional cases.

## ATLONA PRODUCT REGISTRATION

Thank you for purchasing this Atlona product. - We hope you enjoy it and will take an extra few moments to register your new purchase.

Registration creates an ownership record if your product is lost or stolen and helps ensure you'll receive notification of performance issues and firmware updates.

At Atlona, we respect and protect your privacy, assuring you that your registration information is completely secure. Atlona product registration is completely voluntary and failure to register will not diminish your limited warranty rights.

To register go to: **<http://www.atlona.com/registration>**

## Free Manuals Download Website

<http://myh66.com>

<http://usermanuals.us>

<http://www.somanuals.com>

<http://www.4manuals.cc>

<http://www.manual-lib.com>

<http://www.404manual.com>

<http://www.luxmanual.com>

<http://aubethermostatmanual.com>

Golf course search by state

<http://golfingnear.com>

Email search by domain

<http://emailbydomain.com>

Auto manuals search

<http://auto.somanuals.com>

TV manuals search

<http://tv.somanuals.com>