

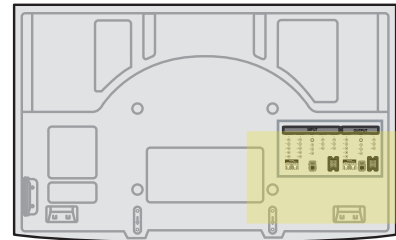

AudioSource®

S3D60

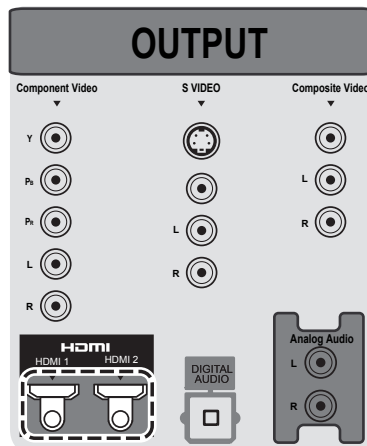
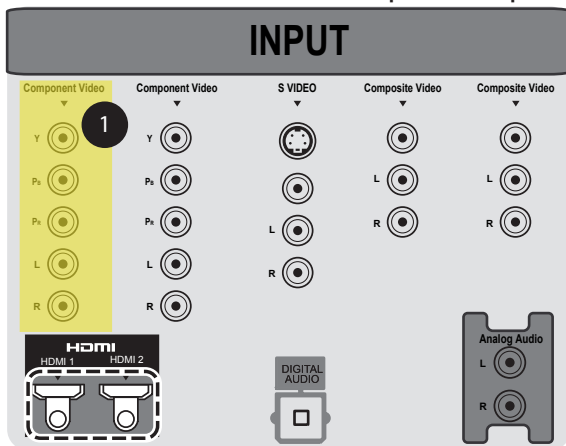


Basic Sound Bar Installation


TV & DVD using Component Video and Digital Audio (Optical / Toslink)



TV Input / Output Section

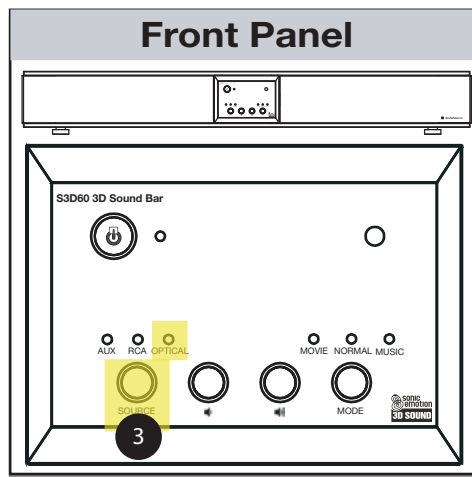
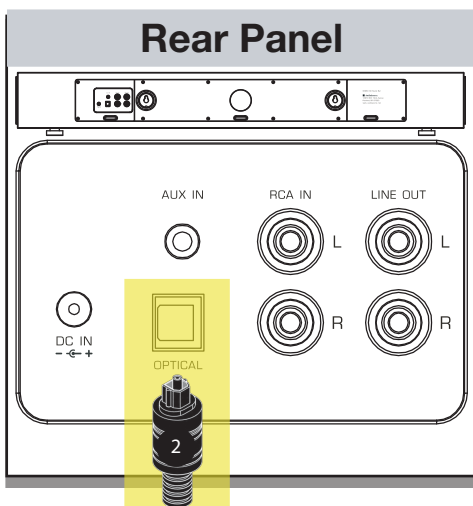


DVD Output Section



- 1 Connect the Video OUTPUT of the DVD player to the Video INPUT of the TV using a Component Video Cable
- 2 Connect the Digital Audio OUTPUT of the DVD Player to the Optical INPUT of the S3D60 using a Optical Cable
- 3 Using the source button on the front panel of the S3D60 select Optical Input

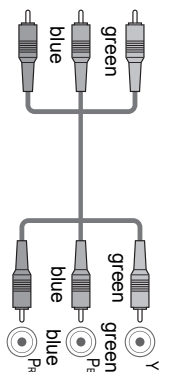
S3D60 Input / Output Section



Optical Cable



Component Video



Free Manuals Download Website

<http://myh66.com>

<http://usermanuals.us>

<http://www.somanuals.com>

<http://www.4manuals.cc>

<http://www.manual-lib.com>

<http://www.404manual.com>

<http://www.luxmanual.com>

<http://aubethermostatmanual.com>

Golf course search by state

<http://golfingnear.com>

Email search by domain

<http://emailbydomain.com>

Auto manuals search

<http://auto.somanuals.com>

TV manuals search

<http://tv.somanuals.com>