

Crestron **ST-BTP**
High Performance Rechargeable Power Pack
Operations Guide



CRESTRON

This document was prepared and written by the Technical Documentation department at:

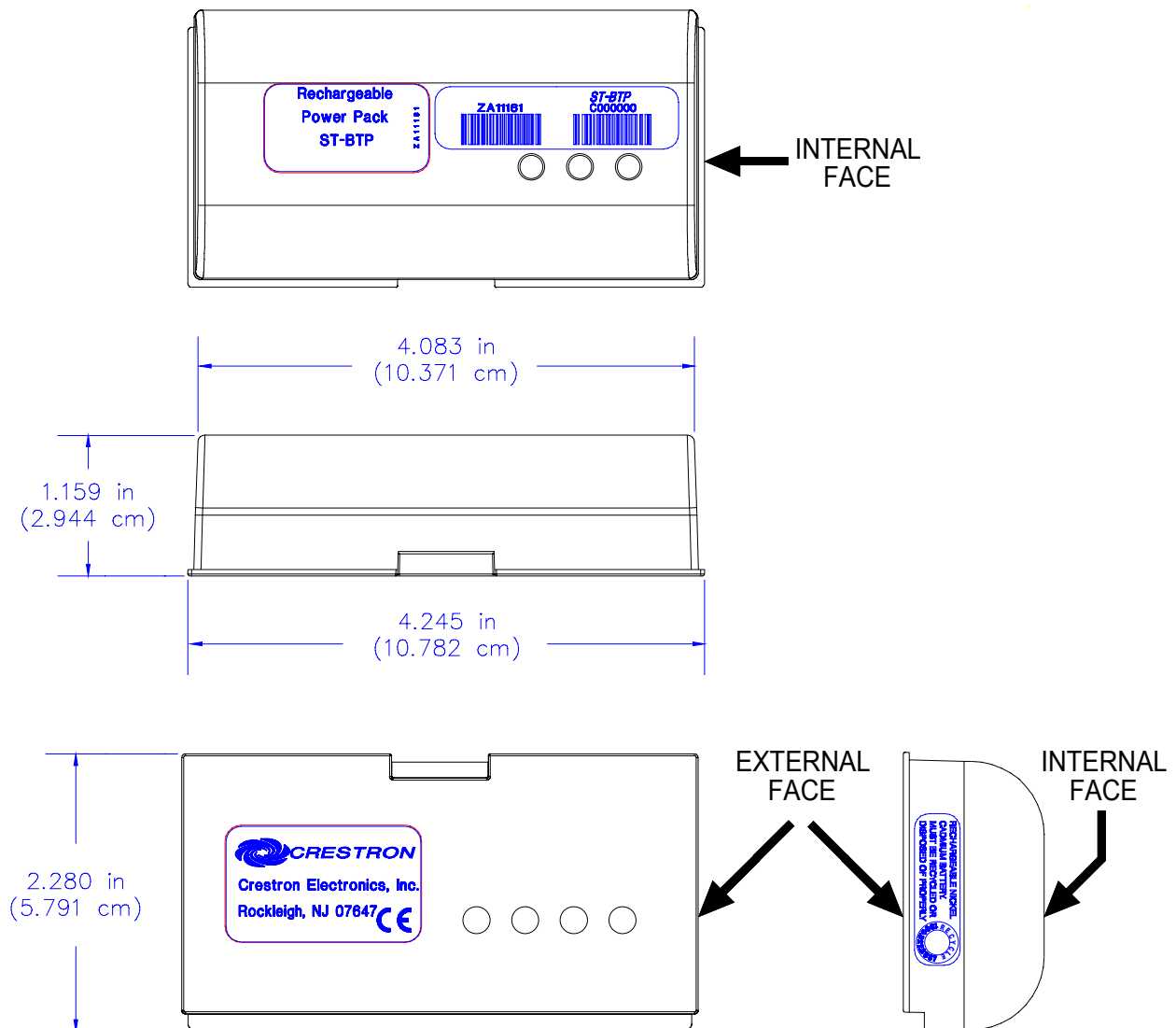


Crestron Electronics, Inc.
15 Volvo Drive
Rockleigh, NJ 07647
1-888-CRESTRON

Contents

High Performance Rechargeable Power Pack: ST-BTP	1
Description.....	2
Handling	2
Storage	3
Installation	3
Removal.....	5
Fully Discharging the ST-BTP	5
Further Inquiries	6
Future Updates.....	6
Return and Warranty Policies	7
Merchandise Returns / Repair Service	7
CRESTRON Limited Warranty.....	7

High Performance Rechargeable Power Pack: ST-BTP



Description

The Crestron high performance rechargeable power pack, herein referred to as the ST-BTP, is designed to supply power to certain Crestron wireless touchpanel models. Installation of the ST-BTP offers the touchpanel user the freedom to roam without being confined to a stationary power source (i.e., external power pack or docking station).

The table below provides a summary of leading specifications for the ST-BTP. Weight is rounded to the nearest hundredth unit.

Leading Specifications for the ST-BTP

SPECIFICATION	DETAILS
Operating Output Voltage	4.8 VDC, nominal
Composition	Nickel-Cadmium (NiCad) Cells
Estimated Length of Charge Cycle (new unit with full charge)	Up to 3 hours of continual use (depends on touchpanel configuration settings)
Estimated Life	Up to 300 to 1000 charge/discharge cycles or three to five years of standby power
Optimal Operating, Storage, & Charge/Discharge Temperature	Approximately 68° to 86°F (20° to 30°C)
Weight	0.79 lb (0.36 kg)

As of the date of manufacture, the ST-BTP has been tested and found to comply with specifications for CE marking.



NOTE: Due to memory effect of NiCad cells, Crestron recommends that the ST-BTP be fully discharged for every 25 charge/discharge cycles. The ST-BTP can be fully discharged while in the touchpanel (with reserved join number 1036). Refer to "Fully Discharging the ST-BTP" on page 5 for details.

Handling

WARNING: The rechargeable power pack contains toxic material (cadmium), therefore do not incinerate or mutilate. In the event that the battery electrolyte gets on skin or in eyes immediately flush with pure water and consult a doctor.

NOTE: The ST-BTP contains a NiCad battery. When the unit can no longer retain a charge, it must be recycled or disposed of properly. Refer to the recycle label on the unit for disposal information.

To prevent short-circuiting, use care when handling the ST-BTP. NiCad cells have extremely low internal resistance and discharge at high current levels when shorted. As a result, the high temperatures can damage the rechargeable power pack and may cause personal injury. Avoid accidental shorting from uninsulated workbenches, tools, bracelets, rings, and coins.

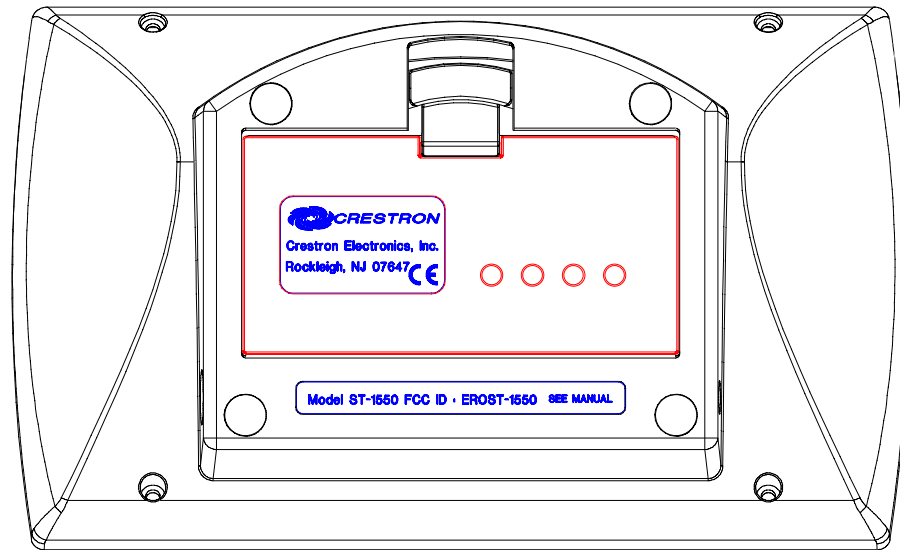
Storage

The ST-BTP can be stored in a temperate dry place (removed from the touchpanel and docking station) indefinitely without significant irreversible degradation in its performance. The self-discharge rate is a function of temperature and internal resistance. High temperature storage reduces charge retention. Best results occur if the ST-BTP is stored at an average temperature of 68° to 86°F (20° to 30°C). After an extended storage, initiate a few charge/discharge cycles to restore full capacity. Recharge the ST-BTP prior to use.

Installation

The unique design of the ST-BTP prevents it from being installed improperly. The rechargeable power pack only fits one way into the battery compartment of the touchpanel.

The ST-BTP can be installed into a number of Crestron wireless touchpanel models. The ST-1550C and its related family members (i.e., STX-1550C & STX-1550CW) are the most common models. These models have a similar overall shape and battery compartment location. Therefore, the illustration on the next page shows the ST-BTP properly seated in the ST-1550C, as an example. Complete the following steps to install.

ST-BTP Installed into a Touchpanel (ST-1550C)

NOTE: The actual installation procedures for Crestron wireless touchpanels other than the ST-1550C and its related family members are provided in the Operations Guide of the touchpanel.

NOTE: This rechargeable power pack is shipped in a discharge condition. Charge the ST-BTP in a well-ventilated area away from sparks, flames, or smoking.

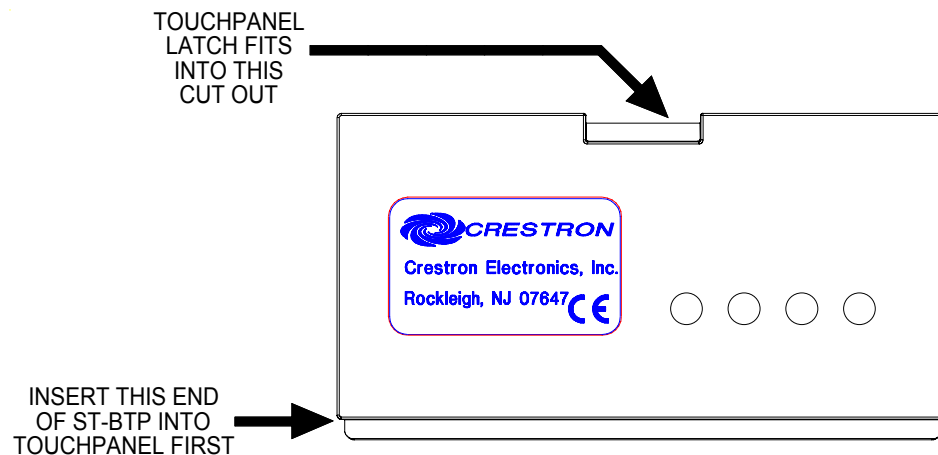
NOTE: The ST-BTP is a sealed power pack. Due to its sealed construction, it can be charged or discharged in any position.

NOTE: The ST-BTP can be slow charged while in the battery compartment of the touchpanel as long as the external power pack is attached and plugged into an outlet. It takes approximately 24 hours to trickle charge a fully discharged ST-BTP. There is no danger of over charging the rechargeable power pack, so the ST-BTP can be installed at all times. It only takes 2 hours to charge the ST-BTP in a Crestron docking station, ST-DS.

1. Place touchpanel screen-side down on a clean and soft surface.
2. Place the designated end of the ST-BTP into the touchpanel battery compartment. Refer to illustration on the next page.

3. Slowly rotate ST-BTP into compartment so that external face is visible.
4. Verify proper installation with audible click of rechargeable power pack into battery compartment. Touchpanel latch secures the ST-BTP and prevents the power pack from falling out.

ST-BTP Orientation for Installation



Removal

Complete the following steps to remove the ST-BTP from a SmarTouch STS touchpanel.

1. Place touchpanel screen-side down on a clean and soft surface.
2. Lift latch up, one edge of ST-BTP pops out of touchpanel battery compartment.
3. Rotate ST-BTP and remove.

Fully Discharging the ST-BTP

Due to the memory effect of NiCad cells, Crestron recommends that the ST-BTP be fully discharged for every 25 charge/discharge cycles. The ST-BTP can be fully discharged while in the touchpanel. A button to fully discharge the touchpanel should be available within a designated screen design. This button has a special software identity (reserve join number, 1036) and can be recreated and programmed onto any page in the project. Consult your area dealer if this feature cannot be located.

Further Inquiries

If after reviewing this Operations Guide for the ST-BTP, you cannot locate specific information or have questions, please take advantage of Crestron's award winning customer service team by calling:

- In the US and Canada, call Crestron's corporate headquarters at 1-888-CRESTRON [1-888-273-7876] or 1-201-767-3400.
- In Europe, call Crestron International at +32-15-50-99-50.
- In Asia, call Crestron Asia at +852-2341-2016.
- In Latin America, call Crestron Latin America at +5255-5093-2160.
- In Australia, call Crestron Pacific at +613-9480-2999.

For local support from exclusive Crestron factory-trained personnel in New Zealand call Amber Technologies at +649-410-8382.

Future Updates

As Crestron improves functions, adds new features, and extends the capabilities of the ST-BTP, additional information may be made available as manual updates. These updates are solely electronic and serve as intermediary supplements prior to the release of a complete technical documentation revision.

The Downloads page of the Crestron website (www.crestron.com) directs the reader to the location and description of each update. Check the site periodically for update availability and its subjective value.

Return and Warranty Policies

Merchandise Returns / Repair Service

1. No merchandise may be returned for credit, exchange, or service without prior authorization from CRESTRON. To obtain warranty service for CRESTRON products, contact the factory and request an RMA (Return Merchandise Authorization) number. Enclose a note specifying the nature of the problem, name and phone number of contact person, RMA number, and return address.
2. Products may be returned for credit, exchange, or service with a CRESTRON Return Merchandise Authorization (RMA) number. Authorized returns must be shipped freight prepaid to CRESTRON, Cresskill, N.J., or its authorized subsidiaries, with RMA number clearly marked on the outside of all cartons. Shipments arriving freight collect or without an RMA number shall be subject to refusal. CRESTRON reserves the right in its sole and absolute discretion to charge a 15% restocking fee, plus shipping costs, on any products returned with an RMA.
3. Return freight charges following repair of items under warranty shall be paid by CRESTRON, shipping by standard ground carrier. In the event repairs are found to be non-warranty, return freight costs shall be paid by the purchaser.

CRESTRON Limited Warranty

CRESTRON ELECTRONICS, Inc. warrants its products to be free from manufacturing defects in materials and workmanship under normal use for a period of three (3) years from the date of purchase from CRESTRON, with the following exceptions: disk drives and any other moving or rotating mechanical parts, pan/tilt heads and power supplies are covered for a period of one (1) year; touchscreen display and overlay components are covered for 90 days; batteries and incandescent lamps are not covered.

This warranty extends to products purchased directly from CRESTRON or an authorized CRESTRON dealer. Purchasers should inquire of the dealer regarding the nature and extent of the dealer's warranty, if any.

CRESTRON shall not be liable to honor the terms of this warranty if the product has been used in any application other than that for which it was intended, or if it has been subjected to misuse, accidental damage, modification, or improper installation procedures. Furthermore, this warranty does not cover any product that has had the serial number altered, defaced, or removed.

This warranty shall be the sole and exclusive remedy to the original purchaser. In no event shall CRESTRON be liable for incidental or consequential damages of any kind (property or economic damages inclusive) arising from the sale or use of this equipment. CRESTRON is not liable for any claim made by a third party or made by the purchaser for a third party.

CRESTRON shall, at its option, repair or replace any product found defective, without charge for parts or labor. Repaired or replaced equipment and parts supplied under this warranty shall be covered only by the unexpired portion of the warranty.

Except as expressly set forth in this warranty, CRESTRON makes no other warranties, expressed or implied, nor authorizes any other party to offer any other party to offer any warranty, including any implied warranties of merchantability or fitness for a particular purpose. Any implied warranties that may be imposed by law are limited to the terms of this limited warranty. This warranty statement supercedes all previous warranties.

Trademark Information

All brand names, product names, and trademarks are the sole property of their respective owners. Windows is a registered trademark of Microsoft Corporation. Windows95/98/Me/XP and WindowsNT/2000 are trademarks of Microsoft Corporation



Crestron Electronics, Inc.
15 Volvo Drive Rockleigh, NJ 07647
Tel: 888.CRESTRON
Fax: 201.767.7576
www.crestron.com

Operations Guide – DOC. 5746A
03.01

Specifications subject to
change without notice.

Free Manuals Download Website

<http://myh66.com>

<http://usermanuals.us>

<http://www.somanuals.com>

<http://www.4manuals.cc>

<http://www.manual-lib.com>

<http://www.404manual.com>

<http://www.luxmanual.com>

<http://aubethermostatmanual.com>

Golf course search by state

<http://golfingnear.com>

Email search by domain

<http://emailbydomain.com>

Auto manuals search

<http://auto.somanuals.com>

TV manuals search

<http://tv.somanuals.com>