

DigitalMedia™ Connectors: DM-CONN-20

Description

DM-CONN-20 is a package of 20 RJ-45 shielded connectors designed for use in terminating Crestron® DigitalMedia Cable (DM-CBL). DigitalMedia connectors come in two parts and require no special tools to install. The pin assignments are listed in the table below.

Use the following procedure to assemble the connectors with DM cable. (Refer to the illustrations below.)


1. Remove outer jackets of DM-CBL to expose about two inches (5.08 cm) of the eight wires inside the blue shielded wire. Leave 1/4 inch (6.35 mm) of shield exposed to ensure proper grounding. The wires do not need to be stripped.
2. Cut brown and green wire pairs on an angle to simplify wiring into bottom of connector, as shown in image below.
3. Slide the brown and green wire pairs, one by one, into the bottom of connector according to the table on the right, or refer to the T568B label attached to the connector.
4. As shown in the image below, push the orange and blue wire pairs into the top of the connector.

PIN #	COLOR
1	Orange/White
2	Orange
4	Blue
5	Blue/White
7	Brown/White
8	Brown
3	Green/White
6	Green


NOTE: Do not allow twisted pairs to untwist more than 1/2 inch (1.27 cm).

5. Cut excess wire as shown in “Wires Inserted into Connector” image below.
6. Complete the connector assembly by pressing two mating parts together using only finger force. Ensure mating parts are locked together.


DM-CONN-20 Field Plug (Quantity 20)



Wires Cut on Angle



Wires Inserted into Connector



Further Inquiries

If you cannot locate specific information or have questions after reviewing this guide, please take advantage of Crestron's award winning customer service team by calling Crestron at 1-888-CRESTRON [1-888-273-7876].

You can also log onto the online help section of the Crestron website (www.crestron.com/onlinehelp) to ask questions about Crestron products. First-time users will need to establish a user account to fully benefit from all available features.

Crestron Electronics, Inc.
15 Volvo Drive
Rockleigh, NJ 07647
Tel: 888.CRESTRON
Fax: 201.767.7576

**Data Sheet – DOC. 6767A
(2023058)
12.08**

Specifications subject to change without notice.
www.crestron.com

Return and Warranty Policies

Merchandise Returns / Repair Service

1. No merchandise may be returned for credit, exchange or service without prior authorization from CRESTRON. To obtain warranty service for CRESTRON products, contact an authorized CRESTRON dealer. Only authorized CRESTRON dealers may contact the factory and request an RMA (Return Merchandise Authorization) number. Enclose a note specifying the nature of the problem, name and phone number of contact person, RMA number and return address.
2. Products may be returned for credit, exchange or service with a CRESTRON Return Merchandise Authorization (RMA) number. Authorized returns must be shipped freight prepaid to CRESTRON, 6 Volvo Drive, Rockleigh, N.J. or its authorized subsidiaries, with RMA number clearly marked on the outside of all cartons. Shipments arriving freight collect or without an RMA number shall be subject to refusal. CRESTRON reserves the right in its sole and absolute discretion to charge a 15% restocking fee plus shipping costs on any products returned with an RMA.
3. Return freight charges following repair of items under warranty shall be paid by CRESTRON, shipping by standard ground carrier. In the event repairs are found to be non-warranty, return freight costs shall be paid by the purchaser.

CRESTRON Limited Warranty

CRESTRON ELECTRONICS, Inc. warrants its products to be free from manufacturing defects in materials and workmanship under normal use for a period of three (3) years from the date of purchase from CRESTRON, with the following exceptions: disk drives and any other moving or rotating mechanical parts, pan/tilt heads and power supplies are covered for a period of one (1) year; touchscreen display and overlay components are covered for 90 days; batteries and incandescent lamps are not covered.

This warranty extends to products purchased directly from CRESTRON or an authorized CRESTRON dealer. Purchasers should inquire of the dealer regarding the nature and extent of the dealer's warranty, if any.

CRESTRON shall not be liable to honor the terms of this warranty if the product has been used in any application other than that for which it was intended or if it has been subjected to misuse, accidental damage, modification or improper installation procedures. Furthermore, this warranty does not cover any product that has had the serial number altered, defaced or removed.

This warranty shall be the sole and exclusive remedy to the original purchaser. In no event shall CRESTRON be liable for incidental or consequential damages of any kind (property or economic damages inclusive) arising from the sale or use of this equipment. CRESTRON is not liable for any claim made by a third party or made by the purchaser for a third party.

CRESTRON shall, at its option, repair or replace any product found defective, without charge for parts or labor. Repaired or replaced equipment and parts supplied under this warranty shall be covered only by the unexpired portion of the warranty.

Except as expressly set forth in this warranty, CRESTRON makes no other warranties, expressed or implied, nor authorizes any other party to offer any warranty, including any implied warranties of merchantability or fitness for a particular purpose. Any implied warranties that may be imposed by law are limited to the terms of this limited warranty. This warranty statement supersedes all previous warranties.

Trademark Information

All brand names, product names and trademarks are the sole property of their respective owners. Windows is a registered trademark of Microsoft Corporation. Windows95/98/Me/XP/Vista and WindowsNT/2000 are trademarks of Microsoft Corporation.

Free Manuals Download Website

<http://myh66.com>

<http://usermanuals.us>

<http://www.somanuals.com>

<http://www.4manuals.cc>

<http://www.manual-lib.com>

<http://www.404manual.com>

<http://www.luxmanual.com>

<http://aubethermostatmanual.com>

Golf course search by state

<http://golfingnear.com>

Email search by domain

<http://emailbydomain.com>

Auto manuals search

<http://auto.somanuals.com>

TV manuals search

<http://tv.somanuals.com>