

Free Standing Patio Heaters



PHFS-P4 Free Standing Patio Heater (as shown)

It's great to have a portable heat source that you can move seasonally or when your outdoor landscaping changes. The DCS Free Standing Patio Heater easily goes where it will be most useful. With 40,000 Btu's, it provides up to a 20-foot circle of heat, and features an adjustable heat control knob and a safety shut-off. Available for natural gas or liquid propane fuel types and features a weighted base, access door and two wheels for easy moving.

ADDITIONAL FEATURES:

- Durable, weatherproof stainless steel construction
- Available for natural gas or liquid propane fuel types
- Electronic spark ignition

Built-in Patio Heaters



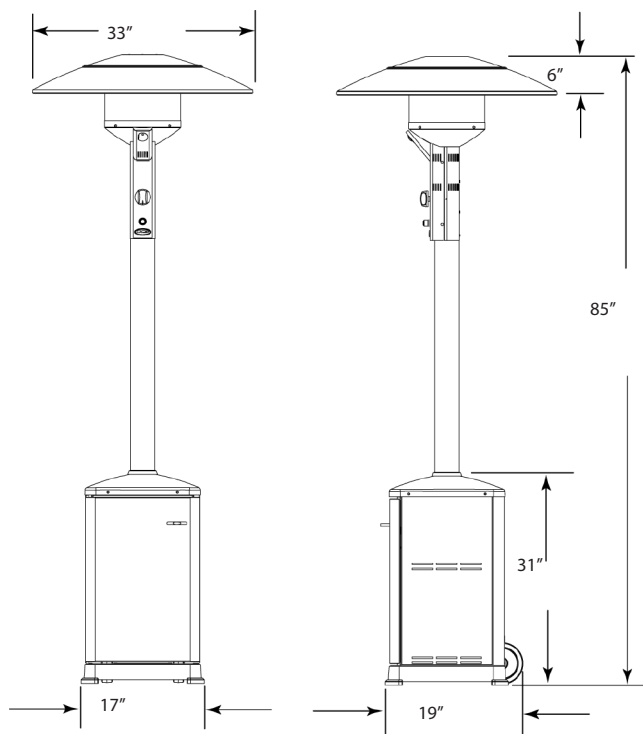
DCS-DRH-48N Built-in Patio Heater (as shown)

An outdoor heater in your favorite restaurant always makes a dinner more enjoyable. You can have the same warm experience in your outdoor kitchen with the DCS Built-in Patio Heater. DCS has a long history of producing safe, efficient and high-performance outdoor heaters for restaurants and hotels, and applied this knowledge to produce heaters for residential outdoor settings. The attractive wall-mounted heater features 56,000 Btu's of comfortable heat up to 15 feet away that extends the season for dining outdoors. Our Built-in Patio Heaters feature durable, weatherproof stainless steel construction and are available for natural gas only.

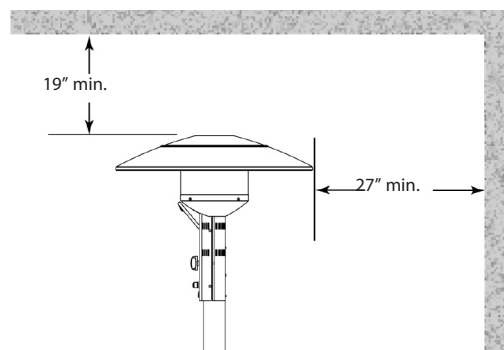
ADDITIONAL FEATURES:

- Mounts easily to eaves
- Includes extension mounting kit
- Available for natural gas only
- Remote control on-off accessory available (DRH-RMT)

Free Standing Patio Heater Dimensions



Minimum Distance to Combustible Material



MODEL NUMBER	PHFS-P4
HEATER BTU/HR	40,000
SAFETY SHUT-OFF	✓

Ordering Data: Please specify gas type (natural or propane) when ordering.

Gas Requirements:

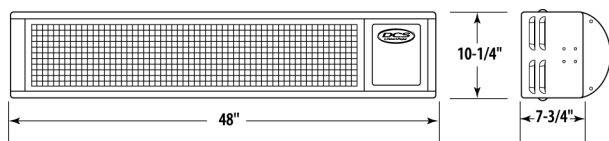
Natural

- 1/2" NPT male with a 3/8" flare adapter
- Operational Pressure: 4" W.C.
- Supply Pressure: 5" to 9" W.C.

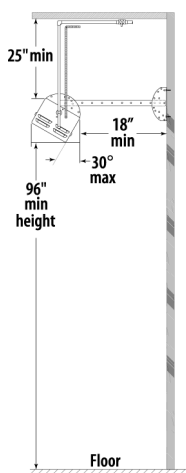
Propane

- 1/2" NPT male with a 3/8" flare adapter
- Operational Pressure: 10" W.C.
- Supply Pressure: 11" to 14" W.C.

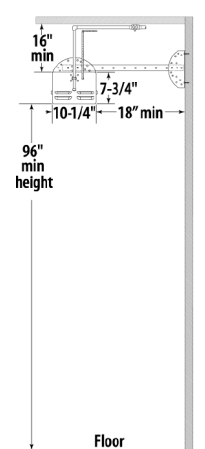
Built-in Patio Heater Dimensions



30° installation to combustible (side view)

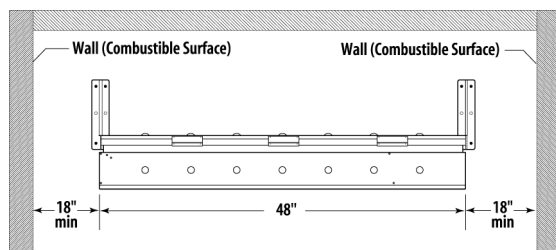


0° installation to combustible (side view)



Minimum Distance to Combustible Material

Installation to combustible (front view)



MODEL NUMBER	DCS-DRH-48N
HEATER	56,000 BTU/HR
EXTENSION MOUNTING KIT	✓

Gas Requirements:

Natural

- Max. Pressure: 1/2 psig
- Min. Pressure: 6" W.C.
- Manifold Pressure: 5" W.C.
- Internal 5" W.C. regulator

Free Manuals Download Website

<http://myh66.com>

<http://usermanuals.us>

<http://www.somanuals.com>

<http://www.4manuals.cc>

<http://www.manual-lib.com>

<http://www.404manual.com>

<http://www.luxmanual.com>

<http://aubethermostatmanual.com>

Golf course search by state

<http://golfingnear.com>

Email search by domain

<http://emailbydomain.com>

Auto manuals search

<http://auto.somanuals.com>

TV manuals search

<http://tv.somanuals.com>