

Dell KM713 Wireless Keyboard & Mouse

Owner's Manual

Information in this document is subject to change without notice.

© 2012 Dell Inc. All rights reserved.

Reproduction of these materials in any manner whatever without the written permission of Dell Inc. is strictly forbidden. Trademarks used in this text: Microsoft® and Windows® are either trademarks or registered trademarks of Microsoft Corporation in the United States and/or other countries; Dell™ and the DELL logo are trademarks of Dell Inc.

Other trademarks and trade names may be used in this document to refer to either the entities claiming the marks and names or their products. Dell Inc. disclaims any proprietary interest in trademarks and trade names other than its own.

2012 - 03 Rev. A00

Restrictions and Disclaimers

The information contained in this document, including all instructions, cautions, and regulatory approvals and certifications, is provided by the supplier and has not been independently verified or tested by Dell. Dell cannot be responsible for damage caused as a result of either following or failing to follow these instructions.

All statements or claims regarding the properties, capabilities, speeds or qualifications of the part referenced in this document are made by the supplier and not by Dell. Dell specifically disclaims knowledge of the accuracy, completeness or substantiation for any such statements. All questions or comments relating to such statements or claims should be directed to the supplier.

Export Regulations

Customer acknowledges that these Products, which may include technology and software, are subject to the customs and export control laws and regulations of the United States ("U.S.") and may also be subject to the customs and export laws and regulations of the country in which the Products are manufactured and/or received. Customer agrees to abide by those laws and regulations. Further, under U.S. law, the Products may not be sold, leased or otherwise transferred to restricted end-users or to restricted countries. In addition, the Products may not be sold, leased or otherwise transferred to, or utilized by an end-user engaged in activities related to weapons of mass destruction, including without limitation, activities related to the design, development, production or use of nuclear weapons, materials, or facilities, missiles or the support of missile projects, and chemical or biological weapons.

Contents

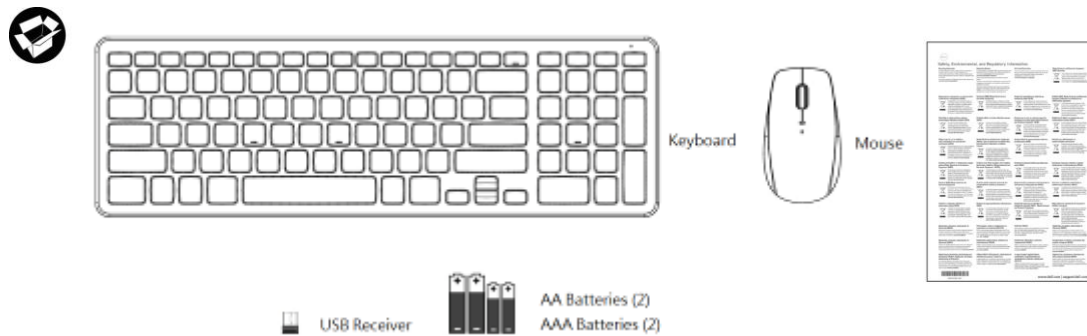
Setup	4
Keyboard	7
Features	7
Troubleshooting	11
Specifications	12
Mouse	14
Features	14
Troubleshooting	16
Specifications	17
Statutory Information	19
Warranty	19
Regulatory	20
Certification	21

Setting Up Your Dell KM713 Wireless Keyboard & Mouse

System Requirements

- One USB port (for the USB receiver)
- Microsoft Windows 7/Vista/XP, Media Center Edition and Linux Ubuntu

Contents of the Box

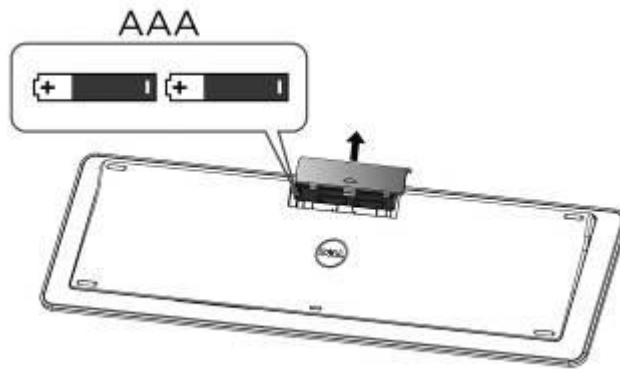


Note: The USB receiver may be pre-installed on your computer.

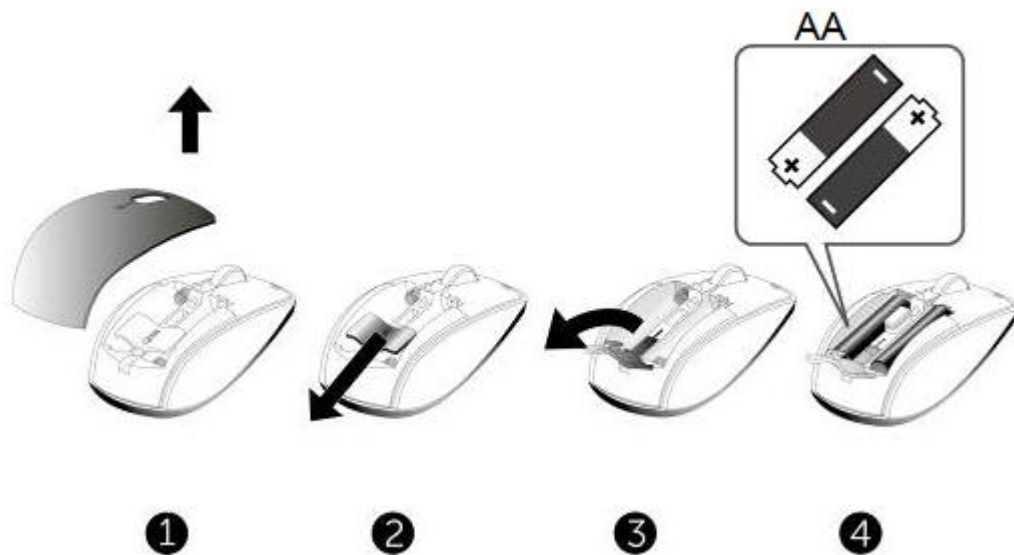
Note: The documents that shipped with the keyboard and mouse may vary based on your region.

Setting Up

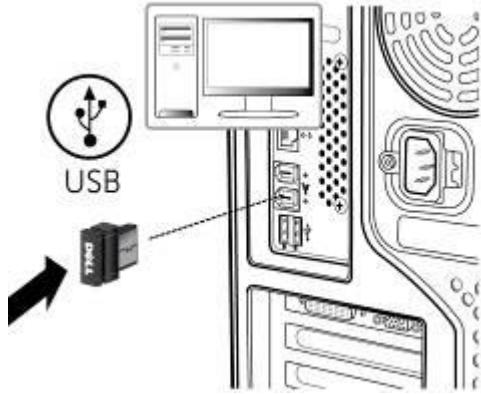
1. Install the batteries in your keyboard.



2. Install the batteries in your mouse.



3. Connect the USB receiver to computer



If your [keyboard](#) or [mouse](#) is not working, see the Troubleshooting section.

Features: Dell KM713 Wireless Keyboard

Front View



- | | | |
|---|----------------------|--|
| 1 | Battery status light | Indicate the status of the batteries installed on your keyboard.

Green (solid) – Appear for about 15 seconds after the batteries are installed and then turn off.

Amber (blinking) – Battery charge is low. Replace the batteries. |
| 2 | Multimedia keys | Mute, Volume up, Volume down, Play/Pause, Skip forward and Skip backward keys. |
| 3 | Eject key | Eject the disc from the optical drive. This key works only when appropriate software is installed. |
| 4 | Sleep-mode button | Turn your computer to sleep mode. Press any key to wake up the computer. |





Back View





1. Power switch



2. Battery compartment

Multimedia Functions



Mute 	Mute the audio output
Volume up 	Increase the volume level
Volume down 	Decrease the volume level
Next track 	Skip forward to the next track

<p>Play/Pause</p> 	<p>Start or pause the media</p>
<p>Previous track</p> 	<p>Skip back to the previous track</p>



Hot Keys


<p>Eject</p> 	<p>Eject the disc from the optical drive. This key works only when an appropriate software is installed, download and install the software from dell.com/support/KM713.</p>
<p>Sleep mode</p> 	<p>Turn your computer to sleep mode. Press any key to wake up the computer.</p>

Application Keys and Windows Keys

Key Combinations	Function
 Application key	Display the shortcut menu that appears when right-clicking the mouse.
 Windows key	Open the Start Menu
Windows key + E	Open Windows Explorer
Windows key + F	Find a document
Windows key + M	Minimize all open windows
Windows key + R	Display the Run Dialog box
Windows key + F1	Display the Help menu
Windows key + TAB	Activate the next taskbar button
Windows key + Ctrl + F	Open the find computers window
Windows key + Shift + M	Undo minimize all windows
Windows key + Pause/Break	Open the System Properties window

On Screen Caps Lock Indicator

	Caps lock is on
	Caps lock is off

 **Note:** If the Caps lock indicator does not appear on the screen, download and install the software from dell.com/support/KM713.

Troubleshooting: Dell KM713 Wireless Keyboard

If you have problems with your keyboard:

- Check if the batteries are inserted in the correct orientation.
- Check if the keyboard's power switch is set to on.
- Remove and reinstall the batteries. The power status light turns on (solid green) for about 15 seconds and then turn off.
- Remove and insert the USB receiver again.
- Restart your computer.
- Insert the USB receiver into another USB port on your computer.

Specifications: Dell KM713 Wireless Keyboard

General

Manufacturer	Chicony Electronics Co., Ltd.
Model number	KG-1152
Connection type	2.4 GHz Wireless technology
Supported Operating Systems	Microsoft Windows 7/Vista/ XP and Media Center Edition and Linux Ubuntu.
Rollover	Pseudo N-key rollover capability
Key mechanism	Scissor

Electrical

Operating Voltage	2.0 V to 3.2 V
Battery life	approximately 6 months
Battery require	2*AAA Alkaline

Physical Characteristics

Height	21.2(± 0.4) mm
Length	380.03(± 0.7) mm
Width	122.21(± 0.4).mm
Weight	540(±10)g, without batteries

Environmental

Operating temperature 0 °C to 40 °C

Storage temperature -40 °C to 65 °C

Operating humidity 90% maximum Relative Humidity, non condensing

Storage humidity 95% maximum Relative Humidity, non condensing

2.4 GHz Wireless

Radio transmission Bi-directional, Enhanced Shock Burst™

Range Up to 10 meters

Features: Dell KM713 Wireless Mouse

Front View



- | | |
|-----------------------|-------------------------|
| 1. Left Mouse button | 3. Scroll Wheel |
| 2. Right Mouse button | 4. Battery status light |

Back View



1. Power Switch

2. Optical Sensor

Troubleshooting: Dell KM713 Wireless Mouse

If you have problems with your mouse:

- Check if the batteries are inserted in the correct orientation.
- Check if the mouse's power switch is set to on.
- Remove and reinstall the batteries. The power status light turns on (solid green) for about 15 seconds and then turns off.
- Remove and insert the USB receiver again.
- Restart your computer.
- Insert the USB receiver into another USB port on your computer.

Specifications: Dell KM713 Wireless Mouse

General

Manufacturer	Chicony Electronics Co., Ltd.
Model number	MG-1090
Connection type	2.4 GHz Wireless technology
Supported Operating Systems	Microsoft Windows 7/Vista/ XP and Media Center Edition and Linux Ubuntu.

Electrical

Operating Voltage	2.0 V to 3.2 V
Battery life	approximately 6 months
Battery require	2*AA Alkaline

Physical Characteristic

Height	39.47±0.3 mm
Width	63.8 ±05 mm
Length	113±0.5 mm
Weight	82 g, without batteries

Environmental

Operating temperature 0 °C to 40 °C

Storage temperature -40 °C to 65 °C

Operating humidity 90% maximum Relative Humidity, non condensing

Storage humidity 90% maximum Relative Humidity, non condensing

2.4 GHz Wireless

Radio transmission Bi-directional, Enhanced Shock Burst™

Range Up to 10 meters

Warranty: Dell KM713 Wireless Keyboard & Mouse

Limited Warranties and Return policies

Dell-branded products carry a 1-year limited hardware warranty.

If purchased together with Dell system, it will follow the system warranty.

For U.S. customers: This purchase and your use of this product are subject to Dell's end user agreement, which you can find at www.dell.com/terms. This document contains a binding arbitration clause.

For European, Middle Eastern and African customers: Dell- branded products that are sold and used are subject to applicable national consumer legal rights, the terms of any retailer sale agreement that you have entered into (which will apply between you and the retailer) and Dell's end user contract terms. Dell may also provide an additional hardware warranty – full details of the Dell end user contract and warranty terms can be found by going to www.Dell.com, selecting your country from the list at the bottom of the “home” page and then clicking the “terms and conditions” link for the end user terms or the “support” link for the warranty terms.

FOR NON-U.S. CUSTOMERS: Dell- branded products that are sold and used are subject to applicable national consumer legal rights, the terms of any retailer sale agreement that you have entered into (which will apply between you and the retailer) and Dell's warranty terms. Dell may also provide an additional hardware warranty – full details of Dell's warranty terms can be found by going to www.dell.com, selecting your country from the list at the bottom of the “home” page and then clicking the “terms and conditions” link or the “support” link for the warranty terms.

Regulatory: Dell KM713 Wireless Keyboard & Mouse

Keyboard Regulatory Model: KG-1152

Mouse Regulatory Model: MG-1090

Dongle Regulatory Model: RG-1091

Regulatory Information

These devices comply with Part 15 of the FCC Rules. Operation of the devices is subject to the following two conditions: (1) The devices may not cause harmful interference, and (2) The devices must accept any interference that may cause undesired operation.

This equipment has been tested and found to comply with the limits for a Class B digital device, pursuant to Part 15 of the FCC Rules. These limits are designed to provide reasonable protection against harmful interference in a residential installation. This equipment generates, uses, and can radiate radio frequency energy. If the equipment is not installed and used in accordance with the instructions, the equipment may cause harmful interference to radio communications. There is no guarantee, however, that such interference will not occur in a particular installation. If this equipment does cause harmful interference to radio or television reception (which can be determined by turning the equipment off and on), the user is encouraged to try to correct the interference by taking one or more of the following measures:

- Relocate this device.
- Increase the separation between the device and the receiver.
- Connect the device into an outlet on a circuit different from that of other electronics.
- Consult the dealer or an experienced radio technician for help.

Agency Approval:

C-Tick, FCC, CE, CB, cULus, Canada IC, CMIIT, ETA, VCCI, TELEC, Thailand NTC, Singapore IDA, Malaysia SIRIM, Indonesia SDPPI, Philippine NTC, Saudi Arabia (CITC & SASO), UAE TRA, Kuwait MoC, GOST, South Africa ICASA.

Certifications: Dell KM713 Wireless Keyboard & Mouse

Microsoft WHQL Logo

The Dell™ KM713 Wireless Keyboard and Mouse have passed WHQL logo testing by Microsoft Windows Hardware Quality Labs.

WHQL Logo is a certification scheme operated by Microsoft Windows Hardware Quality Labs. In this case it ensures that hardware is compatible with Microsoft Operating Systems. The keyboard and mouse are qualified through the use of WHQL test kits and has been included in the [Microsoft Hardware Compatibility List](#).

Free Manuals Download Website

<http://myh66.com>

<http://usermanuals.us>

<http://www.somanuals.com>

<http://www.4manuals.cc>

<http://www.manual-lib.com>

<http://www.404manual.com>

<http://www.luxmanual.com>

<http://aubethermostatmanual.com>

Golf course search by state

<http://golfingnear.com>

Email search by domain

<http://emailbydomain.com>

Auto manuals search

<http://auto.somanuals.com>

TV manuals search

<http://tv.somanuals.com>